

BALTIMORE RAVENS
2023 SEASON REVIEW / 2024 INFORMATION




2023 AFC NORTH

CHAMPIONS

BALTIMORE RAVENS





A
- NORTH -
CHAMPIONS

BALTIMORE SEASON REVIEW

UNDER ARMOUR PERFORMANCE CENTER | 1 WINNING DRIVE | OWINGS MILLS, MD

PH: 410-701-4000 | BALTIMORERAVENS.COM | TWITTER: @RAVENS

WORLD CHAMPIONS: SUPER BOWL XXXV (2000) & SUPER BOWL XLVII (2012)

2023 SEASON OVERVIEW

TEAM

- Producing the NFL's best regular season record (13-4), the 2023 AFC North Champion Ravens earned a No. 1 playoff seed. After beating the Houston Texans, 34-10, in the Divisional Round, the Ravens fell, 17-10, at home in the AFC Championship to the eventual Super Bowl Champion Kansas City Chiefs.
- The Ravens' conference title game marked their fourth AFC Championship appearance (also 2008 & 2011-12) with head coach **John Harbaugh** at the helm and their fifth (also 2000) in team history. (It was also the first AFC title game hosted by the Ravens in franchise history.)
- In 2023, the Ravens clinched the AFC's top postseason spot for the second time (also 2019) in team history. Additionally, the campaign marked Baltimore's first division title since 2019 and the fifth (also 2011-12, 2018-19) under Coach Harbaugh.
- In the 2023 regular season, the Ravens tallied an NFL-record 10 victories vs. teams that finished with a winning record, and they posted six wins over playoff teams.
- The 2023 Ravens also ranked No. 1 in the NFL in both point differential (+203) and turnover margin (+12, tied w/ NYG).

DEFENSE

- Baltimore became the first team in league history to finish a season ranking No. 1 in each of the following categories: points allowed (16.5 ppg), sacks (60) and takeaways (31, tied w/ NYG).
- Led by All-Pros **S Kyle Hamilton**, **DT Justin Madubuike**, **ILB Patrick Queen** and **ILB Roquan Smith**, the Ravens allowed the league's sixth-fewest yards (301.4 ypg).
- Madubuike posted a team-high 13 sacks (most among NFL interior linemen), while veteran free agent additions **OLB Jadeveon Clowney** (9.5) and **OLB Kyle Van Noy** (9) also contributed to Baltimore's single-season franchise-tying (2006) 60 QB drops.
- S Geno Stone** posted the NFL's second-most INTs (7, AFC high), helping Baltimore limit foes to a league-low 74.6 passer rating.

OFFENSE

- Baltimore ranked No. 4 in scoring (28.4 ppg) and No. 6 in total yards (370.4), averaging a NFL-high 156.5 rushing yards per game.
- QB Lamar Jackson**, who was voted AP NFL MVP for the second time (also 2019) in his career, produced the NFL's fourth-best passer rating (102.7), throwing for 3,678 yards (career high), 24 TDs and just 7 INTs. He added 821 rushing yards and 5 TDs to become the only QB in NFL history with multiple seasons (2019) reaching the incredible 3,000/800 milestone.
- The electrifying **WR Zay Flowers** set rookie franchise marks in catches (77) and receiving yards (858), adding 6 total TDs (5 receiving & 1 rushing). **RB Gus Edwards** tallied 810 rushing yards and 13 TDs (second most in Ravens single-season history).
- Standout **TE Mark Andrews** recorded 45 catches for 544 yards and 6 TDs before being injured (ankle) in Week 11. However, **TE Isaiah Likely** stepped up admirably in Andrews' absence, finishing with 30 catches for 411 yards and 5 TDs.

SCHEDULE / RESULTS [14-5]

Date	Opponent	Result	Diff.
Sun. Sept. 10	HOUSTON TEXANS	W, 25-9	+16
Sun. Sept. 17	at Cincinnati Bengals	W, 27-24	+3
Sun. Sept. 24	INDIANAPOLIS COLTS	L, 19-22 OT	-3
Sun. Oct. 1	at Cleveland Browns	W, 28-3	+25
Sun. Oct. 8	at Pittsburgh Steelers	L, 10-17	-7
Sun. Oct. 15	at Tennessee Titans (London)	W, 24-16	+8
Sun. Oct. 22	DETROIT LIONS	W, 38-6	+32
Sun. Oct. 29	at Arizona Cardinals	W, 31-24	+7
Sun. Nov. 5	SEATTLE SEAHAWKS	W, 37-3	+34
Sun. Nov. 12	CLEVELAND BROWNS	L, 31-33	-2
Thurs. Nov. 16	CINCINNATI BENGALS	W, 34-20	+14
Sun. Nov. 26	at Los Angeles Chargers	W, 20-10	+10
Sun. Dec. 10	LOS ANGELES RAMS	W, 37-31 OT	+6
Sun. Dec. 17	at Jacksonville Jaguars	W, 23-7	+16
Mon. Dec. 25	at San Francisco 49ers	W, 33-19	+14
Sun. Dec. 31	MIAMI DOLPHINS	W, 56-19	+37
Sat. Jan. 6	PITTSBURGH STEELERS	L, 10-17	-7
Sat. Jan. 20	HOUSTON TEXANS (Div.)	W, 34-10	+24
Sun. Jan. 28	KANSAS CITY CHIEFS (AFC)	L, 10-17	-7

PRO BOWL / AP ALL-PRO RAVENS

- | | |
|------------------------------|----------------------------|
| X S Kyle Hamilton (1st)* | X ILB Patrick Queen (1st)^ |
| X QB Lamar Jackson (3rd)* | X ILB Roquan Smith (2nd)* |
| X C Tyler Linderbaum (1st) | X K Justin Tucker (7th) |
| X DT Justin Madubuike (1st)^ | X G Kevin Zeitler (1st)+ |
- * 1st-Team All-Pro ^ 2nd-Team All-Pro + Pro Bowl Replacement

HARBAUGH-JACKSON ERA [SINCE 2018 / NFL BESTS]

Playoff Berths	Reg. Season Win Pct.
Chiefs - 6	Chiefs - .758
Ravens - 5	Ravens - .667
Eagles - 5	Bills - .653
Bills - 5	Saints - .636

Baltimore is 58-19 in regular season games (.753) started by Lamar Jackson.



PLAYOFF BERTHS SINCE 2008 [JOHN HARBAUGH ERA]

Rk. Team	Berths
1. Green Bay 12	
New England 12	
3. Baltimore 11	
Kansas City 11	

TOTAL VICTORIES SINCE 2008 [JOHN HARBAUGH ERA]

Rk. Team	Wins
1. New England 191	
2. Green Bay 174	
3. Baltimore 172	

PLAYOFF WINS / SINCE 2008 [JOHN HARBAUGH ERA]

Rk. Team	Wins
1. Kansas City 16	
New England 16	
3. San Francisco 13	
4. Baltimore 12	
Green Bay 12	

* Won SB XLVII during 2012 season

Chad Steele - SVP of Communications ■ Patrick Gleason - VP of Public Relations ■ Marisol Renner - Director of Publications ■ Tom Valente - Director of Public Relations
Dan Horowitz - Public Relations Coordinator ■ Rachel Richards - Public Relations Coordinator ■ Akhona Bhengu - Public Relations Intern ■ Noah Tylutki - Public Relations Intern

2023 HIGHLIGHTS

JACKSON'S LAMARVELOUS NFL MVP CAMPAIGN

2023 NFL MVP **QB Lamar Jackson** tallied 4,499 total yards, racking up a career-high 3,678 through the air, to go with a career-best 67.2% completion rate and the NFL's No. 4 passer rating (102.7). He also posted a QB-high 821 rushing yards for a league-best 5.5 yards-per-carry average.

PASSER RATING

1. Brock Purdy (SF)113.0
2. Dak Prescott (Dal.) 105.9
3. Kirk Cousins (Min.) 103.8
4. **Lamar Jackson (Bal.) ..102.7**
5. Tua Tagovailoa (Mia.) ... 101.1

RUSHING YARDS / QBs

1. **Lamar Jackson (Bal.) ..821**
2. Justin Fields (Chi.).....657
3. Jalen Hurts (Phi.)605
4. Josh Allen (Buf.) 524
5. Josh Dobbs (Min.) 421

PASS YARDS PER ATT.

1. Brock Purdy (SF) 9.6
2. Tua Tagovailoa (Mia.) 8.3
3. C.J. Stroud (Hou.) 8.2
4. **Lamar Jackson (Bal.) ..8.0**
- Jake Browning (Cin.)..... 8.0

YARDS PER CARRY

1. **Lamar Jackson (Bal.) ..5.5**
2. Christian McCaffrey (SF)... 5.4
3. Justin Fields (Chi.)..... 5.3
- Jaylen Warren (Pit.) 5.3
5. Jahmyr Gibbs (Det.) 5.2



LAMAR JACKSON
 X MVP **4,499**
 X ALL-PRO **YDS**
 X PRO BOWL
 X DEC.-JAN. AFC OFF. POM
 X W7 & W17 AFC OFF. POW

SPECIAL TEAMS

> **K Justin Tucker** posted a franchise-record 147 points, connecting on 32-of-37 FGs (86.5%) for his NFL-record ninth-ever season reaching at least 30 FGM.

> **WR Tylan Wallace** tallied a game-winning 76-yard PR-TD vs. LAR (12/10/23), marking the fourth OT PR-TD in NFL history.

> **P Jordan Stout** averaged a franchise-record 47.8 gross yards per punt, while pinning 28 inside the 20-yard line, with only 5 touchbacks.

MOVE THE BALL & SCORE POINTS

The Ravens' offense was fourth in scoring (28.4 ppg) and sixth in yards per game (370.4) in 2023, with both marks ranking Top 5 in single-season history.

RAVENS SINGLE-SEASON HISTORY

POINTS PER GAME

1. 2019 33.2
2. 2020 29.3
3. **2023 28.4**
4. 2014 25.6
5. 2012 24.9

YARDS PER GAME

1. 2019 407.6
2. 2021 378.8
3. 2018 374.9
4. **2023 370.4**
5. 2014 364.9

Baltimore tied (2019 and 2020) for its most 30-point games in a single season, reaching that mark in eight games. The team's six games with at least 400 yards gained tied (2012, 2014, 2018 and 2020) for the second-most such single-season occurrences in franchise history, trailing only the 2019 campaign (eight).

FLOWERS BLOSSOMS



ZAY FLOWERS

WR Zay Flowers' 77 receptions and 858 receiving yards each established new Ravens rookie records and ranked Top 5 among rookie WRs in 2023. He added 6 total TDs (5 receiving, 1 rushing) during his rookie year.

2023 NFL ROOKIE WR RANKS

RECEPTIONS

- | Rk. | WR (Team) | Rec. |
|-----|---------------------------|-----------|
| 1. | Puka Nacua (LAR) | 105 |
| 2. | Rashee Rice (KC) | 79 |
| 3. | Zay Flowers (Bal.) | 77 |
| 4. | Jordan Addison (Min.) | 70 |
| 5. | Josh Downs (Ind.) | 68 |

RECEIVING YARDS

- | Rk. | WR (Team) | Yards |
|-----|---------------------------|------------|
| 1. | Puka Nacua (LAR) | 1,486 |
| 2. | Rashee Rice (KC) | 938 |
| 3. | Jordan Addison (Min.) | 911 |
| 4. | Zay Flowers (Bal.) | 858 |
| 5. | Jayden Reed (GB) | 793 |

RUSHING PROWESS

Led by **QB Lamar Jackson** in rushing yards (821) and **RB Gus Edwards** in rushing TDs (13), Baltimore's ground game racked up an NFL-high 2,661 yards (156.5 ypg) and franchise-record 26 TDs.



GUS EDWARDS

Edwards' 13 rushing TDs tied (David Montgomery) for the third most by a NFL RB all year. They also ranked second in Ravens single-season history, trailing only RB Jamal Lewis' 14 rushing scores in 2003.

2023 RUSHING RANKS

RUSHING TDs

1. Detroit 27
 - Miami 27
 - San Francisco..... 27
 4. **Baltimore*..... 26**
 5. Buf./Phi. 22
- *Franchise Record

RUSHING YARDS

1. **Baltimore..... 2,661**
2. Chicago..... 2,399
3. San Francisco..... 2,389
4. Arizona..... 2,365
5. Detroit 2,311

RUSHING YPC AVERAGE

1. Miami 5.1
2. Arizona..... 5.0
3. **Baltimore..... 4.9**
4. San Francisco..... 4.8
5. Detroit..... 4.6

100+ RUSH YARDS / ALL-TIME STREAKS

Rk.	Team	Consecutive Games	Year Range
1.	Baltimore Ravens	43	2018-21
	Pittsburgh Steelers	43	1974-77
3.	Buffalo Bills	37	1973-76
4.	Baltimore Ravens	33	2022-Present
5.	Carolina Panthers	30	2014-16

2023 HIGHLIGHTS

HISTORIC TRIPLE THREAT

Baltimore's defense became the first unit in NFL history to lead the league in points allowed (16.5 ppg), sacks (60, tying 2006 for a franchise record) and takeaways (31, tied with NYG).

2023 DEFENSIVE RANKS

SCORING		SACKS		TAKEAWAYS	
Baltimore	16.5	Baltimore	60	Baltimore	31
Kansas City	17.3	Kansas City	57	NY Giants	31
San Francisco	17.5	Miami	56	Buffalo	30

MORE TOP 5 DEFENSIVE MARKS

TDs ALLOWED

1. Baltimore..... 26
2. San Francisco..... 31
3. Kansas City 32
- Pittsburgh..... 32
5. Tennessee 33

OPP. NET YARDS PER PASS

1. Baltimore..... 5.1
2. Cleveland..... 5.2
3. Kansas City 5.4
4. NY Jets 5.5
5. San Francisco..... 5.9

RED ZONE DEFENSE

1. Tennessee 37.7
2. Baltimore..... 40.8
3. Tampa Bay 42.6
4. Atlanta 45.3
5. Pittsburgh 46.0

YARDS ALLOWED PER PLAY

1. Baltimore..... 4.6
- Cleveland..... 4.6
- NY Jets 4.6
4. Kansas City 4.7
- New England 4.7

OPPONENT PASSER RATING

1. Baltimore..... 74.6
2. Cleveland..... 74.7
3. NY Jets 76.0
4. San Francisco..... 79.6
5. New Orleans..... 79.7

GOAL-TO-GO DEFENSE

1. Tennessee 42.9
2. Baltimore..... 57.7
3. Tampa Bay 58.6
4. LA Chargers 62.5
5. Atlanta 63.0

VS. TEAMS W/ WINNING RECORDS / NFL HISTORY

MOST WINS

1. 2023 Ravens..... 10
2. 2023 Steelers..... 8
- 2023 49ers..... 8
- 2021 Titans..... 8

HIGHEST POINTS MARGIN

1. 2023 Ravens..... +178
2. 1969 Vikings..... +148
3. 1983 Commanders...+137
4. 2007 Patriots..... +135

KYLE HAMILTON: 1 OF 1

S Kyle Hamilton's 10 TFL marked a Ravens single-season DB record and led all NFL safeties in 2023. Additionally, his 13 PD tied (Detroit's Brian Branch) for the most by a safety all season, while his 3 sacks tied for the second most among the group.



KYLE HAMILTON

Hamilton added 81 tackles, 4 INTs (1 pick-6) and 1 FF, becoming the NFL's first player since S Tyrann Mathieu (2015) to register double-digit TFL and at least 4 INTs in a single season.

2023 RANKS / SAFETIES

TACKLES FOR LOSS

1. Kyle Hamilton (Bal.)*..... 10
 2. J. Adams, B. Branch, G. Delpit 7
 - R. Jenkins, J. Metellus..... 7
- *Franchise DB Record

PASSES DEFENSED

1. Kyle Hamilton (Bal.) 13
- Brian Branch (Det.)..... 13
3. Antoine Winfield Jr. (TB)..... 12

INTERCEPTIONS

1. Geno Stone (Bal.)..... 7
2. Jessie Bates III (Atl.)..... 6
3. Kyle Hamilton (Bal.) / 7 more... 4

GENO STONE

S Geno Stone's 7 INTs led NFL safeties and were the second most overall in 2023, also tying for the third most by any Raven in single-season history.

PRO BOWL LINEBACKERS

ILB Patrick Queen (133) and **ILB Roquan Smith** (158) formed the NFL's only duo to each post at least 130 tackles in 2023. Smith's 158 tackles marked the NFL's sixth most, while Queen's 133 ranked 16th. On 11/12/23 vs. Cle., Smith (21) became the second Ravens defender in franchise history (also LB Ray Lewis) to register at least 20 tackles in a game.



QUEEN & SMITH

SACK AFTER SACK AFTER SACK

Sixteen Ravens defenders registered at least 1 sack and contributed to the unit's league-leading and franchise-record-tying 60 QB takedowns in 2023. Only Detroit (18) had more defenders notch at least 1 sack. Additionally, only Baltimore (**DE/OLB Jadeveon Clowney**, **DT Justin Madubuike** and **OLB Kyle Van Noy**) and Miami featured three 9+ sack defenders, a trio of Ravens only outmatched by Baltimore's 2006 quartet (Trevor Pryce, Bart Scott, Terrell Suggs & Adalius Thomas) of 9+ sack defenders.

JADEVEON CLOWNEY



Clowney matched his career high (set in 2017) with 9.5 sacks. His 2 strip-sacks also tied (2017, 2019 & 2021) for the most he's tallied in a single season.

JUSTIN MADUBUIKE



Madubuike posted a career-high 13 sacks. His 11 straight games with at least a half-sack (Weeks 4-15) tied for the longest streak in NFL single-season history.

KYLE VAN NOY



Van Noy, who debuted with Baltimore in Week 4, registered a career-high 9 sacks. His 2 strip-sacks also marked the most he's produced during his 10-year career.

2023 INFORMATION

2023 FINAL NFL RANKINGS

OFFENSE

Category	Stats	Rank
Total Offense	370.4	6
Rush Offense	156.5	1
Pass Offense	213.8	21
Points Per Game	28.4	4
3rd-Down Off. %	42.0	9
4th-Down Off. %	57.1	8
Red Zone Off. (TD%)	61.8	8

DEFENSE

Category	Stats	Rank
Total Defense	301.4	6
Rush Defense	109.4	14
Pass Defense	191.9	6
Points Per Game	16.5	1
3rd-Down Def. %	36.4	7
4th-Down Def. %	40.6	2
Red Zone Def. (TD%)	40.8	2

TEAM

Category	Stats	Rank
Turnover Margin	+12	1t
Penalties	102	23
Penalty Yards	955	31

2023 RAVENS COACHES

Name (Coaching Experience: NFL/Ravens)	Title
John Harbaugh (26/16)+	Head Coach
Chris Horton (10/10)	Special Teams Coordinator
Mike Macdonald (9/9)^	Defensive Coordinator
Todd Monken (9/1)*^	Offensive Coordinator
Anthony Weaver (12/3)	Assistant Head Coach/Defensive Line
Danny Breyer (7/1)*	Offensive Quality Control
Randy Brown (20/16)	Special Teams Coach/Specialists
Joe D'Alessandris (15/7)	Offensive Line Coach
Mike Devlin (21/2)*	Assistant Offensive Line Coach
Kerry Dixon (2/2)	Assistant Quarterbacks Coach
Scott Elliott (5/5)	Strength & Conditioning Coordinator
George Godsey (13/2)	Tight Ends Coach
Chris Hewitt (12/12)	Pass Game Coordinator/Secondary
Greg Lewis (9/1)	Wide Receivers Coach
Tee Martin (3/3)	Quarterbacks Coach
Zach Orr (7/6)	Inside Linebackers Coach
Matt Robinson (3/3)*	Defensive Quality Control
Chuck Smith (2/1)	Outside Linebackers Coach
Daniel Stern (8/8)*	Defensive Quality Control
Travis Switzer (7/7)*	Offensive Quality Control
Willie Taggart (1/1)	Running Backs Coach
James Urban (20/6)	Senior Football Analyst/Game Planning
Craig Ver Steeg (17/16)*	Senior Football Analyst/Game Planning
T.J. Weist (6/6)	Special Teams Coach
Keith Williams (3/3)	Assistant Wide Receivers Coach
Dennard Wilson (12/1)	Defensive Backs Coach

+ Finalist for AP Coach of the Year

^ Finalist for AP Assistant Coach of the Year

* Located in the booth on gameday

2023 LEADERS

PASSING YARDS (TDs/INTs)

Lamar Jackson	3,678 (24/7)
Tyler Huntley	203 (3/0)

RUSHING YARDS (AVG.)

Lamar Jackson	821 (5.5)
Gus Edwards	810 (4.1)

RECEIVING YARDS (CATCHES)

Zay Flowers	858 (77)
Odell Beckham Jr.	565 (35)

POINTS

Justin Tucker	147
Gus Edwards	80

INTERCEPTIONS (YARDS)

Geno Stone	7 (101)
Kyle Hamilton	4 (25)

SACKS (YARDS)

Justin Madubuike	13 (89.5)
Jadeveon Clowney	9.5 (51)
Kyle Van Noy	9 (66)

TACKLES

Roquan Smith	158
Patrick Queen	133

GROSS PUNTING (NET)

Jordan Stout	47.8 (39.2)
--------------	-------------

FIELD GOALS (PCT.)

Justin Tucker	32/37 (86.5)
---------------	--------------

PUNT RETURN YARDS (AVG.)

Devin Duvernay	290 (12.6)
Tylan Wallace	127 (21.2)

KICKOFF RETURN YARDS (AVG.)

Devin Duvernay	174 (19.3)
Justice Hill	119 (39.7)

2023 TALE OF THE TAPE

Category	Ravens
Record	13-4
Longest Streak	Won 6
Points Scored	483
TDs Scored	55
Rushing TDs Scored	26
Passing TDs Scored	27
TDs on Returns	2
Points Against	280
TDs Allowed	26
Rushing TDs Allowed	6
Passing TDs Allowed	18
TDs on Returns Allowed	2
KOR Avg. For	24.5
KOR Avg. Against	22.9
PR Avg. For	14.4
PR Avg. Against	13.5
Sacks	60
Sacks Allowed	41
Interceptions	18
Interceptions Thrown	7
Fumbles Lost/Recovered	12/13

AFC NORTH, 2024 INFORMATION & HONOR ROLL

AFC NORTH REGULAR SEASON STANDINGS

Team	W-L	Home	Road	Div.	Con.
Baltimore	13-4	6-3	7-1	3-3	8-4
Cleveland	11-6	8-1	3-5	3-3	8-4
Pittsburgh	10-7	5-4	5-3	5-1	7-5
Cincinnati	9-8	6-3	3-5	1-5	4-8

✗ The 2023 season marked the second time (1935 NFL West) since the league began using divisions in 1933 that each team in a division finished over .500.

2024 OPPONENTS

Home Games

Bengals, Browns, Steelers, Bills, Broncos, Commanders, Eagles, Raiders

Away Games

Bengals, Browns, Steelers, Buccaneers, Chargers, Chiefs, Cowboys, Giants, Texans

✗ Based on 2023 regular season records, Baltimore's 2024 strength of schedule projects as the NFL's second hardest, with its opponents combining for a .536 (155-134) winning percentage.

✗ Additionally, in 2024 Baltimore will compete in an NFL-high 10 games vs. 2023 playoff teams and 12 games against teams that finished .500 or better.

2024 DRAFT ORDER

No.	Team	'23 Record	'23 Strength of Schedule
1.	Chicago Bears (via. Car.)	7-10	.464
2.	Washington Commanders	4-13	.512
3.	New England Patriots	4-13	.522
4.	Arizona Cardinals	4-13	.561
5.	Los Angeles Chargers	5-12	.529
6.	New York Giants	6-11	.512
7.	Tennessee Titans	6-11	.522
8.	Atlanta Falcons	7-10	.429
9.	Chicago Bears	7-10	.464
10.	New York Jets	7-10	.502
11.	Minnesota Vikings	7-10	.509
12.	Denver Broncos	8-9	.488
13.	Las Vegas Raiders	8-9	.488
14.	New Orleans Saints	9-8	.433
15.	Indianapolis Colts	9-8	.491
16.	Seattle Seahawks	9-8	.512
17.	Jacksonville Jaguars	9-8	.533
18.	Cincinnati Bengals	9-8	.574
19.	Los Angeles Rams	10-7	.529
20.	Pittsburgh Steelers	10-7	.540
21.	Miami Dolphins	11-6	.450
22.	Philadelphia Eagles	11-6	.481
23.	Houston Texans (via Cle.)	10-7	.474
24.	Dallas Cowboys	12-5	.446
25.	Green Bay Packers	9-8	.474
26.	Tampa Bay Buccaneers	9-8	.481
27.	Arizona Cardinals (via. Hou.)	4-13	.561
28.	Buffalo Bills	11-6	.471
29.	Detroit Lions	12-5	.481
30.	Baltimore Ravens	13-4	.543
31.	San Francisco 49ers	12-5	.509
32.	Kansas City Chiefs	11-6	.481

2023 HONOR ROLL

RB GUS EDWARDS

- FedEx Ground Player of the Week (W8 at Ari.)

WR ZAY FLOWERS

- Pepsi Zero Sugar Rookie of the Week (W17 vs. Mia.)

S KYLE HAMILTON



- AP First-Team All-Pro
- Pro Bowl (starter)
- PFWA All-NFL
- Ravens Media Good Guy, as voted on by local media
- AFC Defensive Player of the Week (W16 at SF)

QB LAMAR JACKSON



- AP NFL MVP
- PFWA NFL MVP
- AP First-Team All-Pro
- Pro Bowl
- PFWA All-NFL
- Maxwell Football Club's Bert Bell Pro Player of the Year
- NFL 101 Awards' AFC Offensive Player of the Year
- Sporting News Offensive Player of the Year
- Sporting News All-Pro
- Ravens team MVP, as voted on by local media
- AFC Offensive Player of the Month (Dec. - Jan.)
- AFC Offensive Player of the Week (W17 vs. Mia., W7 vs. Det.)

C TYLER LINDERBAUM



- Pro Bowl

DT JUSTIN MADUBUIKE



- AP Second-Team All-Pro
- Pro Bowl

RB KEATON MITCHELL

- FedEx Ground Player of the Week (W9 vs. Sea.)

ILB PATRICK QUEEN



- AP Second-Team All-Pro
- Pro Bowl

FB PATRICK RICARD

- AP Second-Team All-Pro

ILB ROQUAN SMITH



- AP First-Team All-Pro
- Pro Bowl (starter)
- PFWA All-AFC
- Ravens Walter Payton Man of the Year Nominee

K JUSTIN TUCKER



- Pro Bowl (starter)
- PFWA All-AFC
- Ravens Bart Starr Award Nominee

WR TYLAN WALLACE

- AFC Special Teams Player of the Week (W14 vs. LAR)

G KEVIN ZEITLER



- Pro Bowl (replacement)
- Ravens Art Rooney Sportsmanship Award Nominee (NFL Finalist)

RAVENS POSTSEASON HISTORY

RAVENS POSTSEASON RESULTS

All-Time	Record	Since 2008	Record
Overall	17-13	Overall	12-10
Home	4-5	Home	3-3
Away	11-8	Away	8-7
Wild Card	8-3	Wild Card	6-2
Divisional	5-7	Divisional	4-5
Championship	2-3	Championship	1-3
Super Bowl	2-0	Super Bowl	1-0

Date	Game/Opponent	Winner/Result
12/31/00	Wild Card vs. Denver	Ravens, 21-3
01/07/01	Divisional at Tennessee	Ravens, 24-10
01/14/01	AFC Championship at Oakland	Ravens, 16-3
01/28/01	Super Bowl XXXV vs. NY Giants	Ravens, 34-7
01/13/02	Wild Card at Miami	Ravens, 20-3
01/20/02	Divisional at Pittsburgh	Steelers, 27-10
01/03/04	Wild Card vs. Tennessee	Titans, 20-17
01/13/07	Divisional vs. Indianapolis	Colts, 15-6
01/04/09	Wild Card at Miami	Ravens, 27-9
01/10/09	Divisional at Tennessee	Ravens, 13-10
01/18/09	AFC Championship at Pittsburgh	Steelers, 23-14
01/10/10	Wild Card at New England	Ravens, 33-14
01/16/10	Divisional at Indianapolis	Colts, 20-3
01/09/11	Wild Card at Kansas City	Ravens, 30-7
01/15/11	Divisional at Pittsburgh	Steelers, 31-24
01/15/12	Divisional vs. Houston	Ravens, 20-13
01/22/12	AFC Championship at New England	Patriots, 23-20
01/06/13	Wild Card vs. Indianapolis	Ravens, 24-9
01/12/13	Divisional at Denver	Ravens, 38-35 (2OT)
01/20/13	AFC Championship at New England	Ravens, 28-13
02/03/13	Super Bowl XLVII at San Francisco	Ravens, 34-31
01/03/15	Wild Card at Pittsburgh	Ravens, 30-17
01/10/15	Divisional at New England	Patriots, 35-31
01/06/19	Wild Card vs. LA Chargers	Chargers, 23-17
01/11/20	Divisional vs. Tennessee	Titans, 28-12
01/10/21	Wild Card at Tennessee	Ravens, 20-13
01/16/21	Divisional at Buffalo	Bills, 17-3
01/15/23	Wild Card at Cincinnati	Bengals, 24-17
01/20/24	Divisional vs. Houston	Ravens, 34-10
01/28/24	AFC Championship vs. Kansas City	Chiefs, 17-10

RAVENS PLAYOFF TRENDS

Category	All Time	Category	All Time
vs. AFC	15-13	vs. NFC (SB XXXV and XLVII)	2-0
Home	4-5	Away	11-8
Leading or Tied at Halftime	16-5	Trailing at Halftime	1-8
Leading or Tied After 3 Quarters	17-4	Trailing After 3 Quarters	0-9
Decided by 7 Points or Less	5-7	Decided By 3 Points or Less	3-2
Scoring First	8-1	Not Scoring First	9-12
Positive or Even Turnover Ratio	17-2	Negative Turnover Ratio	0-11
Winning or Even Penalty Ratio	10-4	Losing Penalty Ratio	7-9
With a 100-Yard Rusher	8-2	Without a 100-Yard Rusher	9-11
With a 100-Yard Receiver	5-3	Without a 100-Yard Receiver	12-10
With a 300-Yard Passer	1-2	Without a 300-Yard Passer	16-11
Allowing a 100-Yard Rusher	2-1	Not Allowing a 100-Yard Rusher	15-12
Allowing a 100-Yard Receiver	6-3	Not Allowing a 100-Yard Receiver	11-10
Allowing a 300-Yard Passer	3-1	Not Allowing a 300-Yard Passer	14-12

RAVENS PLAYOFF EXPERIENCE

Player	GP/GS	Furthest Game Played In
Kyle Van Noy	15/9	SB (2016*-17-18* NE)
Justin Tucker	13/0	SB (2012* Bal.)
Marcus Williams	10/10	AFC/NFC Champ. (2023 Bal., 2018 NO)
Josh Wells	9/1	SB (2020* TB)
Nelson Agholor	8/6	SB (2017* Phi.)
Tyler Ott	8/0	AFC Champ. (2023 Bal.)
Andrew Adams	7/0	SB (2020* TB)
Odell Beckham Jr.	7/6	SB (2021* LAR)
Jadeveon Clowney	7/7	AFC Champ. (2023 Bal.)
Gus Edwards	7/2	AFC Champ. (2023 Bal.)
Kevin Zeitler	7/7	AFC Champ. (2023 Bal.)
Mark Andrew	6/2	AFC Champ. (2023 Bal.)
Marlon Humphrey	6/5	AFC Champ. (2023 Bal.)
Ronald Darby	6/6	SB (2017* Phi.)
Justice Hill	6/2	AFC Champ. (2023 Bal.)
Lamar Jackson	6/6	AFC Champ. (2023 Bal.)
Patrick Mekari	6/3	AFC Champ. (2023 Bal.)
Patrick Ricard	6/5	AFC Champ. (2023 Bal.)
Tyus Bowser	5/0	AFC Div. (2019-20 Bal.)
Malik Harrison	5/2	AFC Champ. (2023 Bal.)
Justin Madubuike	5/3	AFC Champ. (2023 Bal.)
Arthur Maulet	5/1	AFC Champ. (2023 Bal.)
Morgan Moses	5/5	AFC Champ. (2023 Bal.)
Patrick Queen	5/4	AFC Champ. (2023 Bal.)
Ronnie Stanley	5/5	AFC Champ. (2023 Bal.)
Brent Urban	5/3	AFC Champ. (2023 Bal.)
Dalvin Cook	4/3	AFC/NFC Div. (2023 Bal., 2019 Min.)
Devin Duvernay	4/0	AFC Champ. (2023 Bal.)
Michael Pierce	4/3	AFC Champ. (2023 Bal.)
Roquan Smith	4/4	AFC Champ. (2023 Bal.)
Laqun Treadwell	4/0	NFC Champ. (2017 Min.)
Ben Cleveland	3/0	AFC Champ. (2023 Bal.)
J.K. Dobbins	3/2	AFC Div. (2020 Bal.)
Daniel Faalele	3/0	AFC Champ. (2023 Bal.)
Kyle Hamilton	3/3	AFC Champ. (2023 Bal.)
Travis Jones	3/0	AFC Champ. (2023 Bal.)
Isaiah Likely	3/1	AFC Champ. (2023 Bal.)
Tyler Linderbaum	3/3	AFC Champ. (2023 Bal.)
Odafe Oweh	3/0	AFC Champ. (2023 Bal.)
John Simpson	3/3	AFC Champ. (2023 Bal.)
Geno Stone	3/0	AFC Champ. (2023 Bal.)
Jordan Stout	3/0	AFC Champ. (2023 Bal.)
Ar'Darius Washington	3/0	AFC Champ. (2023 Bal.)
Broderick Washington	3/0	AFC Champ. (2023 Bal.)
Rashod Bateman	2/2	AFC Champ. (2023 Bal.)
Dan Chisena	2/0	AFC Champ. (2023 Bal.)
Zay Flowers	2/2	AFC Champ. (2023 Bal.)
Melvin Gordon III	2/2	AFC Div. (2018 LAC)
Tyler Huntley	2/1	AFC Div. (2020 Bal.)
Charlie Kolar	2/0	AFC Champ. (2023 Bal.)
Tavarius Robinson	2/0	AFC Champ. (2023 Bal.)
Josh Ross	2/0	AFC Champ. (2023 Bal.)
Trenton Simpson	2/0	AFC Champ. (2023 Bal.)
Brandon Stephens	2/2	AFC Champ. (2023 Bal.)
Daryl Worley	2/1	AFC/NFC WC (2022 Bal., 2017 Car.)
Josh Johnson	1/0	NFC Champ. (2022 SF)
Nick Moore	1/0	AFC WC (2022 Bal.)
Sam Mustipher	1/1	NFC WC (2020 Chi.)
David Ojabo	1/0	AFC WC (2022 Bal.)
Del'Shawn Phillips	1/0	AFC WC (2022 Bal.)
Kevon Seymour	1/0	AFC WC (2022 Bal.)
Rock Ya-Sin	1/0	AFC Div. (2023 Bal.)

*Super Bowl Champion

RAVENS POSTSEASON HISTORY

MULTIPLE SUPER BOWLS

MOST SUPER BOWL CHAMPIONSHIPS / SINCE 2000

Team	Titles	Seasons
New England	6	'01, '03-04, '14, '16, '18
Kansas City	3	2019 & '22-23
Baltimore	2	2000 & '12
NY Giants	2	2007 & '11
Pittsburgh	2	2005 & '08
Tampa Bay	2	2001 & '20



PERENNIAL POSTSEASON PLAY

Baltimore has made the playoffs 15 times since its 1996 inception: 2023, 2022, 2020, 2019, 2018, 2014, 2012, 2011, 2010, 2009, 2008, 2006, 2003, 2001 & 2000.

MOST PLAYOFF BERTHS SINCE 1996, 2000 & 2008

SINCE 1996		SINCE 2000		SINCE 2008	
Team	Berths	Team	Berths	Team	Berths
New England	21	New England	18	New England	12
Green Bay	20	Green Bay	17	Green Bay	12
Indianapolis	17	Philadelphia	16	Baltimore	11
Philadelphia	17	Baltimore	15	Kansas City	11
Pittsburgh	17	Indianapolis	15	Philadelphia	10
Seattle	16	Pittsburgh	15	Pittsburgh	10
Baltimore	15	Seattle	15	Seattle	10

PLAYOFF WINNING PERCENTAGE - SUPER BOWL ERA / SINCE 1966 -

Rank	Team	Record	Pct.
1.	New England Patriots*****	36-21	.632
2.	San Francisco 49ers*****	38-23	.623
3.	New York Giants****	21-13	.618
4.	Pittsburgh Steelers*****	36-27	.571
5.	Baltimore Ravens**	17-13	.567
6.	Green Bay Packers****	30-23	.566
7.	Las Vegas Raiders***	25-20	.556
	Washington Commanders***	20-16	.556
9.	Denver Broncos***	23-19	.548
10.	Dallas Cowboys****	36-31	.537

*Number of Super Bowl Titles

POSTSEASON SUCCESS SINCE 2000

Baltimore has earned 17 postseason victories since 2000, marking the NFL's second-most such wins since the turn of the century. Additionally, the Ravens' .567 (17-13) playoff win percentage since 2000 ranks fifth.

NFL POSTSEASON / SINCE 2000

WINS			WIN PERCENTAGE		
Rk.	Team	Wins	Rk.	Team	Win %
1.	Patriots	30	1.	Patriots	.714
2.	Ravens	17	2.	Chiefs	.615
3.	Chiefs/Eagles	16	3.	Giants	.611
5.	Packers/Steelers	15	4.	49ers	.609
7.	Seahawks/49ers	15	5.	Ravens	.567

PLAYOFF DEFENSE TOPS THE CHARTS

DEFENSIVE POSTSEASON RANKS / SINCE 2000

POINTS ALLOWED PER GAME

- Baltimore**..... 17.0
- Philadelphia.....19.2
- Tampa Bay..... 20.3
- NY Giants..... 20.7
- LV/NE.....21.2

YARDS ALLOWED PER GAME

- Baltimore**.....**287.1**
- Carolina..... 303.7
- NY Giants..... 307.5
- Las Vegas..... 313.8
- Tampa Bay.....317.3

YARDS ALLOWED PER PLAY

- Baltimore**..... **4.5**
- Las Vegas..... 4.6
- Carolina..... 4.8
- NY Giants..... 4.9
- Tampa Bay..... 5.0

RUSHING YPG ALLOWED

- Cle./Pit..... 85.0
- Baltimore**..... **89.0**
- Tampa Bay..... 90.4
- Carolina..... 93.0
- Tennessee..... 95.6

YARDS PER RUSH ALLOWED

- Baltimore**..... **3.4**
- Las Vegas..... 3.5
- Car./Chi./Pit..... 3.6
- Minnesota..... 3.7
- Jax./SF..... 3.8

PASSING YPG ALLOWED

- Miami.....191.9
- Baltimore**..... **198.0**
- NY Giants..... 201.3
- Las Vegas..... 205.2
- Carolina..... 210.7

OPP. PASS YARDS PER ATT.

- Baltimore**..... **6.0**
- LV/NYG..... 6.0
- Tampa Bay..... 6.4
- Houston..... 6.6
- Car./LAC..... 6.7

SACKS

- New England..... 101
- Green Bay..... 83
- Pittsburgh..... 71
- Baltimore**..... **70**
- San Francisco.....65

PASSER RATING ALLOWED

- Baltimore**..... **67.1**
- Carolina.....72.1
- Las Vegas..... 75.5
- Tampa Bay..... 79.4
- NY Giants..... 80.5

OPP. FIRST DOWNS PER GAME

- Baltimore**..... **17.9**
- Pittsburgh..... 18.3
- Tampa Bay..... 18.6
- Carolina.....18.7
- Philadelphia..... 18.8

DEFENSIVE 3RD-DOWN PCT.

- Las Vegas..... 33.1
- LA Rams..... 33.9
- Carolina..... 34.4
- Baltimore**..... **35.9**
- Washington..... 36.4

TAKEAWAYS

- New England.....68
- Baltimore**..... **66**
- Pittsburgh.....44
- Green Bay..... 43
- Ind./Phi.....42

DEFENSIVE TDs

- Baltimore**..... **6**
- Green Bay.....6
- LA Rams.....5
- New England.....5
- Phi./Pit./Sea./TB.....4

PASSES DEFENSED

- New England..... 216
- Baltimore**..... **156**
- Philadelphia..... 152
- Green Bay..... 149
- Seattle..... 128

RAVENS PLAYOFF RANKS SINCE 2000: MARGINS

TURNOVER MARGIN

-1
+16

POINTS MARGIN

-2
+120

YARDS MARGIN

-5
+578

RAVENS WINNING WAYS

TOP FRANCHISES / SINCE 2000

TOTAL WINS

1. New England Patriots..... 296
2. Pittsburgh Steelers 260
3. Green Bay Packers 255
- 4. Baltimore Ravens 249**
5. Philadelphia Eagles 244
6. Indianapolis Colts..... 243

SUPER BOWL BERTHS

1. New England Patriots..... 9
2. Kansas City 4
3. LAR, NYG, Phi..... 3
- Pit., Sea., SF 3
- 9. Baltimore Ravens 2**
- Car., Den., Ind., TB 2

SUPER BOWL TITLES

1. New England Patriots..... 6
2. Kansas City Chiefs 3
- 3. Baltimore Ravens 2**
- NYG, Pit., TB 2
7. Den., GB, Ind., LAR 1
- NO, Phi., Sea..... 1

CONF. TITLE GAMES

1. New England Patriots..... 13
2. Philadelphia 7
- San Francisco 7
4. Green Bay Packers 6
- KC, Pit. 6
- 7. Baltimore Ravens 5**

WINNING SEASONS

1. New England Patriots..... 20
2. Pittsburgh Steelers 19
3. Green Bay Packers 18
- 4. Baltimore Ravens 17**
- Ind., Phi., Sea. 17

PLAYOFF BERTHS

1. New England Patriots..... 18
2. Green Bay Packers 17
3. Philadelphia Eagles 16
- 4. Baltimore Ravens 15**
- Ind., Pit., Sea..... 15

PLAYOFF GAMES

1. New England Patriots..... 42
2. Green Bay Packers 31
- Philadelphia Eagles 31
- 4. Baltimore Ravens 30**
5. Pit., Sea..... 28

PLAYOFF WINS

1. New England Patriots..... 30
- 2. Baltimore Ravens 17**
3. Kansas City Chiefs 16
- Philadelphia Eagles 16
5. GB/Pit. 15

TWO-TIME SUPER BOWL CHAMPIONS



In a magnificent effort showcasing thrilling performances by their defense, offense and special teams units, the Baltimore Ravens won Super Bowl XXXV with a 34-7 victory over the New York Giants. Allowing the Giants a meager 152 total net yards, New York's attack crossed midfield just twice, while Baltimore's "D" posted 4 INTs. LB Ray Lewis was named the game's MVP, capping an accolade-filled season in which he was also tabbed the NFL's Defensive Player of the Year.

Baltimore defeated San Francisco, 34-31, in Super Bowl XLVII, capturing the franchise's second World Championship. After an amazing first-half performance, the Ravens took a commanding 28-6 lead. But following a bizarre, 34-minute power outage that halted play, the 49ers stormed back into contention. Clinging to a 34-29 edge late in the game, the Ravens stood firm on a pivotal goal-line stand, jamming SF on four-straight plays inside the 7-yard line. QB Joe Flacco was named the game's MVP.

JOHN HARBAUGH ERA [SINCE 2008]

PLAYOFF BERTHS

1. Green Bay Packers 12
- New England Patriots..... 12
- 3. Baltimore Ravens 11**
- Kansas City Chiefs 11
5. Philadelphia Eagles 10
- Pittsburgh Steelers 10
- Seattle Seahawks 10
8. Cincinnati Bengals 8
- Ind., NO..... 8

TOTAL WINS

1. New England Patriots..... 191
2. Green Bay Packers 174
- 3. Baltimore Ravens 172**
4. Pittsburgh Steelers 171
5. Kansas City Chiefs 169
6. New Orleans Saints 166
7. Seattle Seahawks 156
8. Philadelphia Eagles 153
9. Dallas Cowboys..... 152

PLAYOFF WINS

1. Kansas City Chiefs 16
- New England Patriots..... 16
3. San Francisco 49ers 13
- 4. Baltimore Ravens 12**
- Green Bay Packers..... 12

PLAYOFF GAMES

1. New England Patriots..... 25
2. Kansas City Chiefs 24
3. Green Bay Packers 23
- 4. Baltimore Ravens 22**
5. San Francisco 20

CONFERENCE TITLE GAMES

1. New England Patriots..... 8
2. San Francisco 49ers 7
3. Kansas City Chiefs 6
4. Green Bay Packers 5
- 5. Baltimore Ravens 4**
6. Phi., Pit. 3

PLAYOFF ROAD WINS

- 1. Baltimore Ravens 8**
2. Green Bay Packers 6
3. San Francisco 49ers 5
4. New York Jets 4
5. Cin., KC, LAR, NYG 3
- Phi., Sea., TB, Ten..... 3

REG. SEASON WINS

1. New England Patriots..... 175
2. Pittsburgh Steelers 163
3. Green Bay Packers 162
- 4. Baltimore Ravens 160**
5. New Orleans Saints 158
6. Kansas City Chiefs 153
7. Dallas Cowboys..... 148

REG. SEASON HOME WINS

1. Green Bay Packers 96
- New England Patriots..... 96
- 3. Baltimore Ravens 93**
4. Pittsburgh Steelers 90
5. New Orleans Saints 85
6. Minnesota Vikings 83
- Seattle Seahawks 83

PLAYOFF WINNING PERCENTAGE - SUPER BOWL ERA / SINCE 1966 -

Rank	Team	Record	Pct.
1.	New England Patriots*****	36-21	.632
2.	San Francisco 49ers*****	38-23	.623
3.	New York Giants****	21-13	.618
4.	Pittsburgh Steelers*****	36-27	.571
5.	Baltimore Ravens**	17-13	.567
6.	Green Bay Packers****	30-23	.566
7.	Las Vegas Raiders***	25-20	.556
	Washington Commanders***	20-16	.556
9.	Denver Broncos***	23-19	.548
10.	Dallas Cowboys*****	36-31	.537

*Number of Super Bowl Titles

SUPER BOWL SUCCESS

The Ravens are one of six franchises (KC, NE, NYG, Pit. & TB) to win multiple Super Bowls since 2000.

HEAD COACH JOHN HARBAUGH



RECORDS (2008-23)

- Overall Career Record 172-109
- Regular Season Record 160-99
- at Home 93-37
- on Road 67-62
- vs. AFC 115-77
- vs. AFC North 56-40
- vs. NFC 45-22
- Playoff Record 12-10
- Home Playoff Games 3-3
- Road Playoff Games 8-7
- Super Bowl Record 1-0
- Preseason Record 44-14



ALL-TIME RAVENS COACHING RECORDS

John Harbaugh is the third head coach in Baltimore Ravens history. He is the franchise's all-time winningest coach (172 total victories), 12 of which have come in the playoffs.

Coach	Seasons	Reg. Season	Playoffs	Total
John Harbaugh	2008-23	160-99	12-10	172-109
Brian Billick	1997-2007	80-64	5-3	85-67
Ted Marchibroda	1996-98	16-31-1	n/a	16-31-1

HARBAUGH FAST FACTS

John Harbaugh has led the Ravens to a playoff berth in 11 (2008-12, 2014, 2018-20 & 2022-23) of his 16 seasons at the helm, and in 2012, captured the franchise's second Super Bowl title. In 2019, Coach Harbaugh became the first Ravens coach ever to win the Associated Press NFL Coach of the Year Award.

✗ Harbaugh owns the most road playoff wins (eight) by a HC in NFL history. Tom Landry (Dal.) and Tom Coughlin (Jax./NYG) are second with seven each.

✗ Under Harbaugh, Baltimore (11) is one of four teams (NE - 12, GB - 12 & KC - 11) to earn a playoff berth in at least 11 of the past 16 seasons. Baltimore (5) is also one of four teams (KC - 6, Buf. - 5 & Phi. - 5) to make the playoffs in at least five of the past six seasons (2018-23).

✗ In 2019, the Ravens posted a franchise-best 14-2 record. Baltimore won a team-record 12 straight games to close out the regular season, earning its first-ever No. 1 playoff seed.

✗ Coach Harbaugh has led the Ravens to five AFC North Division titles (2011-12, 2018-19 & 2023).

✗ The Ravens' 12 playoff wins since 2008 tie (GB) for the fourth most (KC - 16; NE - 16; SF - 13).

✗ Under "Harbs," the Ravens have secured an appearance in four AFC Championship games (2008, 2011, 2012 & 2023).

✗ "Harbs" is the only head coach in NFL history to win a playoff game in each of his first five seasons. Notably, no other NFL coach has won a playoff game in each of their first four seasons at the helm.

✗ John and his brother, Jim (while with the 49ers), are the only head coaches to advance to three conference title games in the first five years as NFL bosses.

✗ Harbaugh is the only coach in NFL history to win a playoff game in six of the first seven seasons of a coaching career.

✗ In 2012, Harbaugh became the third coach (with Bill Cowher & Chuck Knox) since the 1970 merger to guide his team to the playoffs in each of his first five NFL seasons as a head coach.

✗ With the Ravens' 2014 playoff berth, Harbaugh became one of eight coaches in NFL history to make the postseason in six of their first seven seasons coaching.

RAVENS UNDER HARBAUGH: SINCE 2008

<p>4</p> <p>AFC TITLE GAMES 3RD MOST</p>	<p>8</p> <p>ROAD PLAYOFF WINS NFL'S MOST (MOST EVER BY AN NFL HC)</p>	<p>11</p> <p>PLAYOFF BERTHS 3RD MOST, TIED, KC</p>
<p>12</p> <p>PLAYOFF WINS 4TH MOST TIED, GB</p>	<p>93</p> <p>WINS AT HOME 3RD MOST</p>	<p>172</p> <p>TOTAL VICTORIES 3RD MOST</p>

HEAD COACH JOHN HARBAUGH

2023 HEAD COACH WINNING PERCENTAGES

John Harbaugh owns the sixth-best career winning percentage (.612) among 2023 NFL head coaches (minimum 100 games), compiling a strong 172-109 record (reg + post).

2023 HEAD COACHES / CAREER WINNING PERCENTAGE (TOTALS INCLUDE REGULAR SEASON & PLAYOFF GAMES / MIN. 100 GAMES)

Rank	Coach	Teams	Seasons	Record	Pct.
1.	Bill Belichick	Cle./NE	1991-95/2000-23	333-178	.652
2.	Andy Reid	Phi./KC	1999-2012/2013-23	284-160-1	.639
3.	Sean McDermott	Buf.	2017-23	78-47	.624
4.	Mike Tomlin	Pit.	2007-23	181-110-2	.621
5.	Sean Payton	NO/Den.	2006-11, 2013-21/2023	169-106	.615
6.	John Harbaugh	Bal.	2008-23	172-109	.612
7.	Mike McCarthy	GB/Dal.	2006-18/2020-23	178-113-2	.611
	Sean McVay	LAR	2017-23	77-49	.611

COACHES WITH AT LEAST 11 PLAYOFF BERTHS — IN FIRST 16 NFL SEASONS —

Coach	Berths
Mike Holmgren	12
Bud Grant	12
John Harbaugh	11
Marty Schottenheimer	11
Chuck Noll	11
Mike McCarthy	11
Chuck Knox	11
Tony Dungy	11
Pete Carroll	11

COACH HARBAUGH'S CAREER STOPS

Team	Position	Years
Baltimore Ravens	Head Coach	2008-23
Philadelphia Eagles	Secondary	2007
Philadelphia Eagles	Special Teams Coordinator	1998-2006
Indiana University	DBs / Special Teams Coord.	1997
University of Cincinnati	Assistant Head Coach	1995-96
University of Cincinnati	TEs / OLBs / RBs / Special Teams	1989-94
Morehead State	DBs / ST Coord. / S&C Coach	1988
University of Pittsburgh	Tight Ends	1987
Western Michigan	Graduate Assistant	1984-86

HARBS' RAVENS TENURE

Year	Record	Playoffs (Result)
2023	13-4	1-1 (Advanced to AFC Championship)
2022	10-7	0-1 (Advanced to Wild Card Round)
2021	8-9	No Playoff Berth
2020	11-5	1-1 (Advanced to Divisional Round)
2019	14-2	0-1 (No. 1 Seed / Advanced to Divisional Round)
2018	10-6	0-1 (Advanced to Wild Card Round)
2017	9-7	No Playoff Berth
2016	8-8	No Playoff Berth
2015	5-11	No Playoff Berth
2014	10-6	1-1 (Advanced to Divisional Round)
2013	8-8	No Playoff Berth
2012	10-6	4-0 (Won Super Bowl XLVII)
2011	12-4	1-1 (Advanced to AFC Championship)
2010	12-4	1-1 (Advanced to Divisional Round)
2009	9-7	1-1 (Advanced to Divisional Round)
2008	11-5	2-1 (Advanced to AFC Championship)

VS. TEAMS W/ WINNING RECORDS / NFL HISTORY

MOST WINS		HIGHEST POINTS MARGIN	
1.	2023 Ravens 10	1.	2023 Ravens +178
2.	2023 Steelers 8	2.	1969 Vikings +148
	2023 49ers 8	3.	1983 Commanders .. +137
	2021 Titans 8	4.	2007 Patriots +135

ACTIVE LONGEST-TENURED HEAD COACHES

Rk.	Coach (Team)	Seasons
1.	Mike Tomlin (Steelers)	17
2.	John Harbaugh (Ravens)	16
3.	Andy Reid (Chiefs)	11
4.	Sean McDermott (Bills)	7
	Sean McVay (Rams)	7
	Kyle Shanahan (49ers)	7

HARBS' REGULAR SEASON TRENDS

• September	35-18
• October	33-29
• November	45-19
• December	43-26
• January	4-7
• Leading at halftime	129-29
• Leading after 3 quarters	140-25
• When scoring first	116-39
• Positive or even turnover ratio	127-41
• Scoring 20 or more points	135-46
• Scoring 30 or more points	65-8
• Totaling 350 or more net yards	92-40
• Rushing for 150 or more yards	69-20
• Holding opponent under 250 net yards	52-7
• Holding opponent under 21 points	128-23

POINTS, YARDS & TOs MARGINS

Since 2008, only the Ravens and Patriots rank Top 5 in three key margin categories: points, yards and turnovers.

NFL MARGINS / SINCE 2008 / JOHN HARBAUGH ERA

POINTS		YARDS		TURNOVERS	
Team	Margin	Team	Margin	Team	Margin
Patriots	+1,934	Saints	+9,959	Patriots	+160
Ravens	+1,389	Steelers	+8,611	Packers	+127
Saints	+1,189	Ravens	+8,386	Seahawks	+83
Packers	+1,091	Patriots	+7,273	Ravens	+62
Steelers	+827	Cowboys	+7,240	Chiefs	+62

RAVENS DEFENSIVE NOTES



ZACH ORR

ENTERING 1ST SEASON AS RAVENS DEFENSIVE COORDINATOR

"I bleed purple and black. It's not just me just coaching in the National Football League just for any other organization. No, I'm coaching for the organization that had my back."

- Defensive coordinator Zach Orr

Orr was named Baltimore's defensive coordinator on Feb. 1, 2024. Originally signing with the Ravens as a 2014 undrafted rookie free agent from North Texas, Orr played in 46 career games over three seasons (2014-16). He totaled 163 tackles, 1 sack, 8 TFL, 6 PD, 3 INTs, 1 FF and 2 FRs, earning AP second-team All-Pro honors in 2016.

HISTORIC TRIPLE THREAT

Baltimore's defense became the first unit in NFL history to lead the league in points allowed (16.5 ppg), sacks (60, tying 2006 for a franchise record) and takeaways (31, tied with NYG).

2023 DEFENSIVE RANKS

SCORING		SACKS		TAKEAWAYS	
Baltimore	16.5	Baltimore	60	Baltimore	31
Kansas City	17.3	Kansas City	57	NY Giants	31
San Francisco	17.5	Miami	56	Buffalo	30

MORE TOP 3 DEFENSIVE MARKS

POINTS ALLOWED PER GAME		TDs ALLOWED	
1. Baltimore	16.5	1. Baltimore	26
2. Kansas City	17.3	2. San Francisco	31
3. San Francisco	17.5	3. KC/Pit.	32

YARDS ALLOWED PER PLAY		OPPONENT PASSER RATING	
1. Baltimore	4.6	1. Baltimore	74.6
Cleveland	4.6	2. Cleveland	74.7
NY Jets	4.6	3. NY Jets	76.0

OPP. NET YARDS PER PASS		25+ YARD PLAYS ALLOWED	
1. Baltimore	5.1	1. Buffalo	26
2. Cleveland	5.2	2. Dallas	27
3. Kansas City	5.4	3. Baltimore	28

OPP PCT. OF ZERO/NEG. PLAYS		4TH-DOWN CONVERSION PCT.	
1. Cleveland	41.3	1. Cleveland	40.0
2. Baltimore	37.0	2. Baltimore	40.6
3. Dallas	35.9	3. New Orleans	42.3

RED ZONE DEFENSE		GOAL-TO-GO DEFENSE	
1. Tennessee	37.7	1. Tennessee	42.9
2. Baltimore	40.8	2. Baltimore	57.7
3. Tampa Bay	42.6	3. Tampa Bay	58.6

DEFENSIVE RANKINGS UNDER HARBAUGH

Zach Orr now leads a defense that has been superb during the John Harbaugh Era (since 2008), ranking either No. 1 or No. 2 in several major defensive categories.

RAVENS DEFENSIVE RANKS / HARBAUGH ERA / SINCE 2008

1	2	1
POINTS ALLOWED PER GAME	TOTAL YARDS ALLOWED PER GAME	RUSHING YARDS ALLOWED PER GAME
19.0	318.2	97.1
1	2	1
RED ZONE DEFENSE	OPPONENT PASSER RATING	THIRD-DOWN DEFENSE
47.8	81.4	35.8

ORR'S CAREER STOPS

Team	Position	Years
Baltimore Ravens	Defensive Coordinator	2024
Baltimore Ravens	Inside Linebackers	2022-23
Jacksonville Jaguars	Outside Linebackers	2021
Baltimore Ravens	Coaching Analyst	2019-20
Baltimore Ravens	Coaching & Personnel Assistant	2017-18

THREE RAVENS WITH 9+ SACKS

Baltimore (DE/OLB Jadeveon Clowney, DT Justin Madubuike and OLB Kyle Van Noy) and Miami were home to three 9+ sack defenders in 2023, a trio of Ravens only outmatched by Baltimore's 2006 quartet (Trevor Pryce, Bart Scott, Terrell Suggs and Adalius Thomas) of 9+ sack defenders.

DEFENSIVE FAST FACTS

- Under John Harbaugh, the Ravens have posted a Top 5 scoring defense in 10 of his 16 seasons at the helm, including the No. 1 unit (16.5 ppg allowed) in 2023.
- Additionally, Baltimore has boasted 12 Top 10 defenses (yards allowed per game) with Harbaugh as head coach, including the No. 6 unit (301.4) in 2023.
- The Ravens have also had 10 Top 10 red zone defenses during Harbaugh's tenure as head coach, including the No. 2 unit (40.8%) in 2023.
- During Harbaugh's 16 full seasons as head coach, Baltimore's defense has ranked in the Top 10 in third-down defense on 11 occasions, including the No. 7 mark (36.4%) in 2023.

MOST NFL SHUTOUTS / SINCE RAVENS 1996 INCEPTION

Rk.	Team	Shutouts
1.	New England Patriots	15
2.	Baltimore Ravens	14
3.	San Francisco 49ers	13

RAVENS OFFENSIVE NOTES



TODD MONKEN

1ST SEASON AS
RAVENS OFFENSIVE COORDINATOR

"Todd's leadership and coaching acumen were evident from the beginning. He has a proven track record for designing and teaching offensive systems that allow players to succeed at the highest level. We're excited to get to work and begin building an offense that will help us compete for championships."

- Head coach John Harbaugh on offensive coordinator Todd Monken

2023 TOP 5 OFFENSIVE RANKS

POINTS SCORED PER GAME

1. Dallas	29.9
2. Miami	29.2
3. San Francisco	28.9
4. Baltimore	28.4
5. Detroit	27.1

RED ZONE TDs

1. San Francisco	45
2. Baltimore	42
3. Buffalo	41
4. Detroit	41
5. Dallas	40

PASS YARDS PER ATTEMPT

1. San Francisco	9.3
2. Miami	8.3
3. Baltimore	7.9
4. Houston	7.7
5. Dal./Det.	7.6

YARDS PER RUSH

1. Miami	5.1
2. Arizona	5.0
3. Baltimore	4.9
4. San Francisco	4.8
5. Detroit	4.6

YARDS PER PLAY

1. San Francisco	6.6
2. Miami	6.5
3. Baltimore	5.9
4. Detroit	5.9
5. Buffalo	5.7

PASSER RATING

1. San Francisco	110.2
2. Dallas	104.6
3. Baltimore	102.5
4. Miami	101.2
5. Detroit	98.1

RUSHING YARDS PER GAME

1. Baltimore	156.5
2. Chicago	141.1
3. San Francisco	140.5
4. Arizona	139.1
5. Detroit	135.9

RUSHING TDs

1. Detroit	27
2. Miami	27
3. San Francisco	27
4. Baltimore	26
5. Buf./SF	22

MOVING THE BALL & SCORING POINTS

The Ravens' offense ranked fourth in scoring (28.4 ppg) and sixth in yards per game (370.4) in 2023, with both marks ranking Top 5 in single-season history.

RAVENS SINGLE-SEASON HISTORY

POINTS PER GAME

1. 2019	33.2
2. 2020	29.3
3. 2023	28.4
4. 2014	25.6
5. 2012	24.9

YARDS PER GAME

1. 2019	407.6
2. 2021	378.8
3. 2018	374.9
4. 2023	370.4
5. 2014	364.9

100+ RUSH YARDS / ALL-TIME STREAKS

Rk.	Team	Consecutive Games	Year Range
1.	Baltimore Ravens	43	2018-21
	Pittsburgh Steelers	43	1974-77
3.	Buffalo Bills	37	1973-76
4.	Baltimore Ravens	33	2022-Present
5.	Carolina Panthers	30	2014-16

SINGLE-GAME OUTPUTS IN 2023

• Baltimore tied (2019 and 2020) for its most 30-point games in a single season, reaching that mark eight times. The team's six games with at least 400 yards gained tied (2012, 2014, 2018 and 2020) for the second-most such single-season occurrences in franchise history, trailing only the 2019 campaign (eight).

MOST RUSHING YARDS IN A 16-GAME NFL SEASON

Rk.	Team (Year)	Yards	Avg.	Att.
1.	Baltimore (2019)	3,296	5.53	596
2.	New England (1978)	3,165	4.72	671
3.	Baltimore (2020)	3,071	5.53	555
4.	Kansas City (1978)	2,986	4.50	663
5.	Chicago (1984)	2,974	4.41	674

DID YOU KNOW?

- During the John Harbaugh Era (since 2008) Baltimore has rushed for at least 100 rushing yards in 183 games, ranking No. 2 in the NFL (Car. - 185). The Ravens' 128 outings with at least 125 rushing yards, 89 with at least 150 rushing yards and 39 with at least 200 rushing yards each mark the NFL's most.
- During the John Harbaugh Era (since 2008) when rushing for at least 125 yards, the Ravens have produced a 99-29 record. Baltimore is 69-20 when rushing for at least 150 yards and 34-5 when tallying at least 200 yards under Coach Harbaugh.
- Ten of the Ravens' Top 15 all-time rushing outputs have occurred since QB Lamar Jackson became the full-time starter in 2018.

MONKEN'S COACHING BACKGROUND

Team	Position	Years
Baltimore Ravens	Offensive Coordinator	2023
Georgia	Offensive Coordinator/QBs	2020-22
Cleveland Browns	Offensive Coordinator	2019
Tampa Bay Buccaneers	Offensive Coordinator	2018
Tampa Bay Buccaneers	Offensive Coordinator/WRs	2016-17
Southern Miss	Head Coach	2013-15
Oklahoma State	Offensive Coordinator/QBs	2011-12
Jacksonville Jaguars	Wide Receivers	2007-2010
LSU	Pass Game Coordinator/WRs	2005-06
Oklahoma State	Pass Game Coordinator/WRs	2002-04
Louisiana Tech	Wide Receivers	2001
Louisiana Tech	Running Backs, Wide Receivers	2000
Eastern Michigan	Offensive Coordinator/QBs	1998-99
Eastern Michigan	Defensive Backs/Wide Receivers	1993-97
Notre Dame	Graduate Assistant	1991-92
Grand Valley State	Graduate Assistant	1989-90

RAVENS SPECIAL TEAMS NOTES



CHRIS HORTON
5TH SEASON LEADING BALTIMORE'S SPECIAL TEAMS

"He's an excellent coach. He's detailed, and he's passionate. I think players relate to him very well."

- EVP & GM Eric DeCosta on special teams coordinator Chris Horton

RAVENS RANKS IN FOOTBALL OUTSIDERS' SPECIAL TEAMS DVOA RANKS

3 2022 **1** 2021 **2** 2020 **9** 2019

BALTIMORE'S 2023 PUNT RETURN UNIT

PUNT RETURN RANKS / 2023

YARDS PER PUNT RETURN		PUNT RETURNS OF 20+ YDS	
1. Denver	16.3	1. Philadelphia	7
2. LA Chargers	16.0	Kansas City	7
3. Baltimore	14.4	3. Baltimore	6
Philadelphia	14.4	LA Chargers	6
5. New Orleans	12.3	5. Denver	5

RAVENS ST RANKS UNDER HORTON (2019-23)

PUNT RETURN AVG.	FG PCT.	PUNTS IN 20 PCT.	OPP KOR AVG.
1 11.3	1 90.3	4 42.6	5 20.9

BALTIMORE BLOCK PARTY

BLOCKED KICKS / SINCE 2014

Rk.	Team	Blocks
1.	New England	22
	Philadelphia	22
3.	Denver	21
4.	Cleveland	19
	Miami	19
6.	Baltimore	18

RAVENS' 18 BLOCKS (SINCE 2014): BREAKDOWN

Total Blocks	18	1st Qtr.	4	When Losing	9
FG Blocks	12	2nd Qtr.	2	When Winning	7
PAT Blocks	3	3rd Qtr.	3	When Tied	2
Punt Blocks	3	4th Qtr.	9	Record	14-4

In 2022, special teams coordinator Chris Horton participated in the NFL's inaugural Coach and Front Office Accelerator program.

A RICH HISTORY OF SPECIAL TEAMS

Following the retirement of longtime ST coordinator Jerry Rosburg in 2019, Chris Horton took over as the special teams coach. Horton, who served as Rosburg's assistant for three seasons (2016-18), leads the standout special teams battery.

SEVEN PRO BOWL SPECIALISTS

• Seven Ravens specialists have earned 17 combined Pro Bowl honors during the John Harbaugh Era (since 2008): ST Brendon Ayanbadejo (2008), K Billy Cundiff (2010), RS Devin Duvernay (2021-22), RS Jacoby Jones (2012), K Justin Tucker (2013, 2016 & 2019-23), LS Morgan Cox (2015-16 & 2019-20) and P Sam Koch (2015).

PRIME KICKER & PUNTER

• Seven-time Pro Bowl K Justin Tucker, who the Ravens signed as a rookie free agent, owns the league's most FGM (395) since entering the NFL in 2012. With a 90.2% career success mark, "Tuck" is the most accurate kicker in league history (395-of-438 on FGAs) and the Ravens' all-time leading scorer (1,649). Earning his first Pro Bowl nod in 2015, now-retired P Sam Koch's 46.7 gross avg. ranked No. 9 in the NFL that season, while his 42.9 net avg. was No. 2. In 2017, Koch led the NFL in both punts inside the 10 (16) and the 20 (a franchise-record 40).

RAVENS' RETURN MEN SOAR

• Dating back to 2011, seven different Ravens have returned punts for touchdowns: WR Michael Campanaro, WR Kaelin Clay, WR Tandon Doss, CB Cyrus Jones, WR Jacoby Jones, WR Tylan Wallace and DB Lardarius Webb.

WALLACE'S HISTORIC PUNT RETURN TD

• On 12/10/23 (vs. LAR), WR Tylan Wallace posted 3 PRs for 95 yards, including a game-winning 76-yard TD in OT, en route to earning AFC Special Teams Player of the Week honors. It marked the NFL's fourth-ever PR-TD in OT and Baltimore's first walk-off return since S Will Hill's 64-yard blocked FGA return at Cle. (11/30/15) as time expired in the fourth quarter.

NO. 1 KOR AVERAGE UNDER HARBAUGH

Since 2008, when John Harbaugh became the Ravens' head coach, Baltimore owns the NFL's No. 1 KOR average (24.7).

NFL KICKOFF RETURN AVERAGE [SINCE 2008 / HARBAUGH'S BALTIMORE TENURE]

Rk.	Team	KOR	Yards	Avg.	Long	TDs
1.	Baltimore	598	14,791	24.7	108t	9
2.	Minnesota	657	16,109	24.5	109t	13
3.	NY Jets	726	17,203	23.7	107t	8

RAVENS PERSONNEL NOTES



ERIC DeCOSTA
28TH SEASON WITH RAVENS
5TH AS EVP & GENERAL MANAGER

RAVENS SCOUTING HISTORY - SINCE 1996 -

35 HOMEGROWN RAVENS
PRO BOWLERS

30 DRAFTED RAVENS TO EARN
PRO BOWL HONORS

5 UNDRAFTED ROOKIES TO EARN
PRO BOWL HONORS

HOMEGROWN PRO BOWLERS

RAVENS HOMEGROWN PRO BOWLERS / SINCE 1996 INCEPTION

Drafted (Rd.)	Name	Pro Bowls
1996 (1st)	LB Ray Lewis	13
1996 (1st)	T Jonathan Ogden	11
2002 (1st)	S Ed Reed	9
2007 (3rd)	G Marshal Yanda	8
2012 (RFA)	K Justin Tucker #	7
2003 (1st)	OLB Terrell Suggs	7
2006 (1st)	DT Haloti Ngata	5
2017 (RFA)	FB Patrick Ricard #	4
1997 (1st)	OLB Peter Boulware	4
2010 (RFA)	LS Morgan Cox #	4
2014 (1st)	LB C.J. Mosley	4
2018 (3rd)	TE Mark Andrews	3
2017 (1st)	CB Marlon Humphrey	3
2018 (1st)	QB Lamar Jackson	3
1999 (1st)	CB Chris McAlister	3
2008 (2nd)	Ray Rice	3
2020 (3rd)	WR/RS Devin Duvernay	2
2018 (3rd)	T Orlando Brown Jr.	2
2001 (1st)	TE Todd Heap	2
2016 (5th)	OLB Matthew Judon	2
1996 (5th)	WR/RS Jermaine Lewis	2
2007 (4th)	FB Le'Ron McClain	2
2000 (6th)	OLB Adalius Thomas	2
2020 (RFA)	QB Tyler Huntley #	1
2007 (1st)	G Ben Grubbs	1
2022 (1st)	S Kyle Hamilton	1
2013 (4th)	FB Kyle Juszczyk	1
2006 (6th)	P Sam Koch	1
2000 (1st)	RB Jamal Lewis	1
2022 (1st)	C Tyler Linderbaum	1
2020 (3rd)	DT Justin Madubuike	1
2020 (1st)	LB Patrick Queen	1
2002 (RFA)	LB Bart Scott #	1
2016 (1st)	T Ronnie Stanley	1
2013 (3rd)	DT Brandon Williams	1

Undrafted Rookie Free Agent

Bold Indicates 2023 Pro Bowler

FIRST-ROUND FINDS

There have been 72 combined Pro Bowls earned by the 31 Ravens tabbed in the first round from 1996-23. These selections have also earned multiple POTY Awards, two NFL MVP honors, two Super Bowl MVPs and three HOF inductions.

RAVENS ALL-TIME FIRST-ROUND DRAFT PICKS

Year	Name	Pick	Pro Bowls
1996	T Jonathan Ogden * -	4	11
1996	LB Ray Lewis + + ~ -	26	13
1997	LB Peter Boulware *	4	4
1998	CB Duane Starks	10	
1999	CB Chris McAlister	10	3
2000	RB Jamal Lewis * =	5	1
2000	WR Travis Taylor	10	
2001	TE Todd Heap	31	2
2002	S Ed Reed * + -	24	9
2003	OLB Terrell Suggs * +	10	7
2003	QB Kyle Boller	19	
2005	WR Mark Clayton *	22	
2006	DT Haloti Ngata *	12	5
2007	G Ben Grubbs *	29	2
2008	QB Joe Flacco ^ ~	18	
2009	T Michael Oher *	23	
2011	CB Jimmy Smith	27	
2013	S Matt Elam	32	
2014	LB C.J. Mosley *	17	5
2015	WR Breshad Perriman	26	
2016	T Ronnie Stanley	6	1
2017	CB Marlon Humphrey	16	3
2018	TE Hayden Hurst	25	
2018	QB Lamar Jackson % %	32	3
2019	WR Marquise Brown	25	
2020	ILB Patrick Queen *	28	1
2021	WR Rashod Bateman	27	
2021	OLB Odafe Oweh *	31	
2022	S Kyle Hamilton *	14	1
2022	C Tyler Linderbaum *	25	1
2023	WR Zay Flowers	22	

% NFL MVP ~ Super Bowl MVP + Defensive Player of the Year
= Offensive Player of the Year - Pro Football Hall of Fame
* All-Rookie Team ^ NFL Rookie of the Year (Fan Vote)

FIRST-ROUND PRO BOWLERS

• The Ravens' 17 first-round selections who've reached the Pro Bowl since 1996 rank No. 1 in the NFL. The Cowboys and Jets are tied for second, with 15 such players, respectively, over that 28-year span.

Eric DeCosta has been with the franchise since Day One, first beginning as an intern during the inaugural 1996 season and then ascending to the personnel department's chief decision-maker in 2019. Prior to being named EVP/GM – succeeding the legendary Ozzie Newsome – DeCosta received GM interview offers annually from multiple teams. However, he never seriously considered leaving Baltimore, which has always aligned perfectly with what he envisioned to be his dream job.



RAVENS PERSONNEL NOTES



OZZIE NEWSOME
28TH SEASON WITH RAVENS
33RD SEASON IN FRONT OFFICE ROLE

"He and I have always been very different in a lot of ways, but so aligned. It's a special relationship in my life. I've learned a lot of football, but honestly, just a lot more about being a good person. So, I am extremely happy that Ozzie is going to play such a significant role moving forward for this organization."

- EVP & GM Eric DeCosta
 on EVP Ozzie Newsome

"20/20 CLUB"

The Ravens' "20/20 Club" includes members of the personnel staff who started with Baltimore as young assistants and grew into evaluators with more input. The term "20/20" refers to hiring 20-year-olds for \$20,000. But according to Ozzie Newsome: "The guys actually started when they were a little older than 20 and for more than \$20,000, but that's what we call them."

RAVENS "20/20 CLUB" GRADUATES / CURRENT SCOUTS

Name	Joined Ravens	Current Title
George Kokinis	1991 (with Browns)	Dir. of Player Personnel
Eric DeCosta	1996	EVP & General Manager
Joe Hortiz	1998 (named Chargers GM in 2024)	Dir. of Player Personnel
Mark Azevedo	2005	Asst. Dir. of Player Personnel
David Blackburn	2007	Director of College Scouting
Andrew Raphael	2013	National Scout
Brandon Berning	2015	Midwest/SW Area Scout
Joey Cleary	2015	Southeast Area Scout
Corey Frazier	2017	West Coast Area Scout
"Q" Attenoukon	2017	Area Scout
Patrick McDonough	2018	Northeast Area Scout
Chas Stallard	2018	Southwest Area Scout
Travis Hawkins	2021	Scout

ALL-PRO DRAFT PICKS

Led by Ozzie Newsome & Eric DeCosta, Baltimore has drafted a league-high 19 players who have earned AP first-team All-Pro honors since 1996. Including undrafted rookies LS Morgan Cox and K Justin Tucker, the Ravens have produced 21 "homegrown" AP first-team All-Pro selections since their 1996 inception.

MOST DRAFT CHOICES SINCE 1996 TO EARN AP FIRST-TEAM ALL-PRO

1. Baltimore ...19	Mark Andrews (1)	Jermaine Lewis (1)	Ed Reed (5)
2. New England .. 16	Devin Duvernay (1)	Ray Lewis (7)	Ronnie Stanley (1)
3. Dallas 15	Kyle Hamilton (1)	Chris McAlister (1)	Terrell Suggs (1)
4. Carolina 14	Marlon Humphrey (1)	Le'Ron McClain (1)	Adalius Thomas (1)
San Francisco .. 14	Lamar Jackson (2)	Haloti Ngata (2)	Marshal Yanda (2)
	Kyle Juszczyk* (1)	Jonathan Ogden (4)	
Not earned w/ Ravens	Jamal Lewis (1)	Kelechi Osemele (1)	

SUCCESS ACROSS THE DRAFT BOARD

1ST ROUND

Jonathan Ogden ('96), Ray Lewis ('96), Peter Boulware ('97), Chris McAlister ('99), Jamal Lewis ('00), Todd Heap ('01), Ed Reed ('02), Terrell Suggs ('03), Haloti Ngata ('06), Ben Grubbs ('07), Joe Flacco ('08), Michael Oher ('09), Jimmy Smith ('11), C.J. Mosley ('14), Ronnie Stanley ('16), Marlon Humphrey ('17), Lamar Jackson ('18), Patrick Queen ('20), Kyle Hamilton ('22), Tyler Linderbaum ('22), Zay Flowers ('23)

2ND ROUND

Jamie Sharper ('97), Anthony Weaver ('02), Ray Rice ('08), Paul Kruger ('09), Torrey Smith ('11), Courtney Upshaw ('12), Kelechi Osemele ('12), Tyus Bowser ('17), J.K. Dobbins ('20)

3RD ROUND

Casey Rabach ('01), Marshal Yanda ('07), Lardarius Webb ('09), Brandon Williams ('13), Orlando Brown Jr. ('18), Mark Andrews ('18), Devin Duvernay ('20), Justin Madubuike ('20), Trenton Simpson ('23)

4TH ROUND

Edwin Mulitalo ('99), Edgerton Hartwell ('01), Jarret Johnson ('03), Le'Ron McClain ('07), Dennis Pitta ('10), Kyle Juszczyk ('13), Za'Darius Smith ('15), Tavon Young ('16), Anthony Averett ('18)

5TH ROUND

Jermaine Lewis ('96), Dawan Landry ('06), Arthur Jones ('10), Pernelle McPhee ('11), Rick Wagner ('13), Nick Boyle ('15), Matthew Judon ('16)

6TH ROUND

Adalius Thomas ('00), Chester Taylor ('02), Sam Koch ('06), Tyrod Taylor ('11), Ryan Jensen ('13), Darren Waller ('15), Chuck Clark ('17), Bradley Bozeman ('18), DeShon Elliott ('18)

7TH ROUND

DeAngelo Tyson ('12), Michael Campanaro ('14), Zach Sieler ('18), Geno Stone ('20)

RFA

Mike Flynn ('97), Priest Holmes ('97), Will Demps ('02), Bart Scott ('02), Ma'ake Kemoatu ('02), Jameel McClain ('08), Dannell Ellerbe ('09), Morgan Cox ('10), Josh Byner ('11), Justin Tucker ('12), James Hurst ('14), Zach Orr ('14), Patrick Onwuasor ('16), Michael Pierce ('16), Matt Skura ('16), Patrick Ricard ('17), Chris Board ('18), Gus Edwards ('18), Patrick Mekari ('19), Tyler Huntley ('20), Keaton Mitchell ('23)

Ozzie Newsome's legacy is unlike any the game has seen. Known throughout all of sports as a premier leader, he is a Hall of Fame player, the architect of Baltimore's 2000 and 2012 Super Bowl championship teams and an elite evaluator who became the NFL's first African American GM. In 2019, his longtime top lieutenant, Eric DeCosta, took over as the Ravens' EVP & GM. However, Newsome maintains a significant role within the organization as its executive VP.

RAVENS IRONMEN / TURNOVER NOTES

RAVENS IRONMEN

RAVENS CONSECUTIVE GAMES PLAYED / ACTIVE STREAKS



J. TUCKER
195

P. QUEEN
67

J. MADUBUIKE
36

G. STONE
36

RAVENS CONSECUTIVE GAMES PLAYED / ALL-TIME STREAKS

Rk.	Player	Games	Years
1.	Sam Koch	239	2006-20
2.	Justin Tucker	195	2012-present
3.	Jarret Johnson	129	2003-11
4.	Joe Flacco	122	2008-15
5.	Anthony Levine Sr.	117	2013-20
6.	Peter Boulware	111	1997-2003

RAVENS ALL-TIME GAMES PLAYED

Rk.	Player	Games	Years
1.	Sam Koch	256	2006-21
2.	Terrell Suggs	229	2003-18
3.	Ray Lewis	228	1996-2012
4.	Matt Stover	207	1996-2008
5.	Justin Tucker	195	2012-present
6.	Jonathan Ogden	177	1996-2007
	Marshal Yanda	177	2007-19
8.	Morgan Cox	165	2010-20
9.	Joe Flacco	163	2008-18
10.	Ed Reed	160	2002-12
11.	Anthony Levine Sr.	146	2012-21
12.	Jarret Johnson	143	2003-11
13.	Chris McAlister	135	1999-2008
	Haloti Ngata	135	2006-14
15.	Mike Flynn	134	1998-2007
	Kelly Gregg	134	2001-10
17.	Todd Heap	133	2001-10
18.	Jimmy Smith	128	2011-21
19.	Ladarius Webb	127	2009-17
20.	Peter Boulware	126	1997-2005
21.	Brandon Williams	123	2013-21
22.	Cornell Brown	109	1997-2004
	Bart Scott	109	2002-08
24.	Edwin Mulitalo	106	1999-2006
25.	Patrick Ricard	104	2017-present

TURNOVER MARGIN SINCE 2008

Since John Harbaugh's 2008 Baltimore arrival, the Ravens are tied for the NFL's fourth-best turnover differential (+62).

NFL's TOP TURNOVER DIFFERENTIALS [SINCE 2008 / JOHN HARBAUGH ERA]

Rk.	Team	Takeaways	Giveaways	Turnover Diff.
1.	New England	443	283	+160
2.	Green Bay	405	278	+127
3.	Seattle	399	316	+83
4.	Baltimore	401	339	+62
	Kansas City	395	333	+62

TURNOVER MARGIN AT HOME

Baltimore owns a +52 differential at home during the John Harbaugh Era, ranking as the league's fourth-best mark.

NFL's TOP TURNOVER DIFFERENTIALS / AT HOME [SINCE 2008 / JOHN HARBAUGH ERA]

Rk.	Team	Takeaways	Giveaways	Turnover Diff.
1.	Green Bay	225	121	+104
2.	New England	226	142	+84
3.	Seattle	211	147	+64
4.	Baltimore	212	160	+52

TURNOVER TABLE SINCE 2000

Year	TA/TO	Plus/Minus	Record
2023	31/19	+12	13-4
2022	25/21	+4	10-7
2021	15/26	-11	8-9
2020	22/18	+4	11-5
2019	25/15	+10	14-2
2018	17/20	-3	10-6
2017	34/17	+17	9-7
2016	28/23	+5	8-8
2015	14/28	-14	5-11
2014	22/20	+2	10-6
2013	24/29	-5	8-8
2012	25/16	+9	10-6
2011	26/24	+2	12-4
2010	27/20	+7	12-4
2009	32/22	+10	9-7
2008	34/21	+13	11-5
2007	23/40	-17	5-11
2006	40/23	+17	13-3
2005	26/36	-10	6-10
2004	34/23	+11	9-7
2003	41/38	+3	10-6
2002	31/32	-1	7-9
2001	28/36	-8	10-6
2000	49/26	+23	12-4
Total	673/593	+80	232-155

THE RAVENS ARE...

SINCE 2000, HERE ARE THE RAVENS' RECORDS IN A GAME:

When turnover ratio is +2 or better 94-7

When turnover ratio is +1 or better 141-20

When turnover ratio is even 48-31

When turnover ratio is negative 41-102

THAT M&T MAGIC

HOME UNDER HARBS

Under John Harbaugh (since 2008), the Ravens own the NFL's third-best home winning percentage (.715), going 93-37 at M&T Bank Stadium.

NFL'S BEST REGULAR SEASON HOME RECORDS (JOHN HARBAUGH ERA / SINCE 2008)

Rk.	Team	Record	Pct.
1.	Green Bay Packers	96-31-2	.752
2.	New England Patriots	96-34	.738
3.	Baltimore Ravens	93-37	.715
4.	Pittsburgh Steelers	90-39-1	.696
5.	New Orleans Saints	85-44	.659

RAVENS DEFEND THE BANK

The Ravens have been outstanding at home since they arrived in Baltimore. Below are their respective home records and corresponding NFL rankings during several periods.

RAVENS HOME RECORDS / NFL RANKINGS

Time Period (Milestone)	Record	NFL Rank
Since 2010 (Past 13+ Seasons)	81-33	3
Since 2008 (John Harbaugh's Arrival)	93-37	3
Since 2000 (First Super Bowl Season)	139-55	3
Since 1998 (M&T Bank Stadium Opened)	147-63	3
Since 1996 (Team's Inception)	154-71-1	4

HOME "D" UNDER HARBS (SINCE 2008)

17.5 **79.1** **308.7**

POINTS ALLOWED
PER GAME
(NFL'S BEST)

OPPONENT PASSER
RATING
(NFL'S 2ND BEST)
BUFFALO - 76.8

YARDS ALLOWED
PER GAME
(NFL'S BEST)

X DATING BACK TO 2008, THE RAVENS HAVE OUTSCORED OPPONENTS 3,348 TO 2,273 AT HOME. IN THEIR 93 WINS DURING THIS SPAN, THE MARGIN OF VICTORY HAS BEEN 14.4 POINTS PER GAME.

X THE RAVENS OWN A +1,075 POINT DIFFERENTIAL AT HOME UNDER JOHN HARBAUGH, RANKING NO. 2 IN THE NFL (NE IS +1,218).

X BALTIMORE IS 44-0 UNDER HARBAUGH WHEN ALLOWING 12 POINTS OR FEWER AT HOME.

HOME "D" DOMINANCE DATES WAY BACK

The Ravens' "D" has been stout at home for many seasons. Since 2003, Baltimore ranks at the top in several key categories:

BEST NFL DEFENSES AT HOME / SINCE 2003

POINTS PER GAME (Fewest Allowed)	TOTAL DEFENSE (Fewest Yards Allowed)
1. Baltimore 17.1	1. Baltimore 302.1
2. New England 17.5	2. Pittsburgh 303.0
3. Pittsburgh 18.4	3. Buffalo 318.7

TAKEAWAYS	DEFENSIVE TDs
1. Baltimore 311	1. Arizona 37
New England 311	2. Baltimore 34
3. Buffalo 304	3. Tennessee 31

HOME FAST FACTS

- Under head coach John Harbaugh, the Ravens are 21-6 in September home games. The Ravens have won 24 of their past 30 home games in the month of September (dating back to 2006).
- Under Coach Harbaugh, the Ravens are 27-7 in November home games, producing the NFL's second-best such record. The Ravens have won 25 of their past 31 home games during the month.
- The Ravens are 28-10 at home in the month of December under John Harbaugh and 48-18 in such games during their history.
- Under Coach Harbaugh (since 2008), Baltimore has gone 27-7 against NFC teams at M&T Bank Stadium, producing the NFL's best home record by an AFC squad vs. the "other" conference.
- Baltimore has won 30 of its last 37 home games vs. NFC teams.
- In their history, the Ravens have hosted 30 games when the temperature was below 40 degrees. Baltimore is 23-6-1 in such cold weather games.
- Baltimore is 10-3 at home in November against AFC North foes under Harbaugh. Overall under Harbaugh, the Ravens are 30-17 in home games played against AFC North foes.
- Baltimore has won 26 of its last 40 home games vs. AFC North foes.
- The Ravens are 20-5 at home all time against teams from the West Coast/Pacific TZ. (Ari. - 3-1, LV - 6-1, LAC - 4-1, LAR - 1-1, SF - 3-0 & Sea. - 3-1).

BEST HOME DEFENSE

Baltimore has permitted an NFL-low 17.5 ppg at home during the John Harbaugh Era. Under "Harbs," the Ravens are 42-0 at home when allowing 10 points or fewer. In 26 of those games, the Ravens permitted no more than 7 points.

FEWEST POINTS PER GAME
ALLOWED AT HOME
(SINCE 2008 / JOHN HARBAUGH ERA)

BALTIMORE	17.5
NEW ENGLAND	18.5
PITTSBURGH	18.7



ALL-TIME RESULTS / TRENDS

RAVENS REGULAR SEASON RECORDS

	Overall Record	Home	Away
Overall	256-194-1	154-71-1	102-123
In M&T Bank Stadium (since 1998)	147-63	147-63	n/a
Coached by Ted Marchibroda	16-31-1	11-12-1	5-19
Coached by Brian Billick	80-64	50-22	30-42
Coached by John Harbaugh	160-99	93-37	67-62
vs. AFC Teams	186-152	111-59	75-93
vs. AFC North	74-58	43-23	31-35
vs. AFC Central (1996-2001)	26-28	13-14	13-14
vs. AFC East	30-24	20-7	10-17
vs. AFC South	26-20	16-7	10-13
vs. AFC West	30-22	19-8	11-14
vs. NFC Teams	70-42-1	43-12-1	27-30
vs. NFC North	12-9	8-3	4-6
vs. NFC Central (1996-2001)	3-5	3-1	0-4
vs. NFC East	17-10-1	10-2-1	7-8
vs. NFC South	16-8	8-4	8-4
vs. NFC West	22-10	14-2	8-8
On Primetime (7 p.m. ET or later)	50-34	27-9	23-25
On Monday Night Football	17-13	6-3	11-10
On Tuesday	1-0	1-0	0-0
On Wednesday	0-1	0-0	0-1
On Thursday Night Football	10-6	8-1	2-5
On Saturday	5-3	3-1	2-2
On Sunday Night Football	20-14	12-5	8-9
In Overtime	16-17-1	10-7-1	6-10
Ravens Shutout Wins	14-0	6-0	8-0
In Season Opener	16-12	10-4	6-8
Indoors	9-16	n/a	9-16

Note: Baltimore has played in Houston's Reliant/NRG Stadium six times (4-2), Indy's Lucas Oil Stadium three times (1-2), Dallas' Texas Stadium once (1-0), Atlanta's Mercedes-Benz Stadium once (1-0), New Orleans' Caesars Superdome once (1-0) and Las Vegas' Allegiant Stadium once (0-1). Four of those games at Reliant Stadium/NRG Stadium (12/13/10, 10/21/12, 12/21/14 & 9/20/20), one at Allegiant Stadium (9/13/21) and one at Caesars Superdome came when the roof was closed, meaning those games were "indoors," while the other games listed are considered "outdoors" due to open roofs. One of these games at Lucas Oil Stadium (11/8/20) came when the roof was opened, deeming that an outdoor game.

In August	0-1	0-1	0-0
In September	58-36	35-11	23-25
In October	52-56	26-22	26-35
In November	70-45-1	42-16-1	28-29
In December	70-48	48-18	22-30
In January	6-8	3-3	3-5

RAVENS REGULAR SEASON RESULTS WHEN...

Team	Since 2000	Since 2008	2023
Record	232-155	160-99	13-4
vs. AFC North (since 2002)	74-58	57-40	3-3
vs. AFC	169-120	115-77	8-4
vs. NFC	63-35	45-22	5-0
Home	139-55	93-37	6-3
Away	93-100	67-62	7-1
On grass	129-93	91-57	10-4
Artificial turf	103-62	69-42	3-0
Outdoors	223-142	152-91	12-4
Indoors	9-13	8-8	1-0
September	50-29	35-18	2-1
October	49-45	33-29	4-1
November	65-33	45-19	3-1
December	62-40	43-26	4-0
January	6-8	4-7	0-1
Leading at halftime	184-35	129-29	12-2
Trailing at halftime	35-105	22-62	1-1
Tied at halftime	13-15	9-8	0-1
Tied after 3 quarters	5-10	3-6	0-1
Leading after 3 quarters	198-30	140-25	12-3
Trailing after 3 quarters	29-115	17-68	1-0
Decided by 7 points or fewer	95-91	64-67	3-4
Decided by 3 points or fewer	53-51	37-37	1-2
When scoring first	160-54	116-39	8-3
When not scoring first	72-101	44-60	5-1
Positive or even turnover ratio	191-53	127-41	11-2
Negative turnover ratio	41-102	33-58	2-2
Winning penalty ratio	98-64	67-38	3-4
Losing penalty ratio	111-77	74-49	6-0
Overtime	14-15	10-12	1-1
When returning a KOR for a TD	5-5	5-4	0-0
When returning a PR for a TD	10-3	6-1	1-0

Offense	Since 2000	Since 2008	2023
Scoring 20 or more points	185-61	135-46	13-1
Scoring 30 or more points	85-10	65-8	7-1
Having 20 or more first downs	121-68	99-49	11-1
Totaling 350 or more net yards	117-55	92-40	9-1
At least 35 minutes time of poss.	67-10	47-8	2-0
Rushing for 150 or more yards	93-28	68-20	5-1
When not throwing an INT	131-33	93-26	9-2
With a 100-yard rusher	75-28	47-15	1-1
Without a 100-yard rusher	157-127	113-84	12-3
With a 100-yard receiver	47-34	35-25	2-0
Without a 100-yard receiver	185-122	125-75	11-4
With a 300-yard passer	27-21	25-16	3-0
Without a 300-yard passer	205-134	136-73	10-4

Defense	Since 2000	Since 2008	2023
When scoring a defensive TD	51-10	29-7	0-1
When returning an INT for a TD	35-5	17-4	0-1
When returning a fumble for a TD	19-5	15-3	0-0
Recording 3 or more sacks	124-50	79-36	9-4
Holding opp. under 250 net yards	79-21	52-8	3-0
Holding opp. under 21 points	185-44	128-23	10-2
Holding opp. under 15 points	136-16	88-6	6-0
Allowing a 100-yard rusher	25-34	17-24	3-3
Not allowing a 100-yard rusher	207-121	143-75	10-1
Allowing a 100-yard receiver	48-49	32-33	4-1
Not allowing a 100-yard receiver	184-106	128-66	9-3
Allowing a 300-yard passer	32-34	23-28	0-0
Not allowing a 300-yard passer	200-121	137-71	13-4

PLAYER NOTES - JACKSON



A PROVEN WINNER

REGULAR SEASON RECORD / STARTING QB / SINCE 1970
[MINIMUM 50 CAREER STARTS]

Rk.	Quarterback	Record	Win Pct.
1.	Patrick Mahomes	74-22	.771
2.	Tom Brady	251-82	.754
3.	Lamar Jackson	58-19	.753
4.	Roger Staubach	84-29	.743
5.	Joe Montana	117-47	.713

REGULAR SEASON RECORD / STARTING QB / SINCE WEEK 11, 2018
[JACKSON'S FIRST NFL START] / MINIMUM 25 STARTS

Rk.	Quarterback	Record	Win Pct.
1.	Lamar Jackson	58-19	.753
	Patrick Mahomes	64-21	.753
3.	Josh Allen	61-27	.693
4.	Aaron Rodgers	50-23	.685
5.	Jalen Hurts	34-17	.667

FEWEST STARTS TO REACH 50 CAREER WINS
[SUPER BOWL ERA / SINCE 1966]

Rk.	Quarterback	Starts
1.	Ken Stabler	62
2.	Patrick Mahomes	63
3.	Tom Brady	65
4.	Roger Staubach	67
5.	Lamar Jackson	68

MOST WINS BY A QB IN
FIRST 50 NFL STARTS
[SINCE 1970 MERGER]

1.	Patrick Mahomes	40
	Ken Stabler	40
3.	Lamar Jackson	38
	Tom Brady	38
	Danny White	38

MOST WINS BY A QB
AGE 25 OR YOUNGER
[NFL HISTORY]

1.	Lamar Jackson	45
2.	Drew Bledsoe	42
3.	Dan Marino	41
4.	Josh Allen	39
	Ben Roethlisberger	39

JACKSON IS A PERFECT PASSER

MOST GAMES WITH A PERFECT PASSER RATING / NFL HISTORY
[MIN. 15 PASS ATTEMPTS]

Rk.	Quarterback	(NFL Seasons)	Games
1.	Lamar Jackson	(6 Seasons)	3
	Tom Brady	(23 Seasons)	3
	Peyton Manning	(17 Seasons)	3
	Ben Roethlisberger	(18 Seasons)	3
	Kurt Warner	(12 Seasons)	3

X Jackson (12/31/23 vs. Mia. & 9/8/19 at Mia.) and QB Ben Roethlisberger are the only QBs in NFL history with multiple performances with a perfect passer rating (158.3) and at least 5 passing TDs.

DUAL-THREAT DYNAMO

GAMES W/ 200+ PASS YARDS
AND 100+ RUSH YARDS
[SINCE 1970 MERGER]

1.	Lamar Jackson	8
2.	Josh Allen	3
	Cam Newton	3
	Russell Wilson	3

GAMES W/ 200+ PASS YARDS
AND 50+ RUSH YARDS
[SINCE 1970 MERGER]

1.	Cam Newton	28
2.	Lamar Jackson	26
3.	Russell Wilson	25
4.	Steve Young	20

100-YARD RUSHING GAMES


MOST 100-YARD RUSHING GAMES BY A QB
[REGULAR SEASON / NFL HISTORY]



LAMAR JACKSON



MICHAEL VICK



JUSTIN FIELDS



RUSSELL WILSON

JACKSON RUNS UP THE CHARTS

MOST RUSHING YARDS BY A QUARTERBACK / NFL HISTORY

Rk.	Quarterback	Games	Yards	YPG
1.	Michael Vick	143	6,109	42.7
2.	Cam Newton	148	5,628	38.0
3.	Russell Wilson	188	5,307	28.2
4.	Lamar Jackson	86	5,258	61.1
5.	Randall Cunningham	161	4,928	30.6

MOST RUSHING YARDS / QBs / SINGLE-SEASON HISTORY

1.	Lamar Jackson (2019)	1,206
2.	Justin Fields (2022)	1,143
3.	Michael Vick (2006)	1,039
4.	Lamar Jackson (2020)	1,005
5.	Bobby Douglass (1972)	968

PLAYER NOTES - JACKSON

MOST GAMES LEADING TEAM IN RUSHING & PASSING (REGULAR SEASON / NFL HISTORY)

1.	Cam Newton	40
2.	Lamar Jackson	38
3.	Randall Cunningham	34
4.	Michael Vick	29
5.	Josh Allen	28

PROLIFIC POSTSEASON PERFORMANCES

MOST 100-YARD RUSH GAMES BY A QB / NFL POSTSEASON HISTORY

Rk.	Quarterback	100-Yard Rushing Games
1.	Lamar Jackson	3
2.	Colin Kaepernick	2
3.	Donovan McNabb/Mike Vick	1

RAVENS RECORDS: SINGLE-SEASON HISTORY

PASSING TOUCHDOWNS

1.	L. Jackson (2019)	36
2.	V. Testaverde (1996)	33
3.	J. Flacco (2014)	27

PASSER RATING

1.	L. Jackson (2019)	113.3
2.	L. Jackson (2023)	107.2
3.	L. Jackson (2020)	99.3

COMPLETION PCT.

1.	L. Jackson (2023)	67.2
2.	L. Jackson (2019)	66.1
3.	J. Flacco (2016)	64.9

TD PASS PCT.

1.	L. Jackson (2019)	9.0
2.	L. Jackson (2020)	6.9
3.	V. Testaverde (1996)	6.0

RAVENS RECORDS: SINGLE-GAME HISTORY

PASSING TOUCHDOWNS

Rk.	QB (Date/Opponent)	TDs
1.	Lamar Jackson (2/31/23 vs. Mia.)	5
	Lamar Jackson (12/12/19 vs. NYJ)	5
	Lamar Jackson (11/25/19 at LAR)	5
	Lamar Jackson (9/8/19 at Mia.)	5
	Joe Flacco (10/12/14 at TB)	5
	Tony Banks (9/10/00 vs. Jax.)	5

PASSING YARDS

Rk.	QB (Date/Opponent)	Yards
1.	Lamar Jackson (10/11/21 vs. Ind.)	442
2.	Vinny Testaverde (10/27/96 vs. LAR)	429
3.	Joe Flacco (9/25/11 at LAR)	389

COMPLETION PERCENTAGE

Rk.	QB (Date/Opponent)	Pct.
1.	Lamar Jackson (11/10/19 at Cin.)	88.2
2.	Lamar Jackson (10/11/21 vs. Ind.)	86.0
3.	Lamar Jackson (12/31/23 vs. Mia.)	85.7

PASSER RATING

Rk.	QB (Date/Opponent)	Rate
1.	Lamar Jackson (12/31/23 vs. Mia.)	158.3
	Lamar Jackson (11/10/19 at Cin.)	158.3
	Lamar Jackson (9/8/19 at Mia.)	158.3

JACKSON'S CAREER HONORS

TWO-TIME ASSOCIATED PRESS NFL MVP

• 2023 & 2019

TWO-TIME ASSOCIATED PRESS FIRST-TEAM ALL-PRO

• 2023 & 2019

THREE-TIME PRO BOWLER

• 2023, 2021 & 2019

TWO-TIME PFWA NFL MVP

• 2023 & 2019

MAXWELL FB CLUB'S BERT BELL PRO PLAYER OF THE YEAR

• 2023 & 2019

RANKED THE NO. 1 PLAYER ON THE NFL NETWORK'S TOP 100

• 2020

FEDEX PLAYER OF THE YEAR

• 2019

PFWA OFFENSIVE PLAYER OF THE YEAR

• 2019

SPORTING NEWS OFFENSIVE PLAYER OF THE YEAR

• 2023 & 2019

TWO-TIME PFWA ALL-NFL TEAM

• 2023 & 2019

SPORTING NEWS ALL-PRO TEAM

• 2023 & 2019

TWO-TIME RAVENS TEAM MVP, VOTED ON BY LOCAL MEDIA

• 2023 & 2019

TWO-TIME 101 AWARDS' AFC OFFENSIVE PLAYER OF THE YEAR

• 2023 & 2019

PRO BOWL OFFENSIVE MVP

• 2019

THREE-TIME AFC OFFENSIVE PLAYER OF THE MONTH

• December-January 2023, September 2022, November 2019

10-TIME AFC OFFENSIVE PLAYER OF THE WEEK

• Week 17, 2023; Week 7, 2023; Week 5, 2021; Week 14, 2020; Week 1, 2020; Week 15, 2019; Week 12, 2019; Week 10, 2019; Week 9, 2019; Week 1, 2019

FOUR-TIME FEDEX AIR NFL PLAYER OF THE WEEK

• Week 17, 2023; Week 12, 2019; Week 10, 2019; Week 1, 2019

FEDEX GROUND NFL PLAYER OF THE WEEK

• Week 6, 2019

NFL OFFENSIVE ROOKIE OF THE MONTH

• December 2018



PLAYER NOTES - JACKSON

MULTIPLE AP MVP AWARDS: HISTORIC COMPANY

- ✗ Jackson (2) is the 11th player in NFL history to win multiple MVP honors, joining Peyton Manning (5), Aaron Rodgers (4), Tom Brady (3), Jim Brown (3), Brett Favre (3), Johnny Unitas (3), Patrick Mahomes (2), Joe Montana (2), Kurt Warner (2) & Steve Young (2).
- ✗ Only Jackson, Mahomes, Favre & Brown have been named league MVP multiple times at age 27 or younger.

2023 MVP [49 OF 50 FIRST-PLACE VOTES]

✗ Jackson tallied 4,499 total yards, racking up a career-high 3,678 through the air, to go with a career-best 67.2% completion rate and the NFL's No. 4 passer rating (102.7). He posted a QB-high 821 rushing yards for a league-best 5.5 yards-per-carry average and led his team in passing and rushing an NFL-high seven times.

✗ Jackson became the fifth player in NFL history (Josh Allen, Daunte Culpepper, Cam Newton & Dak Prescott) to post 100+ pass TDs and 25+ rush TDs within the first six years of a career.

✗ Jackson produced the sixth season (also Kyler Murray in 2020, Jackson in 2019, Russell Wilson in 2014, Robert Griffin III in 2012 & Randall Cunningham in 1990) in NFL history of at least 3,000 passing yards and 800 rushing yards. He's the only player in NFL history to tally multiple such seasons.

✗ Jackson recorded his third-career 800-yard rushing season, breaking a tie with Michael Vick (two) for the most such seasons by a QB in NFL history.

✗ Jackson became the fourth (also Michael Vick, Russell Wilson & Cam Newton) and fastest (82 games) QB in NFL history to reach 5,000 career rushing yards.

✗ In the 2023 Divisional Round vs. Hou., Jackson recorded his third-career 100-yard rushing outing in the playoffs, breaking a tie with QB Colin Kaepernick for the most such playoff performances by a QB in NFL history. He also became the first player in NFL history to reach the following marks in *any* game: 100+ rushing yards, 100.0+ passer rating, 2+ passing TDs, 2+ rushing TDs.

✗ In a Week 17 win vs. Mia., Jackson completed 18-of-21 passes (85.7%) for 321 yards and 5 TDs, posting a perfect passer rating (158.3) for the third time in his career. He became the second QB in NFL history (also Ben Roethlisberger) to produce multiple outings (also 9/8/19 at Mia.) with a perfect passer rating and at last 5 passing TDs. His three career games with a perfect passer rating (min. 15 pass att.) are tied (with Tom Brady, Peyton Manning, Ben Roethlisberger & Kurt Warner) for the NFL's most ever.

✗ In a Week 14 victory vs. LAR, Jackson became the first QB in NFL history with multiple performances of at least 300 passing yards, 3 passing TDs and 70 rushing yards (also 9/18/22 vs. Mia.).

✗ In a Week 7 victory vs. Det., Jackson completed 21-of-27 passes for 357 yards and 3 TDs, while adding 9 carries for 36 yards and 1 TD, en route to earning his 50th-career victory as the starter. He became the fourth-fastest starting QB in the Super Bowl Era (since 1966) to reach 50 wins, doing so in his 68th-career start. Only Ken Stabler (62), Patrick Mahomes (63), Tom Brady (65) and Roger Staubach (67) reached 50 wins as a starter faster.

✗ In Week 3 vs. Ind., Jackson recorded his second-career performance of at least 200 passing yards, 100 rushing yards and 2 rushing TDs. He owns the only two such single-game outputs reaching these marks in NFL history. Additionally, Jackson posted his third-career game with at least 100 rushing yards and multiple rushing TDs. There have only been eight such performances by a QB in NFL history, and Jackson is the only QB with more than one.

2019 UNANIMOUS MVP

✗ Jackson became the only QB in NFL history to produce at least 3,000 passing yards and 1,000 rushing yards in a season. (He had 3,127 passing & 1,206 rushing.)

✗ Jackson was responsible for an NFL-best 43 total TDs (36 passing & 7 rushing). His 36 TD passes and 9.0 passing TD percentage each led the NFL and still stand as the most in franchise single-season history.

✗ Jackson rushed for 1,206 yards, marking the most by a QB in NFL single-season history. He also produced the NFL's QB single-season record for most 100-yard rushing games (five).

✗ Jackson (36/7) became the third QB in NFL history with at least 35 pass TDs & 7 rush TDs. Steve Young (1994), Cam Newton (2015) and Josh Allen (2020 & 2022) have also accomplished this feat.

✗ In his final eight games, Jackson threw 25 TDs and 1 INT, completing 69.4% of his passes for 1,477 yards and a 130.3 rating. He tallied 630 rushing yards & 4 rush TDs.

✗ In the 2019 Divisional Playoff vs. Ten., Jackson became the first player in NFL history with at least 350 passing yards (365) and 100 rushing yards (143) in *any* game.

✗ In a Week 15 win vs. NYJ, Jackson rushed for at least 85 yards, while throwing for 5 TDs for the second time in his career. (He also did this on 11/25/19 at LAR.) Cam Newton is the only other player in NFL history to accomplish the 85 rushing yards/5 passing TDs feat in a game, doing so once in 2015.

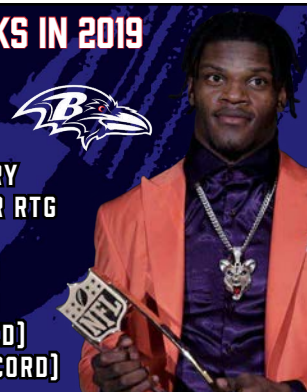
✗ Jackson posted two perfect passer ratings (at Cin. & Mia.), making him one of two QBs in NFL history (Ben Roethlisberger, 2007) to attain the 158.3 mark twice in a season. His 113.3 overall passer rating ranked No. 3 in the NFL and still stands as a franchise single-season record.

✗ In Weeks 11 (vs. Hou.) and 12 (at LAR), Jackson became the first NFL player ever to throw at least 4 passing TDs and post at least 50 rush yards in back-to-back games.


✗ In a Week 6 victory over Cincinnati, Jackson became the first player ever to pass for 200 yards (236) and rush for 150 yards (152) in a regular season game. (Colin Kaepernick also accomplished this feat in a 2013 playoff game.)

JACKSON'S NO. 1 QB RANKS IN 2019

- ✗ 43 TOTAL TOUCHDOWNS
- ✗ 36 PASSING TOUCHDOWNS
- ✗ 9.0 PASSING TD PERCENTAGE
- ✗ 6.9 RUSHING YARDS PER CARRY
- ✗ 2 GAMES W/ PERFECT PASSER RTG
- ✗ 3 GAMES W/ 5+ TD PASSES
- ✗ 4 GAMES WITH 4+ TD PASSES
- ✗ 8 GAMES WITH 3+ TD PASSES
- ✗ 13 WINS AS STARTING QB [TIED]
- ✗ 1,206 RUSHING YARDS [QB RECORD]



PLAYER NOTES - ANDREWS



MARK ANDREWS
#89 | TIGHT END

37
TD GRABS SINCE 2019, MARKING THE SECOND MOST AMONG NFL TEs

3X
PRO BOWLER

1X
ALL-PRO

9
MULTI-TD GAMES SINCE 2019, RANKING NO. 1 AMONG NFL TEs

31
RED ZONE TD GRABS SINCE 2019, MARKING THE SECOND MOST AMONG NFL TEs

40 TDs IN FIRST SIX SEASONS

TE Mark Andrews (40) is one of four TEs since the 1970 merger to post 40 receiving TDs in the first six years of a career, joining Antonio Gates (51), Jimmy Graham (53) & Rob Gronkowski (65).



40 CAREER RECEIVING TDs

Home	21	2018	3	Primetime	8
Away	19	2019	10	In A Win	29
1st Qtr.	8	2020	7	Red Zone	33
2nd Qtr.	14	2021	9	vs. AFC	29
3rd Qtr.	8	2022	5	vs. NFC	11
4th Qtr./OT	10	2023	6	vs. AFC North	16

ACTIVE NFL TIGHT END RECEIVING LEADERS

RECEIVING YARDS SINCE 2019

1. Travis Kelce (KC) 6,092
2. George Kittle (SF) 4,382
3. **Mark Andrews (Bal.)** 4,305
4. Darren Waller (NYG) 3,946
5. T.J. Hockenson (Min.) 3,547

RECEPTIONS SINCE 2019

1. Travis Kelce (KC) 497
2. **Mark Andrews (Bal.)** 347
3. T.J. Hockenson (Min.) 341
4. Evan Engram (Jax.) 340
5. Darren Waller (NYG) 332

RECEIVING TOUCHDOWNS SINCE 2019

1. Travis Kelce (KC) 42
2. **Mark Andrews (Bal.)** 37
3. George Kittle (SF) 30
4. Hunter Henry (NE) 26
5. T.J. Hockenson (Min.) 23

FIRST-DOWN RECEPTIONS SINCE 2019

1. Travis Kelce (KC) 337
2. **Mark Andrews (Bal.)** 231
3. George Kittle (SF) 205
4. Darren Waller (NYG) 196
5. T.J. Hockenson (Min.) 183

TOP 3 ON RAVENS SINGLE-SEASON CHARTS

En route to his second-career Pro Bowl nod, in 2021, TE Mark Andrews produced single-season franchise records in catches (107) and receiving yards (1,361), adding 9 TDs.

RAVENS SINGLE-SEASON CHARTS

MOST RECEPTIONS

Rk.	Player (Year)	Receptions
1.	Mark Andrews (2021)	107
2.	Derrick Mason (2007)	103
3.	Marquise Brown (2021)	91

MOST RECEIVING YARDS

Rk.	Player (Year)	Receiving Yards
1.	Mark Andrews (2021)	1,361
2.	Michael Jackson (1996)	1,201
3.	Torrey Smith (2013)	1,128

MOST RECEIVING TDs

Rk.	Player (Year)	Receiving TDs
1.	Michael Jackson (1996)	14
2.	Torrey Smith (2014)	11
3.	Mark Andrews (2019)	10

ANDREWS' MONSTER 2021 SEASON

En route to his first-team All-Pro nod in 2021, Andrews...

- Played in all 17 games (nine starts), totaling single-season franchise records in both receptions (107) and receiving yards (1,361), while also producing 9 TDs.

- Led NFL tight ends in all major receiving categories, including yards (1,361), receptions (107), TDs (9 – tied), first downs (75), 20-plus-yard catches (20) and contested catches (18).

- Notched his third-straight season (2019-21) with at least 700 receiving yards and 7 receiving TDs, marking the longest streak reaching those figures in Ravens history.

- Posted at least receiving 100 yards in a Ravens' single-season record five contests.

PLAYER NOTES - ANDREWS

ANDREWS' HISTORIC 2021

TE Mark Andrews produced new single-season franchise records for receptions (107) and receiving yards (1,361). His 1,361 receiving yards also rank third most by a TE in league history and were sixth overall in the NFL during 2021.

MOST RECEIVING YARDS BY A TIGHT END SINGLE-SEASON NFL HISTORY

Rk.	Tight End (Year)	Rec.	Yards	Avg.	TDs
1.	Travis Kelce (2020)	105	1,416	13.5	11
2.	George Kittle (2018)	88	1,377	15.6	5
3.	Mark Andrews (2021)	107	1,361	12.7	9
4.	Travis Kelce (2022)	110	1,338	12.2	12
5.	Travis Kelce (2018)	103	1,336	13.0	10

MOST RECEIVING YARDS OVERALL / 2021 SEASON

Rk.	Player	Rec.	Yards	Avg.	TDs
1.	Cooper Kupp (LAR)	145	1,947	13.4	16
2.	Justin Jefferson (Min.)	108	1,616	15.0	10
3.	Davante Adams (GB)	123	1,553	12.6	11
4.	Ja'Marr Chase (Cin.)	81	1,455	18.0	13
5.	Deebo Samuel (SF)	77	1,405	18.2	6
6.	Mark Andrews (Bal.)	107	1,361	12.7	9
7.	Tyreek Hill (KC)	111	1,239	11.2	9
8.	Stefon Diggs (Buf.)	103	1,225	11.9	10

KEEPING IT 100

In 2021, Andrews registered the most 100-yard receiving outings (five) in Ravens single-season history. His 10 career performances reaching the century mark are also the most in Ravens history.

100-YARD RECEIVING GAMES IN RAVENS HISTORY

SINGLE SEASON		ALL TIME			
Rk.	Player (Year)	Games	Rk.	Player	Games
1.	Mark Andrews (2021)	5	1.	Mark Andrews	10
2.	Steve Smith Sr. (2014)	4	2.	Mark Clayton	9
	Michael Jackson (1996)	4	3.	Steve Smith Sr.	8
	Mark Clayton (2006)	4	4.	Derrick Mason	7

MOST 100-YARD RECEIVING GAMES / SINCE 2019 / ACTIVE TEs

Rk.	Player (Team)	100-Yard Games
1.	Travis Kelce (KC)	20
2.	George Kittle (SF)	12
	Darren Waller (NYG)	12
4.	Mark Andrews (Bal.)	10
5.	Evan Engram (Jax.)	5
	Dallas Goedert (Phi.)	5
7.	Tyler Higbee (LAR)	4
	T.J. Hockenson (Min.)	4
9.	David Njoku (Cle.)	3
	Kyle Pitts (Atl.)	3

MORE FRANCHISE MARKS

RAVENS HISTORY

MULTI-TD RECEIVING GAMES

Rk.	Player	Games
1.	Mark Andrews	9
	Todd Heap	9
3.	Torrey Smith	6

SEASONS WITH 5+ REC TDs

Rk.	Player	Seasons
1.	Mark Andrews	5
	Todd Heap	5
3.	Derrick Mason	4

LET THE RECORDS SHOW

RAVENS RECORDS / TOP 10 RECEIVING YARDS / ALL TIME

Rk.	Player (Seasons)	Rec.	Yards	Avg.	TDs
1.	Derrick Mason (2005-10)	471	5,777	12.3	29
2.	Todd Heap (2001-10)	467	5,492	11.8	41
3.	Mark Andrews (2018-23)	381	4,857	12.7	40
4.	Torrey Smith (2011-14)	213	3,591	16.9	30
5.	Mark Clayton (2005-09)	234	3,116	13.3	12
6.	Ray Rice (2008-13)	369	3,034	8.2	6
7.	Qadry Ismail (1999-2001)	191	2,819	14.8	18
8.	Travis Taylor (2000-04)	204	2,758	13.5	15
9.	Anquan Boldin (2010-12)	186	2,645	14.2	14
10.	Michael Jackson (1996-98)	183	2,596	14.2	18

TE Mark Andrews already ranks in the Top 5 all time in each of Baltimore's major receiving categories over the course of a Ravens career.

RECEPTIONS

1.	Derrick Mason	471
2.	Todd Heap	467
3.	Mark Andrews	381
4.	Ray Rice	369

YARDS

1.	Derrick Mason	5,777
2.	Todd Heap	5,492
3.	Mark Andrews	4,857
4.	Torrey Smith	3,591

TDs

1.	Todd Heap	41
2.	Mark Andrews	40
3.	Torrey Smith	30
4.	Derrick Mason	29

RAVENS' 2023 TIGHT END CORPS

Andrews (6) led a TE room that finished with the NFL's most receiving TDs (12). He and TE Isaiah Likely were the NFL's only single-team pair of TEs with at least 5 TD grabs, while also becoming the first TE duo in Ravens history to accomplish the feat.

MOST TDs / NFL TIGHT END ROOMS / 2023

Rk.	Team	TDs
1.	Baltimore Ravens	12
2.	Detroit Lions	11
3.	Cleveland Browns	9
	New England Patriots	9
	New Orleans Saints	9



MARK ANDREWS
6 TDs



ISAIAH LIKELY
5 TDs



CHARLIE KOLAR
1 TD

PLAYER NOTES - FLOWERS



ZAY FLOWERS #4 | WIDE RECEIVER

"I actually saw clips of Zay Flowers pre-Draft, and I was thinking to myself, 'Man, I hope we draft this guy, so I don't have to guard him.' Right away, he was able to really get steps on corners, execute releases and catch the ball. He's a small guy, but he plays really tough. He's not a guy that catches it and tries to just get out of bounds or get down. He'll sometimes go into contact, so he does a lot of things that make him a really good receiver."

— CB Marlon Humphrey on Flowers

2023 NFL WR ROOKIE WRs

RECEPTIONS / 2023 NFL ROOKIE WRs

Rk.	Player (Team)	Receptions
1.	Puka Nacua (LAR)	105
2.	Rashee Rice (KC)	79
3.	Zay Flowers (Bal.)	77
4.	Jordan Addison (Min.)	70
5.	Josh Downs (Ind.)	68

RECEIVING YARDS / 2023 NFL ROOKIE WRs

Rk.	Player (Team)	Receiving Yards
1.	Puka Nacua (LAR)	1,486
2.	Rashee Rice (KC)	938
3.	Jordan Addison (Min.)	911
4.	Zay Flowers (Bal.)	858
5.	Jaydeen Reed (GB)	793

RECEIVING TDs / 2023 NFL ROOKIE WRs

Rk.	Player (Team)	Receiving TDs
1.	Jordan Addison (Min.)	10
2.	Jayden Reed (GB)	8
3.	Tank Dell (Hou.) / Rashee Rice (KC)	7
5.	Puka Nacua (LAR)	6
6.	Zay Flowers (Bal.)	5

YARDS AFTER CATCH / 2023 NFL ROOKIE WRs

Rk.	Player (Team)	Yards After Catch
1.	Rashee Rice (KC)	654
2.	Puka Nacua (LAR)	639
3.	Zay Flowers (Bal.)	387
4.	Josh Downs (Ind.)	371
5.	Jaxon Smith-Njigba (Sea.)	366

50+ SCRIMMAGE YARDS IN FIRST SEVEN GAMES

In 2023, WR Zay Flowers became the second rookie WR (also Ja'Marr Chase in 2021) since the 1970 AFL-NFL Merger to post at least 50 yards from scrimmage in each of the first seven games of a professional career.

50+ YARDS FROM SCRIMMAGE IN EACH OF FIRST SEVEN NFL GAMES — SINCE 1970 AFL-NFL MERGER —



ZAY FLOWERS [2023]	GAME [OPP.]	YARDS
	7 (vs. Det.)	75
	6 (at Ten. in UK)	51
	5 (at Pit.)	73
	4 (at Cle.)	50
	3 (vs. Ind.)	50
	2 (at Cin.)	68
	1 (vs. Hou.)	87



JA'MARR CHASE [2021]	GAME [OPP.]	YARDS
	7 (at Bal.)	201
	6 (at Det.)	97
	5 (vs. GB)	159
	4 (vs. Jax.)	77
	3 (at Pit.)	65
	2 (at Chi.)	54
	1 (vs. Min.)	99

ZAY TOPS THE RAVENS ROOKIE CHARTS

Flowers' 77 receptions, 858 receiving yards, 41 first-down grabs and 387 yards after the catch in 2023 each mark Ravens rookie records.

FLOWERS' RAVENS ROOKIE RANKS

RECEPTIONS	REC. YARDS	REC. 1ST DOWNS	YAC
77	858	41	387

✗ Flowers' 6 totals TDs (5 receiving & 1 rushing) mark the fourth most in Ravens history by a rookie WR. Flowers and WR Mark Clayton (2005) are the only two rookie WRs in Ravens history to register a score through the air and on the ground.

RAVENS' GROUP OF PASS CATCHERS IN 2023

Baltimore (WR Nelson Agholor, TE Mark Andrews, WR Odell Beckham Jr., WR Zay Flowers and TE Isaiah Likely) and Washington tied for the NFL's most players (five) with at least 300 receiving yards and 3 receiving TDs in 2023. Baltimore's five players with at least 300 receiving yards and 3 receiving TDs also tie (2011) for the most in franchise single-season history.

PLAYER NOTES - BECKHAM JR.



ODELL BECKHAM JR.
#3 | WIDE RECEIVER

"I feel like, the guys over here, we've thought of something special since training camp, and it's a week-by-week process to make it all work. Before signing over here, I thought that there was something special going on. But it starts with us doing the day-to-day process, the winning, [going] 1-0 each week [and] all the things that 'Harbs' [head coach John Harbaugh] talks about. That's just where it starts."

- Beckham Jr. on the 2023 Ravens

3X PRO BOWLER
2X AP SECOND-TEAM ALL-PRO

YARDS PER GAME

RECEIVING YARDS PER GAME / NFL HISTORY (MIN. 100 GAMES PLAYED)

Rk.	Player (Seasons)	YPG
1.	Calvin Johnson (2007-15)	86.1
2.	Antonio Brown (2010-21)	84.2
3.	Julio Jones (2011-present)	82.5
4.	Tyreek Hill (2016-present)	81.8
5.	Torry Holt (1999-2009)	77.4
6.	Marvin Harrison (1996-2008)	76.7
7.	DeAndre Hopkins (2013-present)	76.3
8.	Keenan Allen (2013-present)	75.8
	Mike Evans (2014-present)	75.8
10.	Jerry Rice (1985-2004)	75.6
11.	Michael Irvin (1988-99)	74.9
12.	Stefon Diggs (2015-present)	73.5
	Andre Johnson (2003-16)	73.5
14.	Terrell Owens (1996-2010)	72.8
15.	Sterling Sharpe (1989-94)	72.6
16.	Odell Beckham Jr. (2014-present)	72.1
17.	Davante Adams (2014-23)	71.9

DID YOU KNOW?

WR ODELL BECKHAM JR. IS...

- ✗ The fastest player since the 1970 merger to reach 1,000 (11 games), 2,000 (21 games) and 3,000 receiving yards (30 games), while also being the fastest player since the merger to notch 100 (14 games), 200 (30 games) and 300 receptions (45 games – tied with WR Michael Thomas).
- ✗ The first player since the 1970 merger with multiple seasons of at least 1,000 receiving yards in 12 or fewer games played (2018 – 12 games w/ 1,052 yards; 2014 – 12 games w/ 1,305 yards).
- ✗ One of three players in NFL history (Cooper Kupp – 15 games, 2021-22; Michael Irvin – nine games, 1995) to post at least nine straight games with 90+ receiving yards (nine games, 2014).
- ✗ The NFL's all-time leader in receiving-yppg average by a rookie (108.8 yppg in 2014).

BECKHAM'S ACTIVE WR RANKS

-3- 4TH QTR / OT TDs 25	-5T- 50+ YARD CATCHES 16	-6- MULTI-TD GAMES 12
-8T- RECEIVING TDs 59	-11- 100-YARD GAMES 27	-15- RECEIVING YPG 72.1

1,000 YARDS & 10 TDs

WR Odell Beckham Jr. posted at least 1,000 receiving yards and 10 TD grabs in each of his first three NFL seasons (2014-16), becoming the third player in NFL history to accomplish that feat (WR Randy Moss – 1998-2000; WR John Jefferson – 1978-1980).

1,000 RECEIVING YARDS AND 10 TD GRABS IN EACH OF FIRST THREE SEASONS - NFL HISTORY -



ODELL BECKHAM JR.



RANDY MOSS



JOHN JEFFERSON

Year	Yards	TDs	Year	Yards	TDs	Year	Yards	TDs
2016	1,367	10	2000	1,437	15	1980	1,340	13
2015	1,450	13	1999	1,413	11	1979	1,090	10
2014	1,305	12	1998	1,313	17	1978	1,001	13

Beckham's three total seasons with at least 1,000 receiving yards & 10 TD grabs tie (Tyreek Hill & DeAndre Hopkins) for the third most among active WRs, trailing only Mike Evans (five) & Davante Adams (four).

SEASONS WITH AT LEAST 1,000 RECEIVING YARDS & 10 TD GRABS - ACTIVE WRs -



5 SEASONS



4 SEASONS



3 SEASONS




3 SEASONS



3 SEASONS

PLAYER NOTES – EDWARDS



GUS EDWARDS
#35 | RUNNING BACK

RUSHING YARDS PER ATTEMPT / ACTIVE RBs
(MIN. 500 RUSHING ATTEMPTS)

Nick Chubb (Cle.)	5.26
Raheem Mostert (Mia.)	5.21
Aaron Jones (GB)	5.05
Jonathan Taylor (Ind.)	4.95
Cordarrelle Patterson (Atl.)	4.89
Gus Edwards (Bal.)	4.86

EDWARDS AT OR NEAR THE TOP OF CHARTS

RUSHING TDs / 2023 (NFL RBs)

Rk.	Player (Team)	Rushing TDs
1.	Raheem Mostert (Mia.)	18
2.	Christian McCaffrey (SF)	14
3.	Gus Edwards (Bal.)	13
	David Montgomery (Det.)	13
5.	Derrick Henry (Ten.) / Kyren Williams (LAR)	12

RUSHING TDs / GOAL-TO-GO SITUATIONS / 2023 (NFL RBs)

Rk.	Player (Team)	G-to-G Rushing TDs
1.	Gus Edwards (Bal.)	12
2.	Christian McCaffrey (SF)	11
	Raheem Mostert (Mia.)	11
4.	David Montgomery (Det.)	9
	Kyren Williams (LAR)	9

RUSHING TDs / SINGLE SEASON / RAVENS HISTORY

Rk.	Player (Season)	Rushing TDs
1.	Jamal Lewis (2003)	14
2.	Gus Edwards (2023)	13
3.	Willis McGahee (2009)	12
	Ray Rice (2011)	12
5.	Mark Ingram II (2019)	10
	Le'Ron McClain (2008)	10

BALTIMORE'S ALL-TIME RB RUSHING RANKS

RUSHING RANKS / RBs / FRANCHISE HISTORY

RUSHING YARDS		RUSHING TDs		YPC AVG. (MIN. 100 ATT.)	
Jamal Lewis	7,801	Jamal Lewis	45	J.K. Dobbins	5.76
Ray Rice	6,180	Ray Rice	37	Gus Edwards	4.86
Gus Edwards	3,395	Willis McGahee	31	Kenneth Dixon	4.83
Willis McGahee	2,802	Gus Edwards	26	Justin Forsett	4.81

UNDRAFTED, UNBOTHERED

RB Gus Edwards ranks second among undrafted RBs in rushing yards per attempt (4.86) since the 1970 AFL-NFL merger (min. 500 attempts).

RUSHING YARDS PER ATTEMPT / UNDRAFTED RBs (SINCE MERGER / MIN. 500 RUSHING ATTEMPTS)

Rk.	Player (Seasons)	Carries	Yards	Yds/Rsh
1.	Raheem Mostert (2015-present)	674	3,513	5.21
2.	Gus Edwards (2018-present)	699	3,395	4.86
3.	Matt Breida (2017-present)	575	2,652	4.61
4.	Priest Holmes (1997-2007)	1,780	8,172	4.59
5.	Pierre Thomas (2007-15)	833	3,809	4.57

EDWARDS' ACTIVE UNDRAFTED RB RANKS (MINIMUM 100 RUSHING ATTEMPTS)

RUSH 1 ST DOWNS	RUSH YARDS	RUSH TDs	RUSH YPC AVG.
2 207	3 3,395	3 26	4 4.86

FIRST-DOWN FRENZY

RB Gus Edwards has rushed for a first down on 29.6% of his carries during his six-year career. That mark ranks No. 1 among active RBs (min. 500 rushes).

RUSHING FIRST DOWN PCT. / ACTIVE NFL RBs (MIN. 500 RUSHING ATTEMPTS)

Rk.	Player (Team)	1st Down %
1.	Gus Edwards (Bal.)	29.6
2.	Jonathan Taylor (Ind.)	27.8
3.	Marlon Mack (Ari.)	25.7
4.	James Conner (Ari.)	25.4
	Raheem Mostert (Mia.)	25.4

5 YARDS PER CARRY

PCT OF RUSHES GAINING 5+ YARDS / ACTIVE NFL RBs (MIN. 500 RUSHING ATTEMPTS)

Rk.	Player (Team)	PCT
1.	Raheem Mostert (Mia.)	40.4
2.	Aaron Jones (GB)	40.3
3.	Cordarrelle Patterson (Atl.)	38.1
4.	Miles Sanders (Car.)	37.8
5.	Tony Pollard (Dal.)	37.3
6.	Gus Edwards (Bal.)	37.2

DID YOU KNOW?

In the 24-21 win vs. Cin. (11/18/18), Edwards (115) and QB Lamar Jackson (119) became the first rookie RB-QB teammates in NFL history to each rush for 100 yards in a single game.

PLAYER NOTES - DUVERNAVY



DEVIN DUVERNAVY
#13 | WR / RETURN SPECIALIST

1x ALL-PRO
2x PRO BOWLER

"I'm definitely getting more comfortable, and I'm able to catch the ball and just get my eyes down quickly to see what's in front of me. I just try to carve out a lane in my brain and just hit it."

— WR/RS Devin Duvernay on his KOR and PR prowess

DUVERNAVY IS A DANGEROUS RETURN MAN

Among active players with at least 50 PRs or 50 KORs, respectively, dating back to the 2020 season, Pro Bowl RS Devin Duvernay ranks No. 1 in PR average (12.8) and No. 8 in KOR average (24.8).

PR AVG. / ACTIVE PLAYERS / SINCE 2020 (MIN. 50 PRs)

Rk.	Player (Team)	PR	Yards	Avg.	Long	TDs
1.	Devin Duvernay (Bal.)	69	886	12.8	70	0
2.	Gunner Olszewski (NYG)	78	991	12.7	94t	2
3.	Britain Covey (Phi.)	62	725	11.7	54	0

KOR AVG. / ACTIVE PLAYERS / SINCE 2020 (MIN. 50 KORs)

Rk.	Player (Team)	KOR	Yards	Avg.	Long	TDs
1.	Kene Nwangwu (Min.)	68	1,879	27.6	99t	3
2.	Cordarrelle Patterson (Atl.)	69	1,888	27.4	104t	2
4.	Isaiah Rodgers (Phi.)	61	1,645	27.0	101t	1
3.	Keisean Nixon (GB)	68	1,812	26.6	105t	1
5.	Jamal Agnew (Jax.)	86	2,246	26.1	102t	1
6.	Godwin Igwebuike (Pit.)	50	1,287	25.7	50	0
7.	Braxton Berrios (Mia.)	81	2,060	25.4	102t	1
8.	Devin Duvernay (Bal.)	73	1,811	24.8	103t	2

20+ YARD PUNT RETURNS

Since 2020, WR Devin Duvernay ranks No. 1 in PRs (12) of at least 20 yards.

PRs OF 20+ YARDS / SINCE 2020 / ACTIVE PLAYERS

Rk.	Player (Team)	20+ Yard PRs
1.	Devin Duvernay (Bal.)	12
2.	Britain Covey (Phi.)	10
	Gunner Olszewski (NYG)	10
	Kalif Raymond (Det.)	10
5.	Deonte Harty (Buf.)	8
	Brandon Powell (Min.)	8



1 Player (Devin Duvernay) in Ravens history to post a KOR-TD, receiving TD and rushing TD in a career.

RAVENS RETURNER CHARTS

PUNT RETURN AVERAGE / RAVENS HISTORY (MIN. 50 PRs)

Rk.	Player	PRs	Yards	Avg.	Long	20+	TDs
1.	Devin Duvernay	69	886	12.8	70	12	0
2.	Jermaine Lewis	231	2,730	11.8	89t	14	2
3.	B.J. Sams	121	1,320	10.9	78t	15	2
4.	Lamont Brightful	60	592	9.9	63t	13	1
	Jacoby Jones	86	853	9.9	95t	6	1

KICKOFF RETURN AVERAGE / RAVENS HISTORY (MIN. 50 KORs)

Rk.	Player	KORs	Yards	Avg.	Long	30+	TDs
1.	Jacoby Jones	101	3,037	30.1	108t	32	4
2.	Devin Duvernay	73	1,811	24.8	103t	9	2
3.	Corey Harris	123	2,950	24.0	41	7	0
4.	Yamon Figurs	75	1,746	23.3	94t	12	1
5.	B.J. Sams	138	3,161	22.9	87	20	0

WHAT DUV DID IN '22

En route to his second-career Pro Bowl nod in 2022, Duvernay finished as the NFL's only player with at least 15 KORs and 15 PRs to rank in the Top 10 in both yards-per-KOR avg. (26.5 – No. 10) and yards-per-PR avg. (11.9 – No. 5).

DID YOU KNOW?

- Duvernay (219) needs 6 rushing yards to surpass WR Travis Taylor (224) for the most by a Ravens pass catcher in franchise history.
- Duvernay needs 1 PR-TD to become the second player (WR Tyreek Hill) since the 1970 AFL-NFL merger to record a TD via FR, KOR, PR, receiving and rushing in a career.
- Duvernay needs 1 rushing TD to become the 12th WR since the 1970 AFL-NFL merger with multiple rushing TDs, receiving TDs and KOR-TDs in a career.
- Duvernay owns the only regular season opening-game KOR-TD in franchise history (9/18/22 vs. Mia.) and is one of two players with multiple KOR-TDs in a Ravens' career (also WR Jacoby Jones, 4).
- In 2022, Duvernay became the first player in franchise history to post a KOR-TD, receiving TD and rushing TD in a Ravens career. Incredibly, he accomplished this feat in a single season (2022), earning his second-career Pro Bowl.
- In 2021, Duvernay finished as the NFL's only returner to rank in the Top 10 in both punt return average (13.8 – first) and kickoff return average (24.1 – seventh), en route to earning his first-career Pro Bowl nod.
- With a 93-yard KOR-TD vs. KC (9/28/20), Duvernay became the fifth Ravens rookie and the youngest Raven (23 years, 16 days) in franchise history to have a KOR-TD.

PLAYER NOTES - SMITH



ROQUAN SMITH
#0 | INSIDE LINEBACKER

2X PRO BOWLER

2X FIRST-TEAM ALL-PRO

TOTAL TACKLES / SINCE 2018
(WHEN ROQUAN SMITH ENTERED THE LEAGUE)

Bobby Wagner (Sea.)	928
Roquan Smith (Bal.)	850
Foye Oluokun (Jax.)	811

AGENT ZERO STRIKES AGAIN

X With a team-high 158 total tackles (84 solo), 5 TFL, 5 QBHs and INT, ILB Roquan Smith earned his second-career Pro Bowl nod in 2023. He was also one of four NFL defenders with at least 150 total tackles and 1 INT this season.

NFL DEFENDERS WITH 150+ TACKLES & 1 INT IN 2023

Player (Team)	TTs	INTs
Foye Oluokun (Jax.)	173	1
Roquan Smith (Bal.)	158	1
T.J. Edwards (Chi.)	153	3
C.J. Mosley (NYJ)	152	1

X In Week 10 vs. Cleveland, Smith posted a career-high 21 tackles, becoming the NFL's only player to reach 20 tackles in a single game this season and joining Hall of Fame LB Ray Lewis as the only two Ravens in franchise history to reach that mark.

SMITH'S LB RANKS SINCE 2018

SOLO TACKLES	TOTAL TACKLES	INTs	TFL
1	2	3T	8
534	850	9	59

TOTAL TACKLES LEADERS / 2023

Rk.	Player (Team)	TTs
1.	Bobby Wagner (Sea.)	183
2.	Zaire Franklin (Ind.)	179
3.	Alex Singleton (Den.)	175
4.	Foye Oluokun (Jax.)	173
5.	Azeez Al-Shaair (Ten.)	163
6.	Roquan Smith (Bal.)	158
7.	T.J. Edwards (Chi.)	153
8.	C.J. Mosley (NYJ)	152
9.	Bobby Okereke (NYG)	149
10.	Robert Spillane (LV)	148



IN LEGENDARY COMPANY

Smith became the first player since Hall of Famer Ray Lewis (1996-2000) to post at least 100 tackles, 2 sacks and 1 INT in each of the first five years of a career (2018-22).



ROQUAN SMITH
(2018-22)



RAY LEWIS
(1996-2000)

Year	TTs	Sacks	INTs	Year	TTs	Sacks	INTs
2022	169	4.5	3	2000	187	3	2
2021	163	3	1	1999	198	3.5	3
2020	139	4	2	1998	154	3	2
2019	100	2	1	1997	210	4	1
2018	121	5	1	1996	142	2.5	1

ONE OF THREE OVER FIRST SIX

Smith (2018-23) is one of three players since at least 2000 (when data became available) to accumulate at least 700 tackles, 50 TFL and 6 INTs over the first six seasons of a career, joining LBs Lavonte David and 7-time Pro Bowler Luke Kuechly (who both accomplished the feat from 2012-17).

700 TACKLES, 50 TFL & 6 INTs OVER FIRST SIX YEARS IN THE NFL / SINCE 2000

ROQUAN SMITH
(2018-22)

LAVONTE DAVID
(2012-17)

LUKE KUECHLY
(2012-17)



850 TACKLES
59 TFL
9 INTs

764 TACKLES
93 TFL
10 INTs

818 TACKLES
51 TFL
15 INTs

SMITH TACKLES MORE FEATS

75+

Finishing with 169 total tackles between Baltimore (86) and Chicago (83) in 2022, Smith became the first player since at least 2000 (when data became available) to record 75+ tackles with multiple teams.

10+

Smith's 43 outings (including eight in 2023) with 10+ tackles since entering the league in 2018 are second most in the NFL's (46, Bobby Wagner).

PLAYER NOTES - HAMILTON



KYLE HAMILTON

#14 | SAFETY

1X PRO BOWLER

1X FIRST-TEAM ALL-PRO

"Kyle Hamilton has unbelievable ability. I told you that he was going to be a Pro Bowl-type of player. He does everything; he covers, he blitzes, and he tackles. There's nothing that kid can't do."

- Pass game coordinator/secondary coach Chris Hewitt on S Kyle Hamilton

THE SWISS ARMY KNIFE

With double-digits in both PD (13) and TFL (10) in 2023, S Kyle Hamilton became the first Raven ever to achieve those marks in a single season and the first NFL DB to post at least 4 INTs, 10 PD and 10 TFL in a season since Tyrann Mathieu in 2015.

NFL DBs WITH 4+ INTs, 10+ PD AND 10+ TFL IN A SINGLE SEASON / SINCE 2000

Player (Year)	INTs	PD	TFL
Kyle Hamilton (2023)	4	13	10
Tyrann Mathieu (2015)	5	17	11
Adrian Wilson (2009)	5	13	11

OFF TO A HOT START

✗ Scored his first-career INT-TD off his own deflected pass on the second play from scrimmage in Week 10 vs. Cle. (11/12/23), setting a franchise record for fastest defensive score in a game (40 seconds)


ATTACKING THE BACKFIELD

In Week 3, Hamilton had a career day, posting a single-game best 3 sacks, while adding 9 tackles (7 solo), 1 FF and 1 PD. He became the youngest defensive back (at 22 years & 192 days old) with 3 sacks in a game since 1982, when the individual sack became an official statistic.


YOUNGEST NFL DBs WITH 3+ SACKS IN A SINGLE GAME / SINCE DATA WAS AVAILABLE



KYLE HAMILTON
BAL. VS. IND. [9/24/23]
22 YEARS, 192 DAYS



MIKE HILTON
PIT. AT HOV. [12/25/17]
23 YEARS, 291 DAYS



JAMAL ADAMS
NYJ AT WAS. [11/17/19]
24 YEARS, 31 DAYS

PROHIBITING THE PASS

In 2023, Hamilton permitted an NFL-safety-low 38.4 passer rating (min. 40 targets) in coverage for the Ravens.

DEFENSIVE PASSER RATING ALLOWED / AMONG 2023 NFL SAFETIES (MIN. 40 TARGETS)

Rk.	Player (Team)	Def. PR
1.	Kyle Hamilton (Bal.)	38.4
2.	Julian Blackmon (Ind.)	46.6
3.	Tyrann Mathieu (NO)	60.6
4.	Rayshawn Jenkins (Jax.)	62.5
5.	Geno Stone (Bal.)	63.8

NO-FLY ZONE

With 2 INTs in Week 16 at San Francisco, Hamilton became the youngest Raven in franchise history (22 years, 284 days) with a multi-pick performance. Hamilton's performance on Sunday Night Football vs. the 49ers earned him Week 16 AFC Defensive Player of the Week honors.

YOUNGEST RAVENS W/ 2 INTs IN A SINGLE GAME



Player	Age (Days)	Date
Kyle Hamilton	22 (284)	12/25/23
Ralph Staten	24 (4)	12/7/97
Ray Lewis	23 (191)	11/22/98
Dawan Landry	23 (303)	10/29/06
Ed Reed	24 (60)	11/10/02

✗ In total, the defense recorded 5 INTs (2 by Hamilton and 1 apiece for Marlon Humphrey, Patrick Queen & Marcus Williams) on the night, which tied for the most in single-game franchise history.

ONE FOR THE HISTORY BOOKS

With 10 TFL in his sophomore season, Hamilton surpassed S Ed Reed's record (2003) for most TFL (8) by a DB in Ravens single-season history.

TFL BY RAVENS DBs / SINGLE-SEASON HISTORY

Rk.	Player	TFL
1.	Kyle Hamilton (2023)	10
2.	Ed Reed (2003)	8
3.	Tony Jefferson (2017)	7
4.	Gary Baxter (2003)	6
	Will Hill (2015)	6
	Tony Jefferson (2018)	6
	Bernard Pollard (2012)	6
	Ed Reed (2004)	6

A PROLIFIC PLAYOFF DEBUT

✗ Finishing with a team-high 9 tackles (5 solo), 1 FF & 1 FR, S Kyle Hamilton became the first player in Ravens history to record at least 1 FF and 1 FR in a playoff debut (1/15/23 at Cin.).

✗ His 9 tackles also tied LB C.J. Mosley (1/3/15 at Pit.) for the second most by a Raven in a playoff debut, trailing only DL Marques Douglas (13 – 1/3/04 vs. Ten.).

PLAYER NOTES – HUMPHREY



MARLON HUMPHREY
#44 | CORNERBACK

3X PRO BOWLER

1X FIRST-TEAM ALL-PRO

**MOST FORCED FUMBLES
NFL DEFENDERS / 2020 SEASON**

Marlon Humphrey (Bal.)	8
Haason Reddick (Ari.)	6
11 Players Tied	4

PERFECTING THE PUNCH-OUT

CB Marlon Humphrey's 8 FFs in 2020 were the second most by a DB in NFL history (records kept since 2000).

MOST FORCED FUMBLES / DEFENSIVE BACKS NFL SINGLE-SEASON HISTORY (RECORDS KEPT SINCE 2000)

Rk.	Player (Year)	FFs
1.	Charles Tillman (2012)	10
2.	Marlon Humphrey (2020)	8
	Chris Harris (2007)	8
4.	Josh Norman (2021)	7
5.	Oshiomogho Atogwe (2008)	6
	Brian Dawkins (2008)	6
	Roman Harper (2010)	6
	Charles Tillman (2009)	6

MARLON IN GOOD COMPANY

Humphrey is just the third defender in franchise history to register double-digit INTs (13) and double-digit FFs (13) throughout a Ravens career. He stands with Hall of Famers LB Ray Lewis (31 INTs & 19 FFs) and S Ed Reed (61 INTs & 11 FFs) as the only Ravens to accomplish this feat. In 2022, Humphrey produced 3 INTs and 1 FF.

ALL-TIME DEFENDERS W/ DOUBLE-DIGIT INTERCEPTIONS & FORCED FUMBLES (IN A RAVENS CAREER)

Player (Years)	INTs	FFs
Ray Lewis (1996-2012)	31	19
Ed Reed (2002-12)	61	11
Marlon Humphrey (2017-present)	13	13



BALTIMORE DEFENDERS SINCE 2017

INTERCEPTIONS / SINCE 2017

Rk.	Player	INTs
1.	Marlon Humphrey	13
2.	Geno Stone	8
	Marcus Peters	8

PASSES DEFENSED / SINCE 2017

Rk.	Player	PD
1.	Marlon Humphrey	76
2.	Chuck Clark	32
3.	Brandon Carr	29
4.	Jimmy Smith	28

FORCED FUMBLES / SINCE 2017

Rk.	Player	FFs
1.	Marlon Humphrey	13
2.	Matt Judon	7
3.	Marcus Peters	6

MARLON MAKES IMPACTFUL PLAYS

✗ In 2022, Humphrey, ILB Roquan Smith, DE Aidan Hutchinson and DB L'Jarius Sneed were the only players in the NFL to produce at least 3 INTs and 3 sacks.

✗ Baltimore has only lost two games (14-2) when Humphrey records a takeaway (2021 vs. Cin. & 2022 vs. Buf.).

✗ In 2020, Humphrey led the NFL with 8 FFs (also standing as a Ravens' single-season record), en route to earning his second Pro Bowl nod.

✗ In 2020, Humphrey was one of only two NFL defenders (Jason Pierre-Paul) to record at least 2 sacks (2.5), 4 FFs (8) and 6 PD (8). He also became the first DB to register at least 8 FFs and a sack in NFL single-season history (records kept since 2000).

✗ Humphrey's 70-yard FR-TD vs. NE in Week 9 of the 2019 season is the longest FR return in Ravens franchise history.


MARLON THE MAGNET

Since entering the league in 2017, Humphrey's 76 PD tie for the seventh most among all NFL players.

PASSES DEFENSED / ALL NFL PLAYERS / SINCE 2017

Rk.	Player (Team)	PD
1.	James Bradberry (Phi.)	102
	Darius Slay (Phi.)	100
3.	Xavien Howard (Mia.)	89
4.	Marshon Lattimore (NO)	86
5.	Jalen Ramsey (Mia.)	83
6.	Stephon Gilmore (Dal.)	78
7.	Marlon Humphrey (Bal.)	76
	Denzel Ward (Cle.)	76
9.	Rasul Douglas (Buf.)	74
10.	Carlton Davis (TB) / Kendall Fuller (Was.)	73

PLAYER NOTES – WILLIAMS & STONE



MARCUS WILLIAMS

#32 | SAFETY

“He has great instincts, eyes, range and ball-hawking ability. He’s a good support player down low. He can come down effectively and make tackles. He’s just a guy who has an opportunity to make critical plays in critical situations.”

– EVP & GM Eric DeCosta on S Marcus Williams

DYNAMIC DUO

In 2022, S Marcus Williams and CB Marlon Humphrey made up one of the NFL’s two duos (Patrick Peterson & Harrison Smith - Min.) to record at least 5 takeaways each.



MARCUS WILLIAMS			MARLON HUMPHREY		
5	4	1	5	2	3
Takeaways	INTs	FR	Takeaways	INTs	FRs

RANKS SINCE WILLIAMS ENTERED THE NFL

ACTIVE NFL SAFETIES / SINCE 2017

MOST INTERCEPTIONS

Rk.	Player	INTs
1.	Kevin Byard (Phi.)	28
	Justin Simmons (Den.)	28
3.	Quandre Diggs (Sea.)	24
	Tyrann Mathieu (NO)	24
5.	Jordan Poyer (Buf.)	22
	Harrison Smith (Min.)	22
7.	Marcus Williams (Bal.)	20
	Jessie Bates III (Atl.)	20

HIGHEST INT-RETURN AVG. (MIN. 12 INTs)

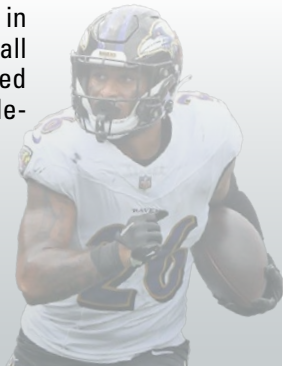
Rk.	Player	Avg.
1.	Tashaun Gipson (SF)	22.4
2.	Minkah Fitzpatrick (Pit.)	20.2
3.	Eddie Jackson (Chi.)	16.8
4.	Quandre Diggs (Sea.)	16.0
	Tyrann Mathieu (NO)	16.0
6.	Marcus Williams (Bal.)	15.8

NFL'S TOP BALL HAWKS

S Geno Stone produced 7 INTs in 2023, the second-most among all NFL defenders. His 7 picks also tied for fourth most by a Raven in single-season history.

NFL INTs LEADERS / 2023 SEASON

Rk.	Player (Team)	INTs
1.	DaRon Bland (Dal.)	9
2.	Geno Stone (Bal.)	7
3.	Jessie Bates III (Atl.)	6
4.	3 other players	5




PERSISTENT PRO

Stone's string of four consecutive games (Weeks 6-9) with a pick in 2023 ranks as the second-longest streak in franchise history (trailing only DB Eric Turner's five-game streak in 1996).

TWO BIRDS WITH ONE STONE

With a pick in Week 9 vs. Seattle, Stone became just the fourth NFL player in the last 10 seasons and the first Raven in franchise history to post at least 6 INTs and 30 total tackles through the first nine games of a single season.

PLAYERS WITH AT LEAST 6 INTs AND 30 TOTAL TACKLES – IN THE FIRST NINE GAMES OF A SINGLE SEASON / SINCE 2014 –



GENO STONE (2023) 6 INTs & 34 TTs	C. GARDNER-JOHNSON (2022) 6 INTs & 48 TTs	KEVIN BYARD (2017) 6 INTs & 51 TTs	TASHAUN GIPSON (2014) 6 INTs & 42 TTs
--	--	---	--



GENO STONE

#26 | SAFETY

MOST INTs IN A SINGLE SEASON / FRANCHISE HISTORY

Ed Reed (2008 & 2004)	9
Ed Reed (2010)	8
Geno Stone (2023)	7
Ed Reed (2007 & 2003)	7
Rod Woodson (1999)	7

PLAYER NOTES – MADUBUIKE



JUSTIN MADUBUIKE
#92 | DEFENSIVE TACKLE

1x PRO BOWLER
1x SECOND-TEAM ALL-PRO

"He's humble, he's determined, he's confident, and he wants to be the best player he can be. There's nothing about him that isn't an A-plus."
– Head coach John Harbaugh on DT Justin Madubuike

THIS JUST IN ... MADUBUIKE IS ON FIRE!

In Week 15, DT Justin Madubuike became the sixth Raven in franchise history to post at least a dozen sacks in a single season. His 13 sacks in 2023 rank as the sixth most by a Raven in single-season franchise history.

MOST SACKS IN A SINGLE SEASON / NFL HISTORY

Rk.	Player (Year)	Sacks
1.	Elvis Dumervil (2014)	17
2.	Peter Boulware (2001)	15
3.	Michael McCrary (1998)	14.5
4.	Terrell Suggs (2011)	14
5.	Justin Madubuike (2023)	13
	Trevor Pryce (2006)	13
7.	Terrell Suggs (2014 & 2003)	12
9.	Peter Boulware (1997)	11.5
	Michael McCrary (1999)	11.5

MADUBEAST MAKING HISTORY

In Week 15 at Jacksonville, Madubuike recorded a half-sack in his 11th-consecutive game, tying two other players for the longest such streak in single-season NFL history. Earlier this season, Madubuike also made Ravens history with six consecutive games posting at least a full sack (Week 6-11).

CONSECUTIVE GAMES WITH AT LEAST A HALF-SACK – SINGLE-SEASON NFL HISTORY –



11 GAMES
[2023]

11 GAMES
[2021]

11 GAMES
[2018]

10 GAMES
[2002]

10 GAMES
[1991]

A QUARTERBACK'S NIGHTMARE

Madubuike's 13 sacks in 2023 were the fourth most among all NFL defensive linemen and the most among NFL DTs.

2023 SACKS LEADERS / AMONG NFL D-LINEMEN

Rk.	Player (Team)	Sacks
1.	Trey Hendrickson (Cin.)	17.5
2.	Myles Garrett (Cle.)	14.5
3.	Maxx Crosby (LV)	14.0
4.	Justin Madubuike (Bal.)	13.0
5.	Jonathan Greenard (Hou.)	12.5
	Montez Sweat (Chi.)	12.5

2023 SACKS LEADERS / AMONG NFL D-TACKLES

Rk.	Player (Team)	Sacks
1.	Justin Madubuike (Bal.)	13.0
2.	Chris Jones (KC)	10.5
3.	Zach Sieler (Mia.)	10.0
4.	Ed Oliver (Buf.)	9.5
5.	Christian Wilkins (Mia.)	9.0

RACKING UP SACKS AT HOME

- ✗ Madubuike posted at least 1 sack in seven of Baltimore's nine home games in 2023. No other NFL player had more than six.
- ✗ His seven home games with a sack are the most by a Raven since Michael McCrary's mark of seven home games during the 1998 season.

BREAK OUT CAMPAIGN

In his fourth season, Madubuike *shattered* his previous single-season highs (all set in 2022) in all major statistical categories.

He also posted his first-career FRs in Week 7 (vs. Det.) and Week 15 (at Jax.).

MADUBUIKE'S CAREER HIGHS

Stat	2022	2023
Total Tackles	42	56
Solo Tackles	25	38
Sacks	5.5	13.0
Sack Yards	20.5	89.5
TFL	8	12
QBHs	9	33

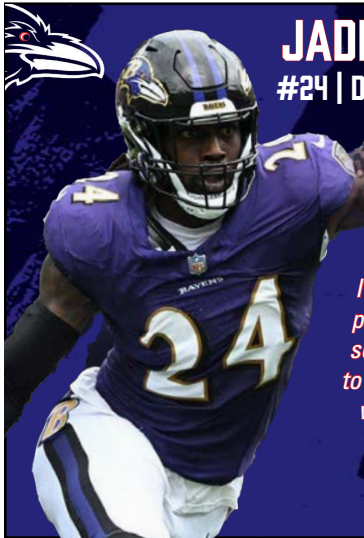


Madubuike

TRIPLE-THREAT

- ✗ Madubuike, DE/OLB Jadeveon Clowney (9.5) and OLB Kyle Van Noy (9) made up one of two (Miami) team trios to have at least three defenders post 9+ sacks in 2023.
- ✗ The 2023 trio is only outmatched by Baltimore's 2006 quartet (Trevor Pryce, Bart Scott, Terrell Suggs and Adalius Thomas) of 9+ sack defenders in franchise history.

PLAYER NOTES - CLOWNEY & QUEEN



JAVEVEON CLOWNEY

#24 | DEFENSIVE END / OUTSIDE LB

3x PRO BOWLER

"He is a guy that we didn't necessarily expect to have at the beginning of the season. I've always admired the way he played, his energy level. You can see it. He's been a great addition to our team. He's another guy who was always a Raven and didn't know it until he got here."

- Head coach John Harbaugh on DE/OLB Jadeveon Clowney

MONSTER PERFORMANCES

DE/OLB Jadeveon Clowney owns two of the NFL's three single-game outputs of at least 4 TFL, 2 sacks and 1 FR-TD since data became available in 2000 (also Jason Gildon, vs. Det. on 12/23/01).

AT LEAST 4 TACKLES FOR LOSS, 2 SACKS AND 1 FR-TD - IN A SINGLE GAME / SINCE 2000 -



JAVEVEON CLOWNEY
(9/30/18 at Ind.)



JAVEVEON CLOWNEY
(9/24/17 at NE)



JASON GILDON
(12/23/01 vs. Det.)

CLOWNEY'S QUICK HIT

X From 2017-19, Clowney was the NFL's only defender to post at least 40 TFL, 7 FFs and 7 FRs. He and DE Chandler Jones (28) finished as 2017's only NFL defenders to reach 20 TFL.

CLOSING IN ON TRIPLE DIGITS

MOST TACKLES FOR LOSS / ACTIVE NFL DEFENDERS

Rk.	Player (Career Season Number)	TFL
1.	Aaron Donald (10)	176
2.	Calais Campbell (16)	175
3.	Von Miller (13)	164
4.	Lavonte David (12)	160
5.	Cameron Jordan (13)	153
6.	Khalil Mack (10)	136
7.	Justin Houston (13)	131
8.	Brandon Graham (14)	120
9.	Cameron Heyward (13)	118
10.	Danielle Hunter (8)	107
	T.J. Watt (7)	107
12.	Demario Davis (12)	105
13.	Jadeveon Clowney (10)	99
14.	Jerry Hughes (14)	96

QUEEN'S REIGN

ILB Patrick Queen is one of just four NFL defenders to post at least 4 INTs, 5 FFs and 6 FRs since 2020 (when Queen entered the league).

NFL DEFENDERS WITH 4+ INTs, 5+ FFs AND 6+ FRs SINCE 2020

Player (Team)	INTs	FFs	FRs
Foye Oluokun (Jax.)	6	8	6
Patrick Queen (Bal.)	4	5	6
T.J. Watt (Pit.)	4	12	6
Antoine Winfield Jr. (TB)	7	11	8

CLAIMING HIS CROWN

- X** One of three NFL LBs (also Demario Davis & Haason Reddick) to post at least 9 TFL in each of the last four seasons
- X** Became the third defender in franchise history (Ray Lewis - eight & C.J. Mosley - three) to record three seasons with at least 100 tackles, 1 FF and 1 FR (2020, 2022-23)

RO-QUEEN ARE A DYNAMIC DUO

In Week 1, Queen and ILB Roquan Smith became the first duo in franchise history to each post at least 10 tackles and 1 sack in a single game. They are also the only NFL defenders with at least 400 tackles, 10 sacks and 7 takeaways since 2020.

QUEEN & SMITH 2023 WEEK 1 STATLINE



PATRICK QUEEN

11 TACKLES
3 SOLO TACKLES
1 SACK



ROQUAN SMITH

16 TACKLES
8 SOLO TACKLES
1 SACK



PATRICK QUEEN

#6 | INSIDE LINEBACKER

1x PRO BOWLER

1x SECOND-TEAM ALL-PRO

3x RAVENS TACKLE LEADER
117 IN 2022, 98 IN 2021
& 105 IN 2020

133
TACKLES IN 2023
[CAREER HIGH]

PLAYER NOTES - TUCKER



JUSTIN TUCKER
#9 | KICKER

- 12X** PLAYER OF THE WEEK (FRANCHISE RECORD)
- 7X** AFC SPECIAL TEAMS PLAYER OF THE MONTH
- 7X** PRO BOWLER
- 5X** FIRST-TEAM ALL-PRO
- 2X** SECOND-TEAM ALL-PRO

TUCKER RANKS NO. 1 ALL TIME

Six-time Pro Bowl K Justin Tucker, the most accurate kicker ever, owns a 90.2% success mark.

BEST CAREER FIELD GOAL PERCENTAGE (NFL HISTORY / MIN. 100 ATTEMPTS)

Rk.	Player (Team)	FGM - FGA	Pct.
1.	Justin Tucker (Bal.)	395-438	90.2
2.	Harrison Butker (KC)	197-221	89.1
3.	Eddy Pineiro (Car.)	89-100	89.0
4.	Younghoe Koo (Atl.)	154-174	88.5
5.	Daniel Carlson (LV)	169-192	88.0

TUCKER HITS THE MARK

Since entering the league in 2012, K Justin Tucker ranks at or near the top of several NFL kicking categories:

<p>395 Field Goals Made</p> <p>NFL's Most Since 2012</p>	<p>1,649 Points Scored</p> <p>NFL's Most Since 2012</p>	<p>90.2 Career FG Percentage</p> <p>No. 1 in NFL History</p>
<p>173 40+ Yard FGM</p> <p>NFL's Most Since 2012</p>	<p>58 50+ Yard FGM</p> <p>Tied for No. 2 in NFL History</p>	<p>8 Games w/ Dual 50+ FGM</p> <p>No. 3 in NFL History</p>

TUCKER'S CHART TALK

MOST FIELD GOALS MADE / SINCE 2012 / ACTIVE KICKERS

Rk.	Player (Team)	FGM
1.	Justin Tucker (Bal.)	395
2.	Greg Zuerlein (NYJ)	329
3.	Matt Prater (Ari.)	310
4.	Mason Crosby (NYG)	269
	Nick Folk (Ten.)	269

MOST POINTS SCORED / SINCE 2012 / ACTIVE KICKERS

Rk.	Player (Team)	Points
1.	Justin Tucker (Bal.)	1,649
2.	Matt Prater (Ari.)	1,377
3.	Greg Zuerlein (NYJ)	1,369
4.	Mason Crosby (NYG)	1,290
5.	Graham Gano (NYG)	1,120

FGM FROM 50-PLUS YARDS / NFL HISTORY

Rk.	Player (GP)	50+ FGM
1.	Matt Prater (250)	80
2.	Justin Tucker (195)	58
	Sebastian Janikowski (284)	58
4.	Jason Hanson (327)	52

CRUNCHTIME NOTES

✗ Tucker connected on 65 consecutive fourth-quarter/OT FGs without a miss from 9/11/16-11/20/22 and 82 consecutive second-half/OT FGAs without a miss from 11/19/17-11/27/22, marking the longest such streaks in NFL history. A potential game-winning, career-long 67-yard FGA at Jax. (11/27/22) snapped his record-long streaks.

✗ Tucker is 27-of-30 (90.0%) in the final two minutes of regulation, 19-of-20 (90.0%) on tries in the final minute of regulation and a perfect 5-of-5 on OT attempts throughout his career.

✗ Tucker owns seven career regular season game-winning FGs with no time remaining in regulation, marking the most by a kicker in NFL history. Of those seven, four occurred while his team was trailing, also marking the most in NFL history.

19 GAME-WINNING FIELD GOALS (REG. + POST.)

- 2022: Week 5 vs. Cin., 43 yds
- 2021: Week 9 vs. Min., 36 yds OT
- 2021: Week 3 at Det., 66 yds*
- 2020: Week 14 at Cle., 55 yds
- 2019: Week 13 vs. SF, 49 yds
- 2019: Week 5 at Pit., 46 yds OT
- 2018: Week 11 vs. Cin., 24 yds
- 2016: Week 3 at Jax., 53 yds
- 2016: Week 2 at Cle., 49 yds
- 2015: Week 11 vs. STL, 47 yds
- 2015: Week 8 vs. SD, 39 yds
- 2015: Week 4 at Pit., 52 yds OT
- 2014: Week 3 at Cle., 32 yds
- 2013: Week 15 at Det., 61 yds
- 2013: Week 10 vs. Cin., 46 yds OT
- 2013: Week 5 at Mia., 44 yds
- 2012: Div. at Den., 47 yds 2OT
- 2012: Week 12 at SD, 38 yds OT
- 2012: Week 3 vs. NE, 27 yds

*NFL Record

PLAYER NOTES - TUCKER

LONGEST FIELD GOALS MADE / NFL HISTORY

Player (Date)	Distance	Player (Date)	Distance
Justin Tucker (9/26/21)	66	Jason Elam (10/25/98)	63
Matt Prater (12/8/13)	64	Graham Gano (10/7/18)	63
David Akers (9/9/12)	63	S. Janikowski (9/12/11)	63
Tom Dempsey (11/8/70)	63	Brett Maher (10/20/19)	63

TUCKER TIDBITS

- ✗ In 2023, Tucker set a new career best and single-season franchise record with 147 points, marking the NFL's second-most points. His seventh season with 140+ points tied (K Stephen Gostkowski) for the most in NFL history. Tucker posted his ninth-ever season with at least 30 FGM. Incredibly no other kicker in NFL history has registered more than five such seasons. Additionally, he tied K Morten Andersen for the most Pro Bowls (seven) by a kicker in NFL history.
- ✗ In 2022, Tucker posted a league-leading 37 FGs and AFC-high 142 points scored, en route to his sixth-career Pro Bowl honor. He was 1 point shy of Jason Myers' league-leading 143 points with Seattle.
- ✗ Tucker's 94.2 career FG% in the second half/OT (195-of-207) ranks as the NFL's best such mark of all time (minimum 50 attempts).
- ✗ Since PATs were moved back to the 15-yard line in 2015, Tucker (354-of-360) has produced the NFL's best PAT percentage (98.3, minimum 100 attempts).
- ✗ Tucker owns the most FGM (395), multi-FG performances (121) and points scored (1,649) by a player in Years 1-12 in NFL history.
- ✗ Tucker's 6 FGs on 12/16/13 at Det. set a team record (later tied on 10/15/23 at Ten. in London) and a single-game NFL high in 2013. He became the first kicker ever to connect from the 20-, 30-, 40-, 50- & 60-yard range in a game.
- ✗ An NFL single-season record 24 of Tucker's 38 FGM in 2016 came from 40 yards or beyond, while his 10 FGM of 50-plus yards in 2016 tie (Blair Walsh, 2012 & Brandon McManus, 2020) for the most in NFL history. (Tucker was a perfect 10-for-10 from 50 yards and out in 2016.)

PRO BOWLS BY A KICKER IN NFL HISTORY

PRO BOWL HONORS / KICKERS / NFL HISTORY

Rk.	Player	No.
1.	Justin Tucker	7
	Morten Andersen	7
3.	David Akers	6
	Jan Stenerud	6
5.	Gary Anderson	5
	Sam Baker	5
	Jim Bakken	5
	Stephen Gostkowski	5

- 395** FGM in Tucker's career, marking the most in franchise history
- 1,649** points scored in Tucker's career, marking the most in Ravens history overall and by any NFL player in Years 1-12
- 58** FGM from 50+ yards, tied for the second most in NFL history
- 147** points scored by Tucker in 2023, marking a franchise record and a personal single-season high

RAVENS CHARTS

MOST POINTS SCORED		MOST FIELD GOALS MADE	
Rk.	Name (Seasons) Points	Rk.	Name (Seasons) FGM
1.	Justin Tucker (2012-23) ..1,649	1.	Justin Tucker (2012-23) ... 395
2.	Matt Stover (1996-2008) .. 1,464	2.	Matt Stover (1996-2008) ... 354
3.	Billy Cundiff (2009-11)294	3.	Billy Cundiff (2009-11)66
4.	Jamal Lewis (2000-06).....284	4.	Stephen Hauschka (2008-09) .. 10
5.	Ray Rice (2008-13)..... 260	5.	Shayne Graham (2011)2

TUCKER'S SPLITS

Tucker, the most accurate kicker in NFL history, owns a 90.2% success mark (395-of-438).

Home 191-215 .. 88.8%	20-29 107-107 .. 100%
Away204-223 . 91.5%	30-39 115-118 .. 97.5%
vs. AFC 283-315 .. 89.8%	40-49 115-128 .. 89.8%
vs. NFC 112-123 .. 91.1%	50+58-85... 68.2%
AFC North	.. 146-162 .. 90.1%	2012 30-33... 90.9%
1st Qtr.68-79... 86.1%	2013 38-41... 92.7%
2nd Qtr. 132-152 .. 86.8%	201429-34... 85.3%
3rd Qtr.67-69... 97.1%	201533-40... 82.5%
4th Qtr 123-133 .. 92.5%	201638-39... 97.4%
Overtime5-5.... 100%	201734-37... 91.9%
		201835-39... 89.7%
		201928-29... 96.6%
		202026-29... 89.7%
		202135-37... 94.6%
		202237-43... 86.0%
		202332-37... 86.5%

FAST & FURIOUS

Since entering the league in 2012, K Justin Tucker has reached several marks faster than any other player in NFL history:



ALPHABETICAL ROSTER

NO.	NAME	POS	HT	WT	AGE	EXP	COLLEGE	HOMETOWN	HOW ACQ
15	Agholor, Nelson	WR	6-0	200	30	9	USC	Tampa, FL	UFA (NE) '23
89	Andrews, Mark	TE	6-5	247	28	6	Oklahoma	Scottsdale, AZ	D3b '18
71	Aumavae-Laulu, Malaesala	G/T	6-5	325	24	R	Oregon	Hilo, HI	D6 '23
7	Bateman, Rashod	WR	6-1	197	24	3	Minnesota	Tifton, GA	D1a '21
3	Beckham Jr., Odell	WR	5-11	200	31	9	LSU	New Orleans, LA	FA '23
66	Cleveland, Ben	G	6-6	370	25	3	Georgia	Toccoa, GA	D3a '21
24	Clowney, Jadeveon	DE/OLB	6-5	255	31	10	South Carolina	Rock Hill, SC	FA '23
31	Cook, Dalvin	RB	5-10	210	28	7	Florida State	Opa-locka, FL	FA '23
12	Cunningham, Malik	QB	6-1	198	25	R	Louisville	Montgomery, AL	FA '23
28	Darby, Ronald	CB	5-11	193	30	9	Florida State	Oxon Hill, MD	FA '23
13	Duvernay, Devin	WR	5-11	202	26	4	Texas	Sachse, TX	D3b '20
35	Edwards, Gus	RB	6-1	238	28	6	Rutgers	Staten Island, NY	FA '18
77	Faalele, Daniel	T	6-8	380	24	2	Minnesota	Melbourne, Australia	D4a '22
4	Flowers, Zay	WR	5-9	182	23	R	Boston College	Fort Lauderdale, FL	D1 '23
14	Hamilton, Kyle	S	6-4	220	22	2	Notre Dame	Atlanta, GA	D1a '22
40	Harrison, Malik	LB	6-3	259	25	4	Ohio State	Columbus, OH	D3c '20
43	Hill, Justice	RB	5-10	197	26	5	Oklahoma State	Tulsa, OK	D4a '19
44	Humphrey, Marlon	CB	6-0	201	27	7	Alabama	Hoover, AL	D1 '17
2	Huntley, Tyler	QB	6-1	204	26	4	Utah	Hallandale Beach, FL	FA '20
8	Jackson, Lamar	QB	6-2	215	27	6	Louisville	Pompano Beach, FL	D1b '18
17	Johnson, Josh	QB	6-3	214	37	9	San Diego	Oakland, CA	FA '23
98	Jones, Travis	DT	6-4	338	24	2	Connecticut	New Haven, CT	D3 '22
88	Kolar, Charlie	TE	6-6	257	25	2	Iowa State	Norman, OK	D4c '22
80	Likely, Isaiah	TE	6-4	241	23	2	Coastal Carolina	Cambridge, MA	D4e '22
64	Linderbaum, Tyler	C	6-2	305	23	2	Iowa	Solon, IA	D1b '22
92	Madubuike, Justin	DT	6-3	305	26	4	Texas A&M	McKinney, TX	D3a '20
10	Maulet, Arthur	CB	5-10	190	30	7	Memphis	New Orleans, LA	FA '23
65	Mekari, Patrick	OL	6-4	305	26	5	Cal-Berkeley	Westlake Village, CA	FA '19
78	Moses, Morgan	T	6-6	320	32	10	Virginia	North Chesterfield, VA	UFA (NYJ) '22
61	Mustipher, Sam	C	6-2	332	27	4	Notre Dame	Owings Mills, MD	FA '23
69	Ott, Tyler	LS	6-3	253	31	9	Harvard	Tulsa, OK	FA '23
99	Oweh, Odafe	OLB	6-5	257	25	3	Penn State	Howell, NJ	D1b '21
53	Phillips, Del'Shawn	LB	6-2	230	27	4	Illinois	Highland Park, MI	FA '22
58	Pierce, Michael	NT	6-0	355	31	7	Samford	Daphne, AL	FA '22
6	Queen, Patrick	ILB	6-0	230	24	4	LSU	Ventress, LA	D1 '20
42	Ricard, Patrick	FB	6-3	305	29	7	Maine	Spencer, MA	FA '17
95	Robinson, Tavius	OLB	6-6	258	25	R	Mississippi	Guelph, ON, Canada	D4 '23
76	Simpson, John	G	6-4	330	26	4	Clemson	Charleston, SC	FA '22
30	Simpson, Trenton	ILB	6-2	238	22	R	Clemson	Charlotte, NC	D3 '23
0	Smith, Roquan	ILB	6-1	236	26	6	Georgia	Montezuma, GA	TR (Chi.) '22
79	Stanley, Ronnie	T	6-6	315	29	8	Notre Dame	Las Vegas, NV	D1 '16
21	Stephens, Brandon	DB	6-1	215	26	3	Southern Methodist	Plano, TX	D3b '21
26	Stone, Geno	S	5-11	210	24	4	Iowa	New Castle, PA	FA '21
11	Stout, Jordan	P	6-3	207	25	2	Penn State	Cedar Bluff, VA	D4d '22
9	Tucker, Justin	K	6-1	188	34	12	Texas	Austin, TX	FA '12
97	Urban, Brent	DE	6-7	309	32	10	Virginia	Mississauga, ON, Canada	UFA (Chi.) '22
50	Van Noy, Kyle	OLB	6-3	250	32	10	Brigham Young	Reno, NV	FA '23
16	Wallace, Tylan	WR	5-11	198	24	3	Oklahoma State	Fort Worth, TX	D4 '21
29	Washington, Ar'Darius	S	5-8	177	24	2	Texas Christian	Shreveport, LA	FA '21
96	Washington, Broderick	DE/DT	6-2	315	27	4	Texas Tech	Longview, TX	D5 '20
32	Williams, Marcus	S	6-1	207	27	7	Utah	Corona, CA	UFA (NO) '22
23	Ya-Sin, Rock	CB	5-11	195	27	5	Temple	Decatur, GA	FA '23
70	Zeitler, Kevin	G	6-4	340	33	12	Wisconsin	Waukesha, WI	FA '21

Practice Squad (15)

37	Adams, Andrew	S	5-11	202	30	8	Connecticut	Fayetteville, GA	FA '23
63	Doss, TyKeem	G	6-5	380	24	R	Southern Mississippi	Aliceville, AL	FA '23
33	Gordon III, Melvin	RB	6-1	215	30	9	Wisconsin	Kenosha, WI	FA '23
62	Manning, Tashawn	G	6-3	340	25	R	Kentucky	Apopka, FL	FA '23
38	Mason, Ben	FB/TE	6-3	265	24	1	Michigan	Newtown, CT	FA '22
45	Matthew, Christian	DB	6-2	195	27	2	Valdosta State	Columbus, GA	FA '23
91	Nichols, Rayshad	DT	6-2	305	24	1	Stephen F. Austin	Bridge City, LA	FA '22
51	Ross, Josh	ILB	6-0	229	24	2	Michigan	Southfield, MI	FA '22
93	Roy, Bravvion	DT	6-1	330	27	4	Baylor	Spring, TX	FA '23
82	Ryan, Sean	WR	6-3	200	25	R	Rutgers	Brooklyn, NY	FA '23
39	Swilling, Tre	CB	6-1	196	24	1	Georgia Tech	New Orleans, LA	FA '23
18	Treadwell, Laquon	WR	6-2	215	28	8	Mississippi	Chicago, IL	FA '23
85	Washington, Scotty	TE	6-5	245	26	1	Wake Forest	Washington, D.C.	FA '23
74	Wells, Josh	OL	6-6	306	33	10	James Madison	Mechanicsville, VA	FA '23
36	Wright, Owen	RB	5-9	217	24	R	Monmouth	Bethesda, MD	FA '23

Injured Reserve (7)

5	Armour-Davis, Jalyn	CB	6-1	197	24	2	Alabama	Mobile, AL	D4b '22
27	Dobbins, J.K.	RB	5-10	215	25	4	Ohio State	La Grange, TX	D2 '20
59	Hamm, Malik	OLB	6-3	250	23	R	Lafayette	Baltimore, MD	FA '23
34	Mitchell, Keaton	RB	5-8	191	22	R	East Carolina	McDonough, GA	FA '23
90	Ojabo, David	OLB	6-4	265	23	2	Michigan	Aberdeen, Scotland	D2 '22
22	Williams, Damarion	CB	5-10	180	25	2	Houston	Miami, FL	D4f '22
41	Worley, Daryl	DB	6-1	210	28	8	West Virginia	Philadelphia, PA	FA '21

Practice Squad/Injured Reserve (1)

25	Seymour, Kevon	CB	6-0	188	30	6	USC	Pasadena, CA	FA '21
----	----------------	----	-----	-----	----	---	-----	--------------	--------

Reserve/NFIN (4)

54	Bowser, Tyus	OLB	6-3	250	28	7	Houston	Tyler, TX	D2 '17
46	Moore, Nick	LS	6-2	260	31	3	Georgia	Snellville, GA	FA '20
##	Mullen, Trayvon	CB	6-2	190	26	5	Clemson	Coconut Creek, FL	FA '23
72	Vorhees, Andrew	G	6-6	310	25	R	USC	Kingsburg, CA	D7 '23

NUMERICAL ROSTER

NO.	NAME	POS	HT	WT	AGE	EXP	COLLEGE	HOMETOWN	HOW ACQ
0	Roquan Smith	ILB	6-1	236	26	6	Georgia	Montezuma, GA	TR (Chi.) '22
2	Tyler Huntley	QB	6-1	204	26	4	Utah	Hallandale Beach, FL	FA '20
3	Odell Beckham Jr.	WR	5-11	200	31	9	LSU	New Orleans, LA	FA '23
4	Zay Flowers	WR	5-9	182	23	R	Boston College	Fort Lauderdale, FL	D1 '23
6	Patrick Queen	ILB	6-0	230	24	4	LSU	Ventress, LA	D1 '20
7	Rashod Bateman	WR	6-1	197	24	3	Minnesota	Tifton, GA	D1a '21
8	Lamar Jackson	QB	6-2	215	27	6	Louisville	Pompano Beach, FL	D1b '18
9	Justin Tucker	K	6-1	188	34	12	Texas	Austin, TX	FA '12
10	Arthur Maulet	CB	5-10	190	30	7	Memphis	New Orleans, LA	FA '23
11	Jordan Stout	P	6-3	207	25	2	Penn State	Cedar Bluff, VA	D4d '22
12	Malik Cunningham	QB	6-1	198	25	R	Louisville	Montgomery, AL	FA '23
13	Devin Duvernay	WR	5-11	202	26	4	Texas	Sachse, TX	D3b '20
14	Kyle Hamilton	S	6-4	220	22	2	Notre Dame	Atlanta, GA	D1a '22
15	Nelson Agholor	WR	6-0	200	30	9	USC	Tampa, FL	UFA (NE) '23
16	Tylan Wallace	WR	5-11	198	24	3	Oklahoma State	Fort Worth, TX	D4 '21
17	Josh Johnson	QB	6-3	214	37	9	San Diego	Oakland, CA	FA '23
21	Brandon Stephens	DB	6-1	215	26	3	Southern Methodist	Plano, TX	D3b '21
23	Rock Ya-Sin	CB	5-11	195	27	5	Temple	Decatur, GA	FA '23
24	Jadeveon Clowney	DE/OLB	6-5	255	31	10	South Carolina	Rock Hill, SC	FA '23
26	Geno Stone	S	5-11	210	24	4	Iowa	New Castle, PA	FA '21
28	Ronald Darby	CB	5-11	193	30	9	Florida State	Oxon Hill, MD	FA '23
29	Ar'Darius Washington	S	5-8	177	24	2	Texas Christian	Shreveport, LA	FA '21
30	Trenton Simpson	ILB	6-2	238	22	R	Clemson	Charlotte, NC	D3 '23
31	Dalvin Cook	RB	5-10	210	28	7	Florida State	Opa-locka, FL	FA '23
32	Marcus Williams	S	6-1	207	27	7	Utah	Corona, CA	UFA (NO) '22
35	Gus Edwards	RB	6-1	238	28	6	Rutgers	Staten Island, NY	FA '18
40	Malik Harrison	LB	6-3	259	25	4	Ohio State	Columbus, OH	D3c '20
42	Patrick Ricard	FB	6-3	305	29	7	Maine	Spencer, MA	FA '17
43	Justice Hill	RB	5-10	197	26	5	Oklahoma State	Tulsa, OK	D4a '19
44	Marlon Humphrey	CB	6-0	201	27	7	Alabama	Hoover, AL	D1 '17
50	Kyle Van Noy	OLB	6-3	250	32	10	Brigham Young	Reno, NV	FA '23
53	Del'Shawn Phillips	LB	6-2	230	27	4	Illinois	Highland Park, MI	FA '22
58	Michael Pierce	NT	6-0	355	31	7	Samford	Daphne, AL	FA '22
61	Sam Mustipher	C	6-2	332	27	4	Notre Dame	Owings Mills, MD	FA '23
64	Tyler Linderbaum	C	6-2	305	23	2	Iowa	Solon, IA	D1b '22
65	Patrick Mekari	OL	6-4	305	26	5	Cal-Berkeley	Westlake Village, CA	FA '19
66	Ben Cleveland	G	6-6	370	25	3	Georgia	Toccoa, GA	D3a '21
69	Tyler Ott	LS	6-3	253	31	9	Harvard	Tulsa, OK	FA '23
70	Kevin Zeitler	G	6-4	340	33	12	Wisconsin	Waukesha, WI	FA '21
71	Malaesala Aumavae-Laulu	G/T	6-5	325	24	R	Oregon	Hilo, HI	D6 '23
76	John Simpson	G	6-4	330	26	4	Clemson	Charleston, SC	FA '22
77	Daniel Faalele	T	6-8	380	24	2	Minnesota	Melbourne, Australia	D4a '22
78	Morgan Moses	T	6-6	320	32	10	Virginia	North Chesterfield, VA	UFA (NYJ) '22
79	Ronnie Stanley	T	6-6	315	29	8	Notre Dame	Las Vegas, NV	D1 '16
80	Isaiah Likely	TE	6-4	241	23	2	Coastal Carolina	Cambridge, MA	D4e '22
88	Charlie Kolar	TE	6-6	257	25	2	Iowa State	Norman, OK	D4c '22
89	Mark Andrews	TE	6-5	247	28	6	Oklahoma	Scottsdale, AZ	D3b '18
92	Justin Madubuike	DT	6-3	305	26	4	Texas A&M	McKinney, TX	D3a '20
95	Tavius Robinson	OLB	6-6	258	25	R	Mississippi	Guelph, ON, Canada	D4 '23
96	Broderick Washington	DE/DT	6-2	315	27	4	Texas Tech	Longview, TX	D5 '20
97	Brent Urban	DE	6-7	309	32	10	Virginia	Mississauga, ON, Canada	UFA (Chi.) '22
98	Travis Jones	DT	6-4	338	24	2	Connecticut	New Haven, CT	D3 '22
99	Odafe Oweh	OLB	6-5	257	25	3	Penn State	Howell, NJ	D1b '21

Practice Squad (15)

18	Laquon Treadwell	WR	6-2	215	28	8	Mississippi	Chicago, IL	FA '23
33	Melvin Gordon III	RB	6-1	215	30	9	Wisconsin	Kenosha, WI	FA '23
36	Owen Wright	RB	5-9	217	24	R	Monmouth	Bethesda, MD	FA '23
37	Andrew Adams	S	5-11	202	30	8	Connecticut	Fayetteville, GA	FA '23
38	Ben Mason	FB/TE	6-3	265	24	1	Michigan	Newtown, CT	FA '22
39	Tre Swilling	CB	6-1	196	24	1	Georgia Tech	New Orleans, LA	FA '23
45	Christian Matthew	DB	6-2	195	27	2	Valdosta State	Columbus, GA	FA '23
51	Josh Ross	ILB	6-0	229	24	2	Michigan	Southfield, MI	FA '22
62	Tashawn Manning	G	6-3	340	25	R	Kentucky	Apopka, FL	FA '23
63	TyKeem Doss	G	6-5	380	24	R	Southern Mississippi	Aliceville, AL	FA '23
74	Josh Wells	OL	6-6	306	33	10	James Madison	Mechanicsville, VA	FA '23
82	Sean Ryan	WR	6-3	200	25	R	Rutgers	Brooklyn, NY	FA '23
85	Scotty Washington	TE	6-5	245	26	1	Wake Forest	Washington, D.C.	FA '23
91	Rayshad Nichols	DT	6-2	305	24	1	Stephen F. Austin	Bridge City, LA	FA '22
93	Bravvion Roy	DT	6-1	330	27	4	Baylor	Spring, TX	FA '23

Injured Reserve (7)

5	Jalyn Armour-Davis	CB	6-1	197	24	2	Alabama	Mobile, AL	D4b '22
22	Damarion Williams	CB	5-10	180	25	2	Houston	Miami, FL	D4f '22
27	J.K. Dobbins	RB	5-10	215	25	4	Ohio State	La Grange, TX	D2 '20
34	Keaton Mitchell	RB	5-8	191	22	R	East Carolina	McDonough, GA	FA '23
41	Daryl Worley	DB	6-1	210	28	8	West Virginia	Philadelphia, PA	FA '21
59	Malik Hamm	OLB	6-3	250	23	R	Lafayette	Baltimore, MD	FA '23
90	David Ojabo	OLB	6-4	265	23	2	Michigan	Aberdeen, Scotland	D2 '22

Practice Squad/Injured Reserve (1)

25	Kevon Seymour	CB	6-0	188	30	6	USC	Pasadena, CA	FA '21
----	---------------	----	-----	-----	----	---	-----	--------------	--------

Reserve/NFIN (4)

##	Trayvon Mullen	CB	6-2	190	26	5	Clemson	Coconut Creek, FL	FA '23
46	Nick Moore	LS	6-2	260	31	3	Georgia	Snellville, GA	FA '20
54	Tyus Bowser	OLB	6-3	250	28	7	Houston	Tyler, TX	D2 '17
72	Andrew Vorhees	G	6-6	310	25	R	USC	Kingsburg, CA	D7 '23

POSITIONAL ROSTER

NO.	NAME	POS.	HT.	WT.	AGE	EXP.	COLLEGE	HOMETOWN	HOW ACQ.
QUARTERBACKS (4)									
2	Tyler Huntley	QB	6-1	204	26	4	Utah	Hallandale Beach, FL	FA '20
8	Lamar Jackson	QB	6-2	215	27	6	Louisville	Pompano Beach, FL	D1b '18
12	Malik Cunningham	QB	6-1	198	25	R	Louisville	Montgomery, AL	FA '23
17	Josh Johnson	QB	6-3	214	37	9	San Diego	Oakland, CA	FA '23
RUNNING BACKS (9)									
27	J.K. Dobbins (IR)	RB	5-10	215	25	4	Ohio State	La Grange, TX	D2 '20
31	Dalvin Cook	RB	5-10	210	28	7	Florida State	Opa-locka, FL	FA '23
33	Melvin Gordon III (PS)	RB	6-1	215	30	9	Wisconsin	Kenosha, WI	FA '23
34	Keaton Mitchell (IR)	RB	5-8	191	22	R	East Carolina	McDonough, GA	FA '23
35	Gus Edwards	RB	6-1	238	28	6	Rutgers	Staten Island, NY	FA '18
36	Owen Wright (PS)	RB/TE	5-9	217	24	R	Monmouth	Bethesda, MD	FA '23
38	Ben Mason (PS)	FB/TE	6-3	265	24	1	Michigan	Newtown, CT	FA '22
42	Patrick Ricard	FB	6-3	305	29	7	Maine	Spencer, MA	FA '17
43	Justice Hill	RB	5-10	197	26	5	Oklahoma State	Tulsa, OK	D4a '19
WIDE RECEIVERS (8)									
3	Odell Beckham Jr.	WR	5-11	200	31	9	LSU	New Orleans, LA	FA '23
4	Zay Flowers	WR	5-9	182	23	R	Boston College	Fort Lauderdale, FL	D1 '23
7	Rashod Bateman	WR	6-1	197	24	3	Minnesota	Tifton, GA	D1a '21
13	Devin Duvernay	WR	5-11	202	26	4	Texas	Sachse, TX	D3b '20
15	Nelson Agholor	WR	6-0	200	30	9	USC	Tampa, FL	UFA (NE) '23
16	Tylan Wallace	WR	5-11	198	24	3	Oklahoma State	Fort Worth, TX	D4 '21
18	Laquon Treadwell (PS)	WR	6-2	215	28	8	Mississippi	Chicago, IL	FA '23
82	Sean Ryan (PS)	WR	6-3	200	25	R	Rutgers	Brooklyn, NY	FA '23
TIGHT ENDS (4)									
80	Isaiah Likely	TE	6-4	241	23	2	Coastal Carolina	Cambridge, MA	D4e '22
85	Scotty Washington (PS)	TE	6-5	245	26	1	Wake Forest	Washington, D.C.	FA '23
88	Charlie Kolar	TE	6-6	257	25	2	Iowa State	Norman, OK	D4c '22
89	Mark Andrews	TE	6-5	247	28	6	Oklahoma	Scottsdale, AZ	D3b '18
OFFENSIVE LINE (14)									
61	Sam Mustipher	C	6-2	332	27	4	Notre Dame	Owings Mills, MD	FA '23
62	Tashawn Manning (PS)	G	6-3	340	25	R	Kentucky	Apopka, FL	FA '23
63	TyKeem Doss (PS)	G	6-5	380	24	R	Southern Mississippi	Aliceville, AL	FA '23
64	Tyler Linderbaum	C	6-2	305	23	2	Iowa	Solon, IA	D1b '22
65	Patrick Mekari	OL	6-4	305	26	5	Cal-Berkeley	Westlake Village, CA	FA '19
66	Ben Cleveland	G	6-6	370	25	3	Georgia	Toccoa, GA	D3a '21
70	Kevin Zeitler	G	6-4	340	33	12	Wisconsin	Waukesha, WI	FA '21
71	Malaesala Aumavae-Laulu	G/T	6-5	325	24	R	Oregon	Hilo, HI	D6 '23
72	Andrew Vorhees (R/NFI)	G	6-6	310	25	R	USC	Kingsburg, CA	D7 '23
74	Josh Wells (PS)	OL	6-6	306	33	10	James Madison	Mechanicsville, VA	FA '23
76	John Simpson	G	6-4	330	26	4	Clemson	Charleston, SC	FA '22
77	Daniel Faalele	T	6-8	380	24	2	Minnesota	Melbourne, Australia	D4a '22
78	Morgan Moses	T	6-6	320	32	10	Virginia	North Chesterfield, VA	UFA (NYJ) '22
79	Ronnie Stanley	T	6-6	315	29	8	Notre Dame	Las Vegas, NV	D1 '16
LINEBACKERS (12)									
0	Roquan Smith	ILB	6-1	236	26	6	Georgia	Montezuma, GA	TR (Chi.) '22
6	Patrick Queen	ILB	6-0	230	24	4	LSU	Ventress, LA	D1 '20
30	Trenton Simpson	ILB	6-2	238	22	R	Clemson	Charlotte, NC	D3 '23
40	Malik Harrison	LB	6-3	259	25	4	Ohio State	Columbus, OH	D3c '20
50	Kyle Van Noy	OLB	6-3	250	32	10	Brigham Young	Reno, NV	FA '23
51	Josh Ross (PS)	ILB	6-0	229	24	2	Michigan	Southfield, MI	FA '22
53	DelShawn Phillips	LB	6-2	230	27	4	Illinois	Highland Park, MI	FA '22
54	Tyus Bowser (R/NFI)	OLB	6-3	250	28	7	Houston	Tyler, TX	D2 '17
59	Malik Hamm (IR)	OLB	6-3	250	23	R	Lafayette	Baltimore, MD	FA '23
90	David Ojabo (IR)	OLB	6-4	265	23	2	Michigan	Aberdeen, Scotland	D2 '22
95	Tavius Robinson	OLB	6-6	258	25	R	Mississippi	Guelph, ON, Canada	D4 '23
99	Odafe Oweh	OLB	6-5	257	25	3	Penn State	Howell, NJ	D1b '21
DEFENSIVE BACKS (17)									
##	Trayvon Mullen (R/NFI)	CB	6-2	190	26	5	Clemson	Coconut Creek, FL	FA '23
5	Jalyn Armour-Davis (IR)	CB	6-1	197	24	2	Alabama	Mobile, AL	D4b '22
10	Arthur Maullet	CB	5-10	190	30	7	Memphis	New Orleans, LA	FA '23
14	Kyle Hamilton	S	6-4	220	22	2	Notre Dame	Atlanta, GA	D1a '22
21	Brandon Stephens	DB	6-1	215	26	3	Southern Methodist	Plano, TX	D3b '21
22	Damarion Williams (IR)	CB	5-10	180	25	2	Houston	Miami, FL	D4f '22
23	Rock Ya-Sin	CB	5-11	195	27	5	Temple	Decatur, GA	FA '23
25	Kevon Seymour (PSIR)	CB	6-0	188	30	6	USC	Pasadena, CA	FA '21
26	Geno Stone	S	5-11	210	24	4	Iowa	New Castle, PA	FA '21
28	Ronald Darby	CB	5-11	193	30	9	Florida State	Oxon Hill, MD	FA '23
29	Ar'Darius Washington	S	5-8	177	24	2	Texas Christian	Shreveport, LA	FA '21
32	Marcus Williams	S	6-1	207	27	7	Utah	Corona, CA	UFA (NO) '22
37	Andrew Adams (PS)	S	5-11	202	30	8	Connecticut	Fayetteville, GA	FA '23
39	Tre Swilling (PS)	CB	6-1	196	24	1	Georgia Tech	New Orleans, LA	FA '23
41	Daryl Worley (IR)	DB	6-1	210	28	8	West Virginia	Philadelphia, PA	FA '21
44	Marlon Humphrey	CB	6-0	201	27	7	Alabama	Hoover, AL	D1 '17
45	Christian Matthew (PS)	DB	6-2	195	27	2	Valdosta State	Columbus, GA	FA '23
DEFENSIVE LINE (8)									
24	Jadeveon Clowney	DE/OLB	6-5	255	31	10	South Carolina	Rock Hill, SC	FA '23
58	Michael Pierce	NT	6-0	355	31	7	Samford	Daphne, AL	FA '22
91	Rayshad Nichols (PS)	DT	6-2	305	24	1	Stephen F. Austin	Bridge City, LA	FA '22
92	Justin Madubuike	DT	6-3	305	26	4	Texas A&M	McKinney, TX	D3a '20
93	Bravvion Roy (PS)	DT	6-1	330	27	4	Baylor	Spring, TX	FA '23
96	Broderick Washington	DE/DT	6-2	315	27	4	Texas Tech	Longview, TX	D5 '20
97	Brent Urban	DE	6-7	309	32	10	Virginia	Mississauga, ON, Canada	UFA (Chi.) '22
98	Travis Jones	DT	6-4	338	24	2	Connecticut	New Haven, CT	D3 '22
SPECIALISTS (4)									
9	Justin Tucker	K	6-1	188	34	12	Texas	Austin, TX	FA '12
11	Jordan Stout	P	6-3	207	25	2	Penn State	Cedar Bluff, VA	D4d '22
46	Nick Moore (R/NFI)	LS	6-2	260	31	3	Georgia	Snellville, GA	FA '20
69	Tyler Ott	LS	6-3	253	31	9	Harvard	Tulsa, OK	FA '23



DEPTH CHART

Compiled by Ravens PR Staff: As of AFC Title Game (Jan. 28, 2024)

OFFENSE

WR	3	Odell Beckham Jr.	7	Rashod Bateman	16	Tylan Wallace
WR	<u>4</u>	<u>Zay Flowers</u>	15	Nelson Agholor	13	Devin Duvernay
LT	79	Ronnie Stanley	65	Patrick Mekari	77	Daniel Faalele
LG	76	John Simpson	<u>71</u>	<u>Malaesala Aumavae-Laulu</u>		
C	64	Tyler Linderbaum	61	Sam Mustipher	65	Patrick Mekari
RG	70	Kevin Zeitler	66	Ben Cleveland		
RT	78	Morgan Moses	65	Patrick Mekari	77	Daniel Faalele
TE	89	Mark Andrews	80	Isaiah Likely	88	Charlie Kolar
QB	8	Lamar Jackson	2	Tyler Huntley	17	Josh Johnson
FB	42	Patrick Ricard				<u>12</u> <u>Malik Cunningham</u>
RB	35	Gus Edwards	- or -	43 Justice Hill	31	Dalvin Cook

DEFENSE

DT	92	Justin Madubiuke	98	Travis Jones	96	Broderick Washington
NT	58	Michael Pierce	98	Travis Jones		
DE	24	Jadeveon Clowney	96	Broderick Washington	97	Brent Urban
OLB	99	Odafe Oweh	<u>95</u>	<u>Tavius Robinson</u>		
MLB	0	Roquan Smith	40	Malik Harrison		
WLB	6	Patrick Queen	53	Del'Shawn Phillips	<u>30</u>	<u>Trenton Simpson</u>
OLB	50	Kyle Van Noy	40	Malik Harrison		
CB	21	Brandon Stephens	10	Arthur Maulet	23	Rock Ya-Sin
SS	14	Kyle Hamilton	29	Ar'Darius Washington		
FS	32	Marcus Williams	26	Geno Stone		
CB	44	Marlon Humphrey	28	Ronald Darby		

SPECIAL TEAMS

P	11	Jordan Stout				
K	9	Justin Tucker				
H	11	Jordan Stout				
LS	69	Tyler Ott				
KOR	13	Devin Duvernay	43	Justice Hill	16	Tylan Wallace
PR	13	Devin Duvernay	16	Tylan Wallace	<u>4</u>	<u>Zay Flowers</u>

Rookies Underlined

PRONUNCIATIONS

PLAYERS: Nelson Agholor (AGG-uh-lore); Malaesala Aumavae-Laulu (muh-lie-SAUL-uh, ah-moo-VYE, law-OH-loo); Jadeveon Clowney (juh-DAY-vee-uhn); Devin Duvernay (DOO-ver-nay); Daniel Faalele (FAH-ah-LAY-lay); Charlie Kolar (KOH-ler); Justin Madubiuke (mad-uh-BEE-kay); Tashawn Manning (TAY-shawn); Patrick Mekari (muh-CARE-ee); David Ojabo (oh-JOBB-oh); Odafe Oweh (uh-DAH-fay, O-way); Kevon Seymour (KEE-von); Tylan Wallace (TIE-luhn); Ar'Darius Washington (ar-DARE-ee-us); Rock Ya-Sin (yah-SEEN). **COACHES:** Joe D'Alessandris (dell-ah-SAN-dress); George Godsey (GOD-see); Sam Koch (Cook); Craig Ver Steeg (ver-STEEGG); T.J. Weist (WEEST)

COACHING STAFF

John Harbaugh - Head Coach	Chris Hewitt - Pass Game Coordinator/Secondary
Chris Horton - Special Teams Coordinator	Greg Lewis - Wide Receivers Coach
Mike Macdonald - Defensive Coordinator	Tee Martin - Quarterbacks Coach
Todd Monken - Offensive Coordinator	Zach Orr - Inside Linebackers Coach
Anthony Weaver - Asst. Head Coach/Defensive Line	Matt Robinson - Defensive Quality Control
Danny Breyer - Offensive Quality Control	Chuck Smith - Outside Linebackers Coach
Randy Brown - Special Teams Coach/Specialists	Daniel Stern - Defensive Quality Control
Joe D'Alessandris - Offensive Line Coach	Travis Switzer - Offensive Quality Control
Mike Devlin - Asst. Offensive Line Coach	Willie Taggart - Running Backs Coach
Kerry Dixon - Asst. Quarterbacks Coach	T.J. Weist - Special Teams Coach
Scott Elliott - Strength & Conditioning Coord.	Keith Williams - Asst. Wide Receivers Coach
George Godsey - Tight Ends Coach	Dennard Wilson - Defensive Backs Coach

HOW THE RAVENS ARE BUILT

YEAR	DRAFTEES (32)	FREE AGENTS (33)	TRADES (1)	UDFA (14)
2012				K Justin Tucker (FA '12)
2016	T Ronnie Stanley (1)			
2017	CB Marlon Humphrey (1) OLB Tyus Bowser (2) δ			FB Patrick Ricard (FA '17)
2018	QB Lamar Jackson (1b) TE Mark Andrews (3b)			RB Gus Edwards (FA '18)
2019	RB Justice Hill (4a)			OL Patrick Mekari (FA '19)
2020	ILB Patrick Queen (1) RB J.K. Dobbins (2) * DT Justin Madubuike (3a) WR Devin Duvernay (3b) LB Malik Harrison (3c) DE/DT Broderick Washington (5)	LS Nick Moore (FA '20) δ		QB Tyler Huntley (FA '20)
2021	WR Rashod Bateman (1a) OLB Odafe Oweh (1b) G Ben Cleveland (3a) DB Brandon Stephens (3b) WR Tylan Wallace (4)	CB Kevon Seymour (FA '21) Σ S Geno Stone (FA '21) DB Daryl Worley (FA '21) * G Kevin Zeitler (FA '21)		S Ar'Darius Washington (FA '21)
2022	S Kyle Hamilton (1a) C Tyler Linderbaum (1b) OLB David Ojabo (2) * DT Travis Jones (3) T Daniel Faalele (4a) CB Jalyn Armour-Davis (4b) * TE Charlie Kolar (4c) P Jordan Stout (4d) TE Isaiah Likely (4e) CB Damarion Williams (4f) *	FB/TE Ben Mason (FA '22) ^ T Morgan Moses (UFA NYJ '22) LB Del'Shawn Phillips (FA '22) NT Michael Pierce (FA '22) G John Simpson (FA '22) DE Brent Urban (UFA Chi. '22) S Marcus Williams (UFA NO '22)	ILB Roquan Smith (TR Chi. '22)	DT Rayshad Nichols (FA '22) ^ ILB Josh Ross (FA '22) ^
2023	WR Zay Flowers (1) ILB Trenton Simpson (3) OLB Tavarius Robinson (4) G/T Malaesala Aumavae-Laulu (6) G Andrew Vorhees (7) δ	S Andrew Adams (FA '23) ^ WR Nelson Agholor (UFA NE '23) WR Odell Beckham Jr. (FA '23) DE/OLB Jadeveon Clowney (FA '23) RB Dalvin Cook (FA '23) QB Malik Cunningham (FA '23) CB Ronald Darby (FA '23) RB Melvin Gordon III (FA '23) ^ QB Josh Johnson (FA '23) DB Christian Matthew (FA '23) ^ CB Arthur Maulet (FA '23) CB Trayvon Mullen (FA '23) δ C Sam Mustipher (FA '23) LS Tyler Ott (FA '23) DT Bravvion Roy (FA '23) ^ CB Tre Swilling (FA '23) ^ WR Laquon Treadwell (FA '23) ^ OLB Kyle Van Noy (FA '23) TE Scotty Washington (FA '23) ^ OL Josh Wells (FA '23) ^ CB Rock Ya-Sin (FA '23)		G TyKeem Doss (FA '23) ^ OLB Malik Hamm (FA '23) * G Tashawn Manning (FA '23) ^ RB Keaton Mitchell (FA '23) * WR Sean Ryan (FA '23) ^ RB Owen Wright (FA '23) ^

Key: * = Injured Reserve, Φ = IR/DR, ^ = Practice Squad, TR = Trade, UFA = Unrestricted Free Agent, δ = Reserve/NFI. Urban & Stone are each original Ravens draft picks, while Pierce entered the NFL as an undrafted rookie free agent with Baltimore.

PARTICIPATION CHART

PLAYERS	HOU	AT CIN	IND	AT CLE	AT PIT	AT TEN	DET	AT ARI	SEA	CLE	CIN	AT LAC	LAR	AT JAX	AT SF	MIA	PIT	GP	GS	DNP	IN	
	9/10	9/17	9/24	10/1	10/8	10/15	10/22	10/29	11/5	11/12	11/16	11/26	12/10	12/17	12/25	12/31	1/6					
Andrew Adams	NOT	NOT	NOT	NOT	NOT	NOT	PS	PS	PS	PS	PS	P	PS	PS	PS	P	P	3	0	0	0	
Nelson Agholor	WR	P	P	WR	P	P	P	P	P	P	P	P	P	P	P	P	P	17	2	0	0	
Mark Andrews	N	TE	TE	P	TE	TE	TE	TE	TE	TE	TE	IR	IR	IR	IR	IR	IR	10	9	0	1	
Jalyn Armour-Davis	N	P	P	P	N	N	P	N	N	N	P	P	P	P	N	IR	IR	8	0	0	7	
Malaesala Aumavae-Laulu	N	X	X	X	N	N	N	N	N	N	N	N	N	N	N	N	X	0	0	4	13	
Rashod Bateman	P	P	WR	N	WR	WR	P	P	WR	WR	WR	WR	WR	WR	WR	WR	WR	16	12	0	1	
Odell Beckham Jr.	WR	WR	N	N	P	P	WR	WR	P	P	P	WR	P	P	P	WR	N	14	6	0	3	
Tarik Black	NOT	NOT	NOT	PS	PS	PS	PS	NOT	NOT	NOT	NOT	NOT	PS	PS	PS	PS	PS	0	0	0	0	
Tyus Bowser	R/NFI	R/NFI	R/NFI	R/NFI	R/NFI	R/NFI	R/NFI	R/NFI	R/NFI	R/NFI	R/NFI	R/NFI	R/NFI	R/NFI	R/NFI	R/NFI	R/NFI	0	0	0	0	
Ben Cleveland	N	P	P	P	P	P	P	P	P	P	P	P	P	P	P	RG	RG	16	2	0	1	
Jadeveon Clowney	P	SAM	SAM	P	SAM	SAM	SAM	SAM	SAM	SAM	SAM	DE	DE	OLB	OLB	OLB	DE	17	15	0	0	
Dalvin Cook	NOT	NOT	NOT	NOT	NOT	NOT	NOT	NOT	NOT	NOT	NOT	NOT	NOT	NOT	NOT	NOT	PS	0	0	0	0	
Malik Cunningham	NOT	NOT	NOT	NOT	NOT	NOT	NOT	NOT	NOT	NOT	NOT	NOT	NOT	N	N	N	P	1	0	0	3	
Ronald Darby	CB	CB	CB	CB	P	P	P	P	P	P	CB	CB	CB	P	P	CB	P	17	8	0	0	
Dontay Demus Jr.	NOT	NOT	NOT	PS	NOT	NOT	NOT	NOT	NOT	NOT	NOT	NOT	NOT	NOT	NOT	NOT	NOT	0	0	0	0	
J.K. Dobbins	RB	IR	IR	IR	IR	IR	IR	IR	IR	IR	IR	IR	IR	IR	IR	IR	IR	1	1	0	0	
TyKeem Doss	PS	PS	PS	PS	PS	PS	PS	PS	PS	PS	PS	PS	PS	PS	PS	PS	PS	0	0	0	0	
Kenyan Drake	NOT	NOT	P	PS	P	PS	NOT	NOT	NOT	NOT	NOT	NOT	NOT	NOT	NOT	NOT	NOT	2	0	0	0	
Devin Duvernay	P	P	P	WR	P	P	P	P	P	P	P	P	P	IR	IR	IR	IR	13	1	0	0	
Gus Edwards	P	P	RB	RB	RB	P	P	P	RB	RB	RB	P	RB	P	P	RB	RB	17	9	0	0	
Daniel Faalele	P	P	P	P	P	N	P	P	P	P	P	P	P	P	P	P	P	16	0	0	1	
Zay Flowers	WR	WR	WR	WR	WR	WR	WR	WR	WR	WR	WR	WR	WR	WR	WR	WR	WR	N	16	16	0	1
Kyle Fuller	NOT	PS	PS	NOT	NOT	NOT	NOT	NOT	NOT	NOT	NOT	NOT	NOT	NOT	NOT	NOT	NOT	0	0	0	0	
Jake Funk	NOT	NOT	NOT	NOT	NOT	NOT	NOT	NOT	NOT	NOT	NOT	NOT	NOT	NOT	PS	PS	PS	0	0	0	0	
Melvin Gordon III	PS	X	P	P	PS	PS	PS	PS	PS	PS	PS	PS	PS	PS	X	P	P	4	0	2	0	
Kyle Hamilton	SS	SS	SS	SS	SS	SS	SS	SS	SS	SS	SS	SS	SS	SS	SS	N	N	15	15	0	2	
Malik Hamm	IR	IR	IR	IR	IR	IR	IR	IR	IR	IR	IR	IR	IRD	IRD	IRD	IR	IR	0	0	0	0	
Duron Harmon	NOT	PS	PS	PS	N	P	X		P	PS	NOT	NOT	NOT	NOT	NOT	NOT	NOT	3	1	1	1	
Malik Harrison	SAM	P	P	P	RUSH	P	RUSH	P	RUSH	RUSH	P	N	N	OLB	MLB	MLB	N	14	8	0	3	
Tae Hayes	PS	NOT	NOT	NOT	NOT	NOT	NOT	NOT	NOT	NOT	NOT	NOT	NOT	NOT	NOT	NOT	NOT	0	0	0	0	
Justice Hill	P	RB	N	P	P	RB	RB	RB	P	P	P	P	P	P	RB	P	P	16	5	0	1	
DeAndre Houston-Carson	NOT	NOT	NOT	NOT	PS	PS	P	P	NOT	NOT	NOT	NOT	NOT	NOT	NOT	NOT	NOT	2	0	0	0	
Marlon Humphrey	N	N	N	N	CB	CB	CB	CB	CB	CB	CB	N	N	CB	CB	CB	CB	N	10	10	0	7
Tyler Huntley	N	N	X	P	X	X	P	X	P	X	X	X	X	X	X	P	QB	5	1	10	2	
Lamar Jackson	QB	QB	QB	QB	QB	QB	QB	QB	QB	QB	QB	QB	QB	QB	QB	QB	QB	N	16	16	0	1
Josh Johnson	X	X	NOT	N	N	N	N	N	N	N	N	N	N	N	N	N	X	0	0	3	13	
Travis Jones	P	P	P	P	P	P	P	P	P	P	P	P	P	P	P	P	P	17	0	0	0	
Charlie Kolar	P	N	P	P	N	P	P	P	P	P	P	P	TE	TE	P	P	TE	15	3	0	2	
Isaiah Likely	TE	TE	TE	P	P	P	TE	TE	P	P	P	TE	P	P	TE	TE	P	17	8	0	0	
Tyler Linderbaum	C	N	N	C	C	C	C	C	C	C	C	C	C	C	C	C	C	15	15	0	2	
Jeremy Lucien	PS	PS	PS	PS	PS	PS	PS	PS	PS	PS	PS	PS	NOT	NOT	NOT	NOT	PS	0	0	0	0	
Justin Madubuike	DT	DT	DT	DT	DT	DT	DT	DT	DT	DT	DT	DT	DT	DT	DT	DT	DT	17	17	0	0	
Tashawn Manning	PS	PS	PS	PS	PS	PS	PS	PS	PS	PS	PS	PS	PS	PS	PS	PS	PS	0	0	0	0	
Ben Mason	PS	PS	PS	NOT	NOT	NOT	NOT	NOT	NOT	NOT	NOT	NOT	NOT	NOT	PS	PS	P	1	0	0	0	
Arthur Maulet	N	N	P	P	P	DB	P	DB	P	P	P	P	P	P	N	P	CB	14	3	0	3	
Patrick Mekari	P	LT	LT	LT	LT	P	P	P	LT	LT	LT	P	P	P	P	P	P	17	7	0	0	
Keaton Mitchell	IR	IR	IR	IR	IRD	P	P	N	P	P	P	RB	P	RB	IR	IR	IR	8	2	0	1	
Jeremiah Moon	PS	PS	P	SAM	P	P	N	PS	PS	PS	PS	PS	PS	P	P	P	P	8	1	0	1	
Nick Moore	R/NFI	R/NFI	R/NFI	R/NFI	R/NFI	R/NFI	R/NFI	R/NFI	R/NFI	R/NFI	R/NFI	R/NFI	R/NFI	R/NFI	R/NFI	R/NFI	R/NFI	0	0	0	0	
Morgan Moses	RT	RT	RT	RT	N	RT	RT	RT	N	N	RT	RT	RT	RT	RT	RT	RT	14	14	0	3	
Trayvon Mullen	R/NFI	R/NFI	R/NFI	R/NFI	R/NFI	R/NFI	R/NFI	R/NFI	R/NFI	R/NFI	R/NFI	R/NFI	R/NFI	R/NFI	R/NFI	R/NFI	R/NFI	0	0	0	0	
Sam Mustipher	P	C	C	P	X	P	N	N	P	P	X	N	N	N	N	P	P	9	2	2	6	
Rayshad Nichols	PS	PS	PS	PS	PS	PS	PS	PS	PS	PS	PS	PS	PS	PS	PS	PS	PS	0	0	0	0	
David Ojabo	P	P	RUSH	IR	IR	IR	IR	IR	IR	IR	IR	IR	IR	IR	IR	IR	IR	3	1	0	0	
Tyler Ott	P	P	P	P	P	P	P	P	P	P	P	P	P	P	P	P	P	17	0	0	0	

PARTICIPATION CHART

Odafe Oweh	RUSH	RUSH	N	N	N	N	P	RUSH	P	P	RUSH	P	OLB	P	P	P	P	13	5	0	4		
Del'Shawn Phillips	P	P	P	P	P	P	P	P	P	P	P	P	P	P	P	P	MLB	17	1	0	0		
Michael Pierce	NT	NT	NT	NT	NT	NT	NT	NT	NT	NT	NT	NT	NT	NT	NT	NT	NT	17	17	0	0		
Patrick Queen	WLB	WLB	WLB	WLB	WLB	WLB	WLB	WLB	WLB	WLB	WLB	WLB	WLB	WLB	WLB	WLB	WLB	17	17	0	0		
Patrick Ricard	P	P	P	FB	FB	FB	P	P	FB	FB	FB	P	FB	FB	FB	P	P	17	9	0	0		
Tavius Robinson	P	P	P	RUSH	P	P	P	P	P	P	P	P	P	P	P	P	P	17	1	0	0		
Josh Ross	<i>PS</i>	<i>PS</i>	<i>PS</i>	<i>PS</i>	<i>PS</i>	<i>PS</i>	<i>PS</i>	<i>PS</i>	<i>PS</i>	<i>PS</i>	P	P	P	<i>PS</i>	<i>PS</i>	<i>PS</i>	<i>PS</i>	3	0	0	0		
Bravvion Roy	<i>PS</i>	<i>PS</i>	<i>PS</i>	<i>PS</i>	<i>PS</i>	<i>PS</i>	<i>PS</i>	<i>PS</i>	<i>PS</i>	<i>PS</i>	<i>PS</i>	<i>PS</i>	<i>PS</i>	<i>PS</i>	<i>PS</i>	<i>PS</i>	<i>PS</i>	0	0	0	0		
Sean Ryan	<i>PS</i>	<i>PS</i>	<i>PS</i>	<i>PS</i>	<i>PS</i>	<i>PS</i>	<i>PS</i>	<i>PS</i>	<i>PS</i>	<i>PS</i>	<i>PS</i>	<i>PS</i>	<i>PS</i>	<i>PS</i>	<i>PS</i>	<i>PS</i>	<i>PS</i>	0	0	0	0		
Kevon Seymour	P	P	P	P	P	P	N	P	P	<i>PS</i>	<i>PS</i>	<i>PSIR</i>	<i>PSIR</i>	<i>PSIR</i>	<i>PSIR</i>	<i>PSIR</i>	<i>PSIR</i>	8	0	0	1		
John Simpson	LG	LG	LG	LG	LG	LG	LG	LG	LG	LG	LG	LG	LG	LG	LG	LG	LG	17	17	0	0		
Trenton Simpson	P	P	P	P	P	P	P	P	P	P	N	N	P	P	P	P	P	15	0	0	2		
Roquan Smith	MLB	MLB	MLB	MLB	MLB	MLB	MLB	MLB	MLB	MLB	MLB	MLB	MLB	MLB	MLB	MLB	MLB	X	16	16	1	0	
Ronnie Stanley	LT	N	N	N	LT	LT	LT	LT	LT	LT	N	LT	LT	LT	LT	LT	LT	13	13	0	4		
Brandon Stephens	CB	CB	CB	CB	CB	CB	CB	CB	CB	CB	CB	CB	CB	CB	CB	CB	N	CB	16	16	0	1	
Geno Stone	P	FS	FS	FS	P	P	FS	FS	FS	P	DB	DB	DB	P	P	SS	SS	17	11	0	0		
Jordan Stout	P	P	P	P	P	P	P	P	P	P	P	P	P	P	P	P	P	17	0	0	0		
Tre Swilling	NOT	NOT	NOT	NOT	<i>PS</i>	<i>PS</i>	<i>PS</i>	<i>PS</i>	<i>PS</i>	<i>PS</i>	<i>PS</i>	<i>PS</i>	<i>PS</i>	<i>PS</i>	<i>PS</i>	<i>PS</i>	<i>PS</i>	0	0	0	0		
Eric Tomlinson	NOT	NOT	NOT	NOT	<i>PS</i>	<i>PS</i>	<i>PS</i>	<i>PS</i>	<i>PS</i>	<i>PS</i>	NOT	NOT	NOT	NOT	NOT	NOT	NOT	0	0	0	0		
Laquon Treadwell	<i>PS</i>	<i>PS</i>	<i>PS</i>	P	P	<i>PS</i>	<i>PS</i>	<i>PS</i>	<i>PS</i>	<i>PS</i>	<i>PS</i>	<i>PS</i>	<i>PS</i>	<i>PS</i>	<i>PS</i>	P	P	WR	5	1	0	0	
Justin Tucker	P	P	P	P	P	P	P	P	P	P	P	P	P	P	P	P	P	17	0	0	0		
Brent Urban	P	P	P	P	P	P	P	P	P	P	P	P	P	DE	DE	DE	P	17	3	0	0		
Kyle Van Noy	NOT	NOT	NOT	P	P	RUSH	P	P	P	P	P	OLB	OLB	P	P	P	OLB	14	4	0	0		
Travis Vokolek	<i>PS</i>	<i>PS</i>	<i>PS</i>	<i>PS</i>	<i>PS</i>	<i>PS</i>	<i>PS</i>	<i>PS</i>	<i>PS</i>	<i>PS</i>	<i>PS</i>	<i>PS</i>	<i>PS</i>	<i>PS</i>	NOT	NOT	NOT	0	0	0	0		
Andrew Vorhees	<i>R/NFI</i>	<i>R/NFI</i>	<i>R/NFI</i>	<i>R/NFI</i>	<i>R/NFI</i>	<i>R/NFI</i>	<i>R/NFI</i>	<i>R/NFI</i>	<i>R/NFI</i>	<i>R/NFI</i>	<i>R/NFI</i>	<i>R/NFI</i>	<i>R/NFI</i>	<i>R/NFI</i>	<i>R/NFI</i>	<i>R/NFI</i>	<i>R/NFI</i>	0	0	0	0		
Tylan Wallace	P	P	P	<i>IR</i>	<i>IR</i>	<i>IR</i>	<i>IR</i>	N	P	N	P	P	P	P	P	P	P	11	0	0	2		
Ar'Darius Washington	P	DB	<i>IR</i>	<i>IR</i>	<i>IR</i>	<i>IR</i>	<i>IR</i>	<i>IR</i>	<i>IR</i>	<i>IR</i>	<i>IR</i>	<i>IR</i>	<i>IR</i>	<i>IR</i>	<i>IR</i>	<i>IR</i>	<i>IR</i>	2	1	0	0		
Broderick Washington	DE	P	P	P	DE	P	DE	P	DE	DE	N	P	P	P	P	P	P	16	5	0	1		
Scotty Washington	NOT	NOT	NOT	NOT	NOT	NOT	NOT	NOT	NOT	NOT	NOT	<i>PS</i>	<i>PS</i>	<i>PS</i>	<i>PS</i>	<i>PS</i>	<i>PS</i>	0	0	0	0		
Josh Wells	NOT	NOT	NOT	NOT	NOT	NOT	NOT	NOT	NOT	NOT	<i>PS</i>	<i>PS</i>	<i>PS</i>	<i>PS</i>	<i>PS</i>	<i>PS</i>	<i>PS</i>	0	0	0	0		
Damarion Williams	<i>IR</i>	<i>IR</i>	<i>IR</i>	<i>IR</i>	<i>IR</i>	<i>IR</i>	<i>IR</i>	<i>IR</i>	<i>IR</i>	<i>IR</i>	<i>IR</i>	<i>IRD</i>	<i>IRD</i>	N	N	N	P	1	0	0	3		
Marcus Williams	FS	N	N	N	FS	FS	N	N	N	FS	FS	FS	FS	FS	FS	FS	FS	11	11	0	6		
Daryl Worley	P	P	DB	DB	<i>IR</i>	<i>IR</i>	<i>IR</i>	<i>IR</i>	P	P	P	P	P	P	P	P	<i>IR</i>	12	2	0	0		
Owen Wright	<i>PS</i>	<i>PS</i>	<i>PS</i>	<i>PS</i>	<i>PS</i>	<i>PS</i>	<i>PS</i>	P	<i>PS</i>	<i>PS</i>	<i>PS</i>	<i>PS</i>	<i>PS</i>	<i>PS</i>	<i>PS</i>	<i>PS</i>	<i>PS</i>	1	0	0	0		
Rock Ya-Sin	P	P	P	P	P	P	P	P	N	P	P	P	N	N	P	P	DB	14	1	0	3		
Kevin Zeitler	RG	RG	RG	RG	RG	RG	RG	RG	RG	RG	RG	RG	RG	RG	RG	RG	RG	N	N	15	15	0	2

LEGEND:

Bold=Starters, P=Player was a substitution, X=Did Not Play (Non-injury), N=On Inactive List, PS=Practice Squad, NOT=Not on Roster, PSIR=Practice Squad/Injured Reserve, IR=Injured Reserve, R/NFI=Reserve/NFIN, IRD=Injured Reserve - Designated For Return

PARTICIPATION CHART [POSTSEASON]

PLAYERS	HOU 1/20	KC 1/28	GP	GS	DNP	IN
Andrew Adams	PS	PS	0	0	0	0
Nelson Agholor	P	P	2	0	0	0
Mark Andrews	IRD	P	1	0	0	0
Jalyn Armour-Davis	IR	IR	0	0	0	0
Malaesala Aumavae-Laulu	N	N	0	0	0	2
Rashod Bateman	WR	WR	2	2	0	0
Odell Beckham Jr.	WR	P	2	1	0	0
Tyus Bowser	R/NFI	R/NFI	0	0	0	0
Dan Chisena	P	P	2	0	0	0
Ben Cleveland	P	P	2	0	0	0
Jadeveon Clowney	OLB	DE	2	2	0	0
Dalvin Cook	P	X	1	0	1	0
Malik Cunningham	N	N	0	0	0	2
Ronald Darby	CB	CB	2	2	0	0
J.K. Dobbins	IR	IR	0	0	0	0
TyKeem Doss	PS	PS	0	0	0	0
Devin Duvernay	P	P	2	0	0	0
Gus Edwards	P	P	2	0	0	0
Daniel Faalele	P	P	2	0	0	0
Zay Flowers	WR	WR	2	2	0	0
Melvin Gordon III	PS	PS	0	0	0	0
Kyle Hamilton	SS	SS	2	2	0	0
Malik Hamm	IR	IR	0	0	0	0
Malik Harrison	OLB	P	2	1	0	0
Justice Hill	RB	RB	2	2	0	0
Marlon Humphrey	N	P	1	0	0	1
Tyler Huntley	X	X	0	0	2	0
Lamar Jackson	QB	QB	2	2	0	0
Josh Johnson	N	N	0	0	0	2
Travis Jones	P	P	2	0	0	0
Charlie Kolar	P	P	2	0	0	0
Isaiah Likely	P	TE	2	1	0	0
Tyler Linderbaum	C	C	2	2	0	0
Justin Madubuike	DT	DT	2	2	0	0
Tashawn Manning	PS	PS	0	0	0	0
Ben Mason	PS	PS	0	0	0	0
Christian Matthew	PS	PS	0	0	0	0
Arthur Maulet	P	CB	2	1	0	0
Patrick Mekari	P	P	2	0	0	0
Keaton Mitchell	IR	IR	0	0	0	0
Jeremiah Moon	P	NOT	1	0	0	0
Nick Moore	R/NFI	R/NFI	0	0	0	0
Morgan Moses	RT	RT	2	2	0	0
Trayvon Mullen	R/NFI	R/NFI	0	0	0	0
Sam Mustipher	N	N	0	0	0	2
Rayshad Nichols	PS	PS	0	0	0	0
David Ojabo	IR	IR	0	0	0	0
Tyler Ott	P	P	2	0	0	0
Odafe Oweh	P	P	2	0	0	0
Del'Shawn Phillips	N	N	0	0	0	2
Michael Pierce	NT	NT	2	2	0	0
Patrick Queen	WLB	WLB	2	2	0	0

PARTICIPATION CHART [POSTSEASON]

Patrick Ricard	FB	FB	2	2	0	0
Tavius Robinson	P	P	2	0	0	0
Josh Ross	P	P	2	0	0	0
Bravvion Roy	PS	PS	0	0	0	0
Sean Ryan	PS	PS	0	0	0	0
Kevon Seymour	PSIR	PSIR	0	0	0	0
John Simpson	LG	LG	2	2	0	0
Trenton Simpson	P	P	2	0	0	0
Roquan Smith	MLB	MLB	2	2	0	0
Ronnie Stanley	LT	LT	2	2	0	0
Brandon Stephens	CB	CB	2	2	0	0
Geno Stone	P	P	2	0	0	0
Jordan Stout	P	P	2	0	0	0
Tre Swilling	PS	PS	0	0	0	0
Laquon Treadwell	PS	PS	0	0	0	0
Justin Tucker	P	P	2	0	0	0
Brent Urban	DE	P	2	1	0	0
Kyle Van Noy	P	OLB	2	1	0	0
Andrew Vorhees	R/NFI	R/NFI	0	0	0	0
Tylan Wallace	N	N	0	0	0	2
Ar'Darius Washington	P	P	2	0	0	0
Broderick Washington	P	P	2	0	0	0
Scotty Washington	PS	PS	0	0	0	0
Josh Wells	PS	PS	0	0	0	0
Damarion Williams	IR	IR	0	0	0	0
Marcus Williams	FS	FS	2	2	0	0
Daryl Worley	IR	IR	0	0	0	0
Owen Wright	PS	PS	0	0	0	0
Rock Ya-Sin	P	N	1	0	0	1
Kevin Zeitler	RG	RG	2	2	0	0

LEGEND:

Bold=Starters, P=Player was a substitution, N=On Inactive List, X=Did Not Play (Non-injury), PS=Practice Squad, R/NFI=Reserve/NFIN, IRD=Injured Reserve - Designated For Return, IR=Injured Reserve, NOT=Not on Roster, PSIR=Practice Squad/Injured Reserve

GAME-BY-GAME STARTERS

OFFENSE												
DATE	OPPONENT	WR	WR	LT	LG	C	RG	RT	TE	QB	RB	FB
9/10	Houston	O. Beckham Jr./ N. Agholor	Z. Flowers	R. Stanley	J. Simpson	T. Linderbaum	K. Zeitler	M. Moses	I. Likely	L. Jackson	J. Dobbins	--
9/17	at Cincinnati	O. Beckham Jr.	Z. Flowers	P. Mekari	J. Simpson	S. Mustipher	K. Zeitler	M. Moses	M. Andrews/ I. Likely	L. Jackson	J. Hill	--
9/24	Indianapolis	R. Bateman	Z. Flowers	P. Mekari	J. Simpson	S. Mustipher	K. Zeitler	M. Moses	M. Andrews/ I. Likely	L. Jackson	G. Edwards	--
10/1	at Cleveland	N. Agholor/ D. Duvernay	Z. Flowers	P. Mekari	J. Simpson	T. Linderbaum	K. Zeitler	M. Moses	--	L. Jackson	G. Edwards	P. Ricard
10/8	at Pittsburgh	R. Bateman	Z. Flowers	R. Stanley	J. Simpson	T. Linderbaum	K. Zeitler	P. Mekari	M. Andrews	L. Jackson	G. Edwards	P. Ricard
10/15	at Tennessee	R. Bateman	Z. Flowers	R. Stanley	J. Simpson	T. Linderbaum	K. Zeitler	M. Moses	M. Andrews	L. Jackson	J. Hill	P. Ricard
10/22	Detroit	O. Beckham Jr.	Z. Flowers	R. Stanley	J. Simpson	T. Linderbaum	K. Zeitler	M. Moses	M. Andrews/ I. Likely	L. Jackson	J. Hill	--
10/29	at Arizona	O. Beckham Jr.	Z. Flowers	R. Stanley	J. Simpson	T. Linderbaum	K. Zeitler	M. Moses	M. Andrews/ I. Likely	L. Jackson	J. Hill	--
11/5	Seattle	R. Bateman	Z. Flowers	R. Stanley	J. Simpson	T. Linderbaum	K. Zeitler	P. Mekari	M. Andrews	L. Jackson	G. Edwards	P. Ricard
11/12	Cleveland	R. Bateman	Z. Flowers	R. Stanley	J. Simpson	T. Linderbaum	K. Zeitler	P. Mekari	M. Andrews	L. Jackson	G. Edwards	P. Ricard
11/16	Cincinnati	R. Bateman	Z. Flowers	P. Mekari	J. Simpson	T. Linderbaum	K. Zeitler	M. Moses	M. Andrews	L. Jackson	G. Edwards	P. Ricard
11/26	at L.A. Chargers	O. Beckham Jr./ R. Bateman	Z. Flowers	R. Stanley	J. Simpson	T. Linderbaum	K. Zeitler	M. Moses	I. Likely	L. Jackson	K. Mitchell	--
12/10	L.A. Rams	R. Bateman	Z. Flowers	R. Stanley	J. Simpson	T. Linderbaum	K. Zeitler	M. Moses	C. Kolar	L. Jackson	G. Edwards	P. Ricard
12/17	at Jacksonville	R. Bateman	Z. Flowers	R. Stanley	J. Simpson	T. Linderbaum	K. Zeitler	M. Moses	C. Kolar	L. Jackson	K. Mitchell	P. Ricard
12/25	at San Francisco	R. Bateman	Z. Flowers	R. Stanley	J. Simpson	T. Linderbaum	K. Zeitler	M. Moses	I. Likely	L. Jackson	J. Hill	P. Ricard
12/31	Miami	O. Beckham Jr./ R. Bateman	Z. Flowers	R. Stanley	J. Simpson	T. Linderbaum	B. Cleveland	M. Moses	I. Likely	L. Jackson	G. Edwards	--
1/6	Pittsburgh	R. Bateman/ L. Treadwell	N. Agholor	R. Stanley	J. Simpson	T. Linderbaum	B. Cleveland	M. Moses	C. Kolar	T. Huntley	G. Edwards	--

OFFENSE												
DATE	OPPONENT	WR	WR	LT	LG	C	RG	RT	TE	QB	RB	FB
1/20	Houston	O. Beckham Jr./ R. Bateman	Z. Flowers	R. Stanley	J. Simpson	T. Linderbaum	K. Zeitler	M. Moses	--	L. Jackson	J. Hill	P. Ricard
1/28	Kansas City	R. Bateman	Z. Flowers	R. Stanley	J. Simpson	T. Linderbaum	K. Zeitler	M. Moses	I. Likely	L. Jackson	J. Hill	P. Ricard

DEFENSE													
DATE	OPPONENT	DT	NT	DE	OLB	MLB	WLB	OLB	CB	SS	FS	CB	DB
9/10	Houston	J. Madubuike	M. Pierce	B. Washington	O. Oweh	R. Smith	P. Queen	M. Harrison	R. Darby	K. Hamilton	M. Williams	B. Stephens	--
9/17	at Cincinnati	J. Madubuike	M. Pierce	--	O. Oweh	R. Smith	P. Queen	J. Clowney	R. Darby	K. Hamilton	G. Stone	B. Stephens	A. Washington
9/24	Indianapolis	J. Madubuike	M. Pierce	--	D. Ojabo	R. Smith	P. Queen	J. Clowney	R. Darby	K. Hamilton	G. Stone	B. Stephens	D. Worley
10/1	at Cleveland	J. Madubuike	M. Pierce	--	T. Robinson	R. Smith	P. Queen	J. Moon	R. Darby	K. Hamilton	G. Stone	B. Stephens	D. Worley
10/8	at Pittsburgh	J. Madubuike	M. Pierce	B. Washington	M. Harrison	R. Smith	P. Queen	J. Clowney	M. Humphrey	K. Hamilton	M. Williams	B. Stephens	--
10/15	at Tennessee	J. Madubuike	M. Pierce	--	K. Van Noy	R. Smith	P. Queen	J. Clowney	M. Humphrey	K. Hamilton	M. Williams	B. Stephens	A. Maullet
10/22	Detroit	J. Madubuike	M. Pierce	B. Washington	M. Harrison	R. Smith	P. Queen	J. Clowney	M. Humphrey	K. Hamilton	G. Stone	B. Stephens	--
10/29	at Arizona	J. Madubuike	M. Pierce	--	O. Oweh	R. Smith	P. Queen	J. Clowney	M. Humphrey	K. Hamilton	G. Stone	B. Stephens	A. Maullet
11/5	Seattle	J. Madubuike	M. Pierce	B. Washington	M. Harrison	R. Smith	P. Queen	J. Clowney	M. Humphrey	K. Hamilton	G. Stone	B. Stephens	--
11/12	Cleveland	J. Madubuike	M. Pierce	B. Washington	M. Harrison	R. Smith	P. Queen	J. Clowney	M. Humphrey	K. Hamilton	M. Williams	B. Stephens	--
11/16	Cincinnati	J. Madubuike	M. Pierce	--	O. Oweh	R. Smith	P. Queen	J. Clowney	B. Stephens	K. Hamilton	M. Williams	R. Darby	G. Stone
11/26	at L.A. Chargers	J. Madubuike	M. Pierce	J. Clowney	K. Van Noy	R. Smith	P. Queen	--	B. Stephens	K. Hamilton	M. Williams	R. Darby	G. Stone
12/10	L.A. Rams	J. Madubuike	M. Pierce	J. Clowney	O. Oweh	R. Smith	P. Queen	--	M. Humphrey	K. Hamilton	M. Williams	B. Stephens	G. Stone
12/17	at Jacksonville	J. Madubuike	M. Pierce	B. Urban	J. Clowney	R. Smith	P. Queen	M. Harrison	M. Humphrey	K. Hamilton	M. Williams	B. Stephens	--
12/25	at San Francisco	J. Madubuike	M. Pierce	B. Urban	J. Clowney	R. Smith	P. Queen	M. Harrison	M. Humphrey	K. Hamilton	M. Williams	B. Stephens	--
12/31	Miami	J. Madubuike	M. Pierce	B. Urban	J. Clowney	R. Smith	P. Queen	M. Harrison	M. Humphrey	G. Stone	M. Williams	R. Darby	--
1/6	Pittsburgh	J. Madubuike	M. Pierce	J. Clowney	K. Van Noy	D. Phillips	P. Queen	--	B. Stephens	G. Stone	M. Williams	A. Maullet	R. Ya-Sin

DEFENSE													
DATE	OPPONENT	DT	NT	DE	OLB	MLB	WLB	OLB	CB	SS	FS	CB	DB
1/20	Houston	J. Madubuike	M. Pierce	B. Urban	J. Clowney	R. Smith	P. Queen	M. Harrison	B. Stephens	K. Hamilton	M. Williams	R. Darby	--
1/28	Kansas City	J. Madubuike	M. Pierce	J. Clowney	K. Van Noy	R. Smith	P. Queen	--	B. Stephens	K. Hamilton	M. Williams	R. Darby	A. Maullet

2023 TRANSACTIONS

DATE	POS.	PLAYER	TRANSACTION
1/26	TE	Mark Andrews	Activated from Injured Reserve/Designated for Return
1/25	OLB	Jeremiah Moon	Waived
1/20	WR	Dan Chisena	Activated from the practice squad (standard elevation) vs. Hou.
1/20	ILB	Josh Ross	Activated from the practice squad (standard elevation) vs. Hou.
1/19	WR	Devin Duvernay	Activated from Injured Reserve/Designated for Return
1/19	RB	Melvin Gordon III	Signed to the practice squad
1/19	S	Ar'Darius Washington	Activated from Injured Reserve/Designated for Return
1/18	RB	Dalvin Cook	Signed from the practice squad to the active roster
1/17	WR	Tarik Black	Released
1/17	RB	Melvin Gordon III	Waived (vested veteran)
1/17	WR	Laquon Treadwell	Signed to the practice squad
1/16	DB	Jeremy Lucien	Released
1/16	DB	Christian Matthew	Signed to the practice squad
1/15	WR	Laquon Treadwell	Waived (vested veteran)
1/15	CB	Damarion Williams	Placed on Injured Reserve
1/10	WR	Dan Chisena	Signed to the practice squad
1/10	WR	Devin Duvernay	Designated to return from Injured Reserve
1/10	RB	Jake Funk	Released
1/6	S	Andrew Adams	Activated from the practice squad (standard elevation) vs. Pit.
1/6	FB/TE	Ben Mason	Activated from the practice squad (standard elevation) vs. Pit.
1/5	RB	Dalvin Cook	Signed to the practice squad
1/5	OLB	Jeremiah Moon	Signed from the practice squad to the active roster
1/5	DB	Daryl Worley	Placed on Injured Reserve
1/3	S	Ar'Darius Washington	Designated to return from Injured Reserve
1/3	DB	Jeremy Lucien	Signed to the practice squad
12/31	S	Andrew Adams	Activated from the practice squad (standard elevation) vs. Mia.
12/31	OLB	Jeremiah Moon	Activated from the practice squad (standard elevation) vs. Mia.
12/30	CB	Jalyn Armour-Davis	Placed on Injured Reserve
12/30	WR	Laquon Treadwell	Signed from the practice squad to the active roster
12/25	OLB	Jeremiah Moon	Activated from the practice squad (standard elevation) at SF
12/25	WR	Laquon Treadwell	Activated from the practice squad (standard elevation) at SF
12/20	FB/TE	Ben Mason	Signed to the practice squad
12/19	RB	Jake Funk	Signed to the practice squad
12/19	RB	Melvin Gordon III	Signed from the practice squad to the active roster
12/19	RB	Keaton Mitchell	Placed on Injured Reserve
12/17	OLB	Jeremiah Moon	Activated from the practice squad (standard elevation) at Jax.
12/13	QB	Malik Cunningham	Signed from the Patriots' practice squad to the active roster
12/13	WR	Devin Duvernay	Placed on Injured Reserve
12/12	CB	Damarion Williams	Activated from Injured Reserve/Designated for Return
12/10	LB	Josh Ross	Activated from the practice squad (standard elevation) vs. LAR
12/7	WR	Tarik Black	Signed to the practice squad
12/7	DB	Jeremy Lucien	Released
12/4	OLB	Malik Hamm	Designated to return from Injured Reserve
11/26	S	Andrew Adams	Activated from the practice squad (standard elevation) at LAC
11/26	ILB	Josh Ross	Activated from the practice squad (standard elevation) at LAC
11/25	TE	Mark Andrews	Placed on Injured Reserve
11/21	CB	Kevon Seymour	Placed on Practice Squad Injured Reserve
11/21	TE	Scotty Washington	Signed to the practice squad
11/21	DB	Damarion Williams	Designated to return from Injured Reserve
11/16	ILB	Josh Ross	Activated from the practice squad (standard elevation) vs. Cin.
11/14	OL	Josh Wells	Signed to the practice squad
11/14	TE	Eric Tomlinson	Released
11/5	CB	Kevon Seymour	Activated from the practice squad (standard elevation) vs. Sea.
11/4	DB	Daryl Worley	Activated from Injured Reserve/Designated for Return
11/3	CB	Kevon Seymour	Signed to the practice squad
11/2	CB	Kevon Seymour	Waived (vested veteran)
11/1	DB	Daryl Worley	Designated to return from Injured Reserve
10/29	DB	DeAndre Houston-Carson	Activated from the practice squad (standard elevation) at Ari.
10/29	WR	Tylan Wallace	Activated from Injured Reserve/Designated for Return
10/29	RB	Owen Wright	Activated from the practice squad (standard elevation) at Ari.
10/27	WR	Tarik Black	Waived
10/27	OLB	Jeremiah Moon	Signed to the practice squad
10/26	OLB	Jeremiah Moon	Waived
10/25	WR	Tylan Wallace	Designated to return from Injured Reserve
10/22	DB	DeAndre Houston-Carson	Activated from the practice squad (standard elevation) vs. Det.
10/18	S	Andrew Adams	Signed to the practice squad
10/17	RB	Kenyan Drake	Released

10/14	RB	Keaton Mitchell	Activated from Injured Reserve/Designated for Return
10/8	RB	Kenyan Drake	Activated from the practice squad (standard elevation) at Pit.
10/8	WR	Laquon Treadwell	Activated from the practice squad (standard elevation) at Pit.
10/7	DB	Daryl Worley	Placed on Injured Reserve
10/4	RB	Keaton Mitchell	Designated to return from Injured Reserve
10/3	WR	Dontay Demus Jr.	Released
10/3	DB	DeAndre Houston-Carson	Signed to the practice squad
10/3	CB	Tre Swilling	Signed to the practice squad
10/3	TE	Eric Tomlinson	Signed to the practice squad
10/1	RB	Melvin Gordon III	Activated from the practice squad (standard elevation) at Cle.
10/1	WR	Laquon Treadwell	Activated from the practice squad (standard elevation) at Cle.
9/30	OLB	David Ojabo	Placed on Injured Reserve
9/30	OLB	Kyle Van Noy	Signed from the practice squad to the active roster
9/27	OLB	Kyle Van Noy	Signed to the practice squad
9/26	WR	Tarik Black	Signed to the practice squad
9/26	WR	Dontay Demus Jr.	Signed to the practice squad
9/26	G	Kyle Fuller	Released
9/26	FB	Ben Mason	Released
9/25	QB	Josh Johnson	Re-signed
9/25	WR	Tylan Wallace	Placed on Injured Reserve
9/24	RB	Kenyan Drake	Activated from the practice squad (standard elevation) vs. Ind.
9/24	RB	Melvin Gordon III	Activated from the practice squad (standard elevation) vs. Ind.
9/23	QB	Josh Johnson	Terminated the contract of vested veteran
9/23	OLB	Jeremiah Moon	Signed from the practice squad to the active roster
9/20	RB	Kenyan Drake	Signed to the practice squad
9/19	C	Sam Mustipher	Signed from the practice squad to the active roster
9/19	S	Ar'Darius Washington	Placed on Injured Reserve
9/17	RB	Melvin Gordon III	Activated from the practice squad (standard elevation) at Cin.
9/17	C	Sam Mustipher	Activated from the practice squad (standard elevation) at Cin.
9/13	G/C	Kyle Fuller	Signed to the practice squad
9/12	RB	J.K. Dobbins	Placed on Injured Reserve
9/12	S	Duron Harmon	Signed to the practice squad
9/12	CB	Tae Hayes	Released
9/12	CB	Daryl Worley	Signed from the practice squad to the active roster
9/10	C	Sam Mustipher	Activated from the practice squad (standard elevation) vs. Hou.
9/10	CB	Daryl Worley	Activated from the practice squad (standard elevation) vs. Hou.
9/4	QB	Anthony Brown	Released
9/4	CB	Tae Hayes	Signed to the practice squad
8/31	OLB	Malik Hamm	Placed on Injured Reserve
8/31	QB	Josh Johnson	Re-signed
8/31	RB	Keaton Mitchell	Placed on Injured Reserve
8/31	DT	Bravvion Roy	Signed to the practice squad
8/31	CB	Kevon Seymour	Re-signed
8/31	DE	Brent Urban	Re-signed
8/31	CB	Damarion Williams	Placed on Injured Reserve
8/30	QB	Anthony Brown	Signed to the practice squad
8/30	G	TyKeem Doss	Signed to the practice squad
8/30	RB	Melvin Gordon III	Signed to the practice squad (veteran)
8/30	CB	Jeremy Lucien	Signed to the practice squad
8/30	G	Tashawn Manning	Signed to the practice squad
8/30	FB/TE	Ben Mason	Signed to the practice squad
8/30	OLB	Jeremiah Moon	Signed to the practice squad
8/30	C	Sam Mustipher	Signed to the practice squad (veteran)
8/30	DT	Rayshad Nichols	Signed to the practice squad
8/30	ILB	Josh Ross	Signed to the practice squad
8/30	WR	Sean Ryan	Signed to the practice squad
8/30	WR	Laquon Treadwell	Signed to the practice squad (veteran)
8/30	TE	Travis Vokolek	Signed to the practice squad
8/30	CB	Daryl Worley	Signed to the practice squad (veteran)
8/30	RB	Owen Wright	Signed to the practice squad
8/29	WR	Tarik Black	Waived
8/29	DT	Angelo Blackson	Terminated the contract of vested veteran
8/29	OLB	Tyus Bowser	Placed on Reserve/Non-Football Injury (NFI) list
8/29	QB	Anthony Brown	Waived
8/29	G	TyKeem Doss	Waived
8/29	RB	Melvin Gordon III	Terminated the contract of vested veteran
8/29	CB	Tae Hayes	Waived
8/29	QB	Josh Johnson	Terminated the contract of vested veteran
8/29	CB	Kyu Kelly	Waived
8/29	CB	Jeremy Lucien	Waived
8/29	G	Tashawn Manning	Waived
8/29	FB/TE	Ben Mason	Waived
8/29	OLB	Jeremiah Moon	Waived
8/29	LS	Nick Moore	Placed on Reserve/Non-Football Injury (NFI) list
8/29	C	Sam Mustipher	Terminated the contract of vested veteran

2023 TRANSACTIONS

8/29	DT	Rayshad Nichols	Waived	7/19	G	Andrew Vorhees	Placed on Non-Football Injury (NFI) list
8/29	WR	James Proche II	Waived	6/13	TE	Brian Walker	Released
8/29	ILB	Josh Ross	Waived	6/6	QB	Nolan Henderson	Released
8/29	WR	Sean Ryan	Waived	6/6	WR	Laquon Treadwell	Signed
8/29	CB	Kevon Seymour	Terminated the contract of vested veteran	5/31	CB	Jordan Swann	Signed
8/29	T	David Sharpe	Terminated the contract of vested veteran	5/24	DT	Angelo Blackson	Signed
8/29	OL	Jaylon Thomas	Waived	5/22	QB	Josh Johnson	Signed
8/29	WR	Laquon Treadwell	Terminated the contract of vested veteran	5/22	OLB	Daelin Hayes	Released
8/29	DE	Brent Urban	Terminated the contract of vested veteran	5/15	C	Sam Mustipher	Signed
8/29	TE	Travis Vokolek	Waived	5/12	CB	BoPete Keyes	Released
8/29	G	Andrew Vorhees	Placed on Reserve/Non-Football Injury (NFI) list	5/8	S	Jaquan Amos	Signed
8/29	LB	Kristian Welch	Waived	5/6	OLB	Tavius Robinson	Signed
8/29	CB	Daryl Worley	Terminated the contract of vested veteran	5/6	ILB	Trenton Simpson	Signed
8/29	RB	Owen Wright	Waived	5/4	T	Malaesala Aumavae-Laulu	Signed
8/28	DT	Trey Botts III	Waived	5/4	DT	Trey Botts III	Signed
8/28	DT	Kaieem Caesar	Waived	5/4	DT	Kaieem Caesar	Signed
8/28	WR	Dontay Demus Jr.	Waived	5/4	WR	Dontay Demus Jr.	Signed
8/28	G	Jake Guidone	Waived	5/4	G	TyKeem Doss	Signed
8/28	DB	DeAndre Houston-Carson	Terminated the contract of vested veteran	5/4	G	Jake Guidone	Signed
8/28	CB	Corey Mayfield Jr.	Waived	5/4	OLB	Malik Hamm	Signed
8/28	OLB	Kelle Sanders	Waived	5/4	QB	Nolan Henderson	Signed
8/25	WR	Shemar Bridges	Waived (injury settlement)	5/4	QB	Lamar Jackson	Signed to a five-year contract extension
8/18	S	Jaquan Amos	Waived (injury settlement)	5/4	CB	Kyu Kelly	Signed
8/18	OLB	Jadeveon Clowney	Signed	5/4	T	Brandon Kipper	Signed
8/18	CB	Jordan Swann	Waived (injured) and later signed an injury settlement	5/4	CB	Jeremy Lucien	Signed
8/17	CB	Ronald Darby	Signed	5/4	G	Tashawn Manning	Signed
8/14	DB	DeAndre Houston-Carson	Signed	5/4	CB	Corey Mayfield Jr.	Signed
8/14	RB	J.K. Dobbins	Passed physical and removed from Physically Unable to Perform (PUP)	5/4	RB	Keaton Mitchell	Signed
8/14	CB	Tae Hayes	Acquired off waivers (Det.)	5/4	WR	Sean Ryan	Signed
8/10	WR	Makai Polk	Waived	5/4	OLB	Kelle Sanders	Signed
8/9	WR	Rashod Bateman	Passed physical and removed from Physically Unable to Perform (PUP)	5/4	TE	Travis Vokolek	Signed
8/9	DT	Broderick Washington	Signed a three-year contract extension	5/4	G	Andrew Vorhees	Signed
8/7	FB	Patrick Ricard	Passed physical and removed from Physically Unable to Perform (PUP)	5/4	TE	Brian Walker	Signed
8/3	CB	Trayvon Mullen	Placed on Reserve/Non-Football Injury (NFI) list	5/4	RB	Owen Wright	Signed
7/31	CB	Damarion Williams	Passed physical and removed from Physically Unable to Perform (PUP)	5/3	CB	Rock Ya-Sin	Signed
7/29	CB	Trayvon Mullen	Placed on Non-Football Injury (NFI) list	4/24	QB	Tyler Huntley	Re-signed restricted free agent
7/28	CB	Trayvon Mullen	Signed	4/24	CB	Kevon Seymour	Re-signed unrestricted free agent
7/28	CB	Trayvon Mullen	Terminated the contract of vested veteran (failure to disclose physical condition)	4/19	WR	Tarik Black	Re-signed
7/26	T	Brandon Kipper	Waived	4/13	WR	Odell Beckham Jr.	Signed
7/26	CB	Arthur Maulet	Signed	4/6	LB	Kristian Welch	Re-signed
7/26	CB	Trayvon Mullen	Placed on Non-Football Injury (NFI) list	3/29	WR	Nelson Agholor	Signed unrestricted free agent
7/25	RB	Melvin Gordon III	Signed	3/21	LB	Del'Shawn Phillips	Re-signed
7/25	WR	Andy Isabella	Terminated the contract of vested veteran	3/17	RB	Justice Hill	Re-signed unrestricted free agent
7/25	LS	Nick Moore	Placed on Non-Football Injury (NFI) list	3/17	S	Geno Stone	Re-signed
7/25	WR	Tyler Ott	Signed	3/16	LS	Nick Moore	Re-signed
7/25	WR	Makai Polk	Acquired off waivers (NYG)	3/15	CB	Trayvon Mullen	Signed unrestricted free agent
7/25	WR	Mike Thomas	Terminated the contract of vested veteran (injury settlement)	3/15	S	Chuck Clark	Traded to the New York Jets for an undisclosed draft pick
7/24	WR	Rashod Bateman	Placed on Physically Unable to Perform (PUP) list	3/13	DE	Calais Campbell	Terminated the contract of vested veteran
7/24	DT	Rayshad Nichols	Passed physical and removed from Physically Unable to Perform (PUP)	2/15	DE	Brent Urban	Re-signed
7/21	OLB	Tyus Bowser	Placed on Non-Football Injury (NFI) list	2/15	CB	Daryl Worley	Re-signed
7/21	RB	J.K. Dobbins	Placed on Physically Unable to Perform (PUP) list	2/1	T	David Sharpe	Signed to Reserve/Future contract
7/21	DT	Rayshad Nichols	Placed on Physically Unable to Perform (PUP) list	1/19	WR	Andy Isabella	Signed to Reserve/Future contract
7/21	FB	Patrick Ricard	Placed on Physically Unable to Perform (PUP) list	1/17	FB	Ben Mason	Signed to Reserve/Future contract
7/21	WR	Mike Thomas	Placed on Physically Unable to Perform (PUP) list	1/16	WR	Shemar Bridges	Signed to Reserve/Future contract
7/21	CB	Damarion Williams	Placed on Physically Unable to Perform (PUP) list	1/16	CB	BoPete Keyes	Signed to Reserve/Future contract
				1/16	OLB	Jeremiah Moon	Signed to Reserve/Future contract
				1/16	DT	Rayshad Nichols	Signed to Reserve/Future contract
				1/16	G	John Simpson	Signed to Reserve/Future contract
				1/16	WR	Mike Thomas	Signed to Reserve/Future contract



RAVENS STATISTICS

- CUMULATIVE SEASON STATS
- TEAM GAME-BY-GAME STATISTICS
- LONGEST PLAYS FROM SCRIMMAGE
 - TEAM SUPERLATIVES
 - INDIVIDUAL SUPERLATIVES
 - TURNOVER TABLE
 - INSIDE-THE-20 SCORING
 - FIRST DOWNS
- COMPLETIONS BY DISTANCE
 - THE LAST TIME...
 - TEAM RECORD WHEN...
- PENALTY CHALLENGES
 - GAME RECAPS

2023 REGULAR SEASON STATISTICS

WON 13, LOST 4				HEAD COACH: JOHN HARBAUGH	
09/10	W	25-9	Houston	70,136	
09/17	W	27-24	at Cincinnati	66,015	
09/24	L	19-22 (OT)	Indianapolis	70,038	
10/01	W	28-3	at Cleveland	67,919	
10/08	L	10-17	at Pittsburgh	67,272	
10/15	W	24-16	at Tennessee (London)	61,011	
10/22	W	38-6	Detroit	70,989	
10/29	W	31-24	at Arizona	63,064	
11/05	W	37-3	Seattle	70,753	
11/12	L	31-33	Cleveland	70,424	
11/16	W	34-20	Cincinnati	70,997	
11/26	W	20-10	at L.A. Chargers	70,240	
12/10	W	37-31 (OT)	L.A. Rams	70,492	
12/17	W	23-7	at Jacksonville	68,021	
12/25	W	33-19	at San Francisco	71,812	
12/31	W	56-19	Miami	71,196	
01/06	L	10-17	Pittsburgh	70,355	

TEAM STATISTICS		BAL	OPP.
FIRST DOWNS		359	306
Rushing		144	96
Passing		180	175
Penalty		35	35
Third Down-Made/Att		87/207	91/250
Third Down Efficiency		42.0%	36.4%
Fourth Down-Made/Att		8/14	13/32
Fourth Down Efficiency		57.1%	40.6%
TOTAL NET YARDS		6,296	5,123
Avg. Per Game		370.4	301.4
Total Plays		1,076	1,109
Avg. Per Play		5.9	4.6
NET YARDS RUSHING		2,661	1,860
Avg. Per Game		156.5	109.4
Total Rushes		541	415
Avg. Per Rush		4.9	4.5
NET YARDS PASSING		3,635	3,263
Avg. Per Game		213.8	191.9
Sacked/Yards Lost		41/246	60/454
Gross Yards		3,881	3,717
Attempts/Completions		494/328	634/384
Pct. of Completion		66.4%	60.6%
Had Intercepted		7	18
PUNTS/AVERAGE		66/47.8	78/47.0
Net Punting Average		39.2	40.1
PUNT RETURN/AVG.		29/14.4	32/13.5
KICKOFF RETURN/AVG.		13/24.5	20/23.0
INTERCEPTION RETURN/AVG.		18/14.3	7/12.7
PENALTIES/YARDS		102/955	106/841
FUMBLES/BALL LOST		23/12	25/13
TOUCHDOWNS		55	26
Rushing		26	6
Passing		27	18
Returns		2	2
EXTRA POINTS/ATTEMPTS		51/52	18/19
TWO POINT CONVERSION/ATT.		2/2	2/7
FIELD GOALS/ATTEMPTS		32/37	32/35
AVG. TIME OF POSSESSION		30:55	29:05

* SCORE BY PERIODS	Q1	Q2	Q3	Q4	OT	PTS
TEAM	106	155	99	117	6	483
OPPONENTS	47	72	40	118	3	280

SCORING	TD	RU	PA	RT	K-PAT	FG	2PT	S	PTS
J. Tucker	0	0	0	0	51/52	32/37	0	0	147
G. Edwards	13	13	0	0	0/0	0/0	1	0	80
Z. Flowers	6	1	5	0	0/0	0/0	1	0	38
M. Andrews	6	0	6	0	0/0	0/0	0	0	36
L. Jackson	5	5	0	0	0/0	0/0	0	0	30
I. Likely	5	0	5	0	0/0	0/0	0	0	30
N. Agholor	4	0	4	0	0/0	0/0	0	0	24
J. Hill	4	3	1	0	0/0	0/0	0	0	24
O. Beckham Jr.	3	0	3	0	0/0	0/0	0	0	18
K. Mitchell	2	2	0	0	0/0	0/0	0	0	12
R. Bateman	1	0	1	0	0/0	0/0	0	0	6
J. Dobbins	1	1	0	0	0/0	0/0	0	0	6
M. Gordon III	1	1	0	0	0/0	0/0	0	0	6
K. Hamilton	1	0	0	1	0/0	0/0	0	0	6
C. Kolar	1	0	1	0	0/0	0/0	0	0	6
P. Ricard	1	0	1	0	0/0	0/0	0	0	6
T. Wallace	1	0	0	1	0/0	0/0	0	0	6
TEAM	55	26	27	2	51/52	32/37	2	0	483
OPPONENTS	26	6	18	2	18/19	32/35	2	1	280

* RUSHING	NO.	YDS	AVG	LONG	TD
L. Jackson	148	821	5.5	30	5
G. Edwards	198	810	4.1	42	13
K. Mitchell	47	396	8.4	60	2
J. Hill	84	387	4.6	41	3
M. Gordon III	26	81	3.1	22	1
Z. Flowers	8	56	7.0	37t	1
T. Huntley	15	55	3.7	11	0
J. Dobbins	8	22	2.8	4t	1
R. Bateman	1	18	18.0	18	0
K. Duvernay	4	15	3.8	8	0
M. Andrews	1	0	0.0	0	0
K. Drake	1	0	0.0	0	0
TEAM	541	2,661	4.9	60	26
OPPONENTS	415	1,860	4.5	63	6

* RECEIVING	TAR	NO.	YDS	AVG	LONG	TD
Z. Flowers	108	77	858	11.1	75t	5
M. Andrews	61	45	544	12.1	38	6
N. Agholor	45	35	381	10.9	37t	4
O. Beckham Jr.	64	35	565	16.1	51	3
R. Bateman	56	32	367	11.5	29	1
I. Likely	40	30	411	13.7	54t	5
J. Hill	39	28	206	7.4	24	1
G. Edwards	13	12	180	15.0	80	0
K. Mitchell	11	9	93	10.3	32	0
C. Kolar	9	7	87	12.4	19t	1
P. Ricard	7	5	52	10.4	28	1
D. Duvernay	9	4	18	4.5	10	0
M. Gordon III	3	3	46	15.3	23	0
J. Dobbins	3	2	15	7.5	10	0
K. Drake	3	2	31	15.5	24	0
L. Treadwell	3	1	16	16.0	16	0
T. Wallace	2	1	11	11.0	11	0
TEAM	476	328	3,881	11.8	80	27
OPPONENTS	604	384	3,717	9.7	71t	18

* INTERCEPTIONS	NO.	YDS	AVG	LONG	TD
G. Stone	7	101	14.4	36	0
K. Hamilton	4	25	6.3	18t	1
B. Stephens	2	56	28.0	52	0
R. Smith	1	30	30.0	30	0
M. Williams	1	22	22.0	22	0
P. Queen	1	21	21.0	21	0
M. Humphrey	1	3	3.0	3	0
A. Maulet	1	0	0.0	0	0
TEAM	18	258	14.3	52	1
OPPONENTS	7	89	12.7	34t	1

* OFFENSIVE FUMBLES	FUM	LST	REC	TD
L. Jackson	11	6	4	0
G. Edwards	3	2	1	0
O. Beckham Jr.	1	1	0	0
K. Drake	1	1	0	0
M. Gordon III	1	1	0	0
J. Hill	1	1	0	0
N. Agholor	1	0	0	0
M. Andrews	1	0	1	0
T. Linderbaum	1	0	0	0
S. Mustipher	1	0	0	0
K. Seymour	1	0	0	0
J. Simpson	0	0	1	0
K. Zeidler	0	0	1	0
TEAM	23	12	8	0
OPPONENTS	25	13	5	0

* PUNTING	NO.	YDS	AVG	NET	TB	IN	LG	B
J. Stout	66	3,158	47.8	39.2	5	28	67	1
TEAM	66	3,158	47.8	39.2	5	28	67	1
OPPONENTS	78	3,666	47.0	40.1	6	21	67	0

* PUNT RETURNS	RET	FC	YDS	AVG	LONG	TD
D. Duvernay	23	20	290	12.6	70	0
T. Wallace	6	6	127	21.2	76t	1
D. Williams	0	1	0	0.0	0	0
TEAM	29	27	417	14.4	76t	1
OPPONENTS	32	17	433	13.5	81t	1

* KICKOFF RETURNS	NO.	YDS	AVG	LONG	TD
D. Duvernay	9	174	19.3	28	0
J. Hill	3	119	39.7	78	0
T. Wallace	1	26	26.0	26	0
TEAM	13	319	24.5	78	0
OPPONENTS	20	459	23.0	38	0

* FIELD GOALS	1-19	20-29	30-39	40-49	50+
J. Tucker	0/0	10/10	10/10	11/12	1/5
TEAM	0/0	10/10	10/10	11/12	1/5
OPPONENTS	0/0	10/10	10/10	5/5	7/10

J. Tucker: (39G) (59WR, 44G, 40G) (50G, 61SH) (-) (23G) (41G, 28G, 23G, 29G, 20G, 36G) (32G) (53LU, 48G) (37G, 45G, 31G) (37G, 55B) (25G, 47G) (42G, 48G, 44WL) (31G, 47G, 33G) (43G, 26G, 34G) (28G, 41G, 28G, 24G) (-) (36G)

OPP: (35G, 38G, 36G) (27G) (31G, 54G, 53G, 53G) (53G) (43G, 25G, 42G) (26G, 27G, 38G) (47G) (33G) (36G, 28G, 23G, 40G) (50G, 53WL, 26G) (39G) (27G, 51G, 36G) (50RU, 55WL) (45G) (27G, 38G) (25G)

2-Pt Conv: Z. Flowers 1, G. Edwards 1, TM 2-2, OPP 2-7

SACKS: J. Madubuike 13.0, J. Clowney 9.5, K. Van Noy 9.0, O. Oweh 5.0, P. Queen 3.5, K. Hamilton 3.0, B. Urban 3.0, B. Washington 2.0, A. Maulet 2.0, R. Smith 1.5, T. Jones 1.5, T. Robinson 1.0, D. Ojabo 1.0, T. Simpson 1.0, M. Pierce 1.0, A. Washington 1.0, (group) 2.0, TM 60.0, OPP 40.0

* PASSING	ATT	CMP	YDS	CMP%	YDS/ATT	TD	TD%	INT	INT%	LONG	SACK/LOST	RATING
L. Jackson	457	307	3,678	67.2	8.0	24	5.3	7	1.5	80	37/218	102.7
T. Huntley	37	21	203	56.8	5.5	3	8.1	0	0.0	27t	4/28	99.3
TEAM	494	328	3,881	66.4	7.9	27	5.5	7	1.4	80	41.0/246	102.5
OPPONENTS	634	384	3,717	60.6	5.9	18	2.8	18	2.8	71t	60.0/454	74.6

2023 POSTSEASON STATISTICS

WON 1, LOST 1 HEAD COACH: JOHN HARBAUGH

01/20	W	34-10	AFC Divisional Playoff Game Houston	71,018
01/28	L	10-17	Conference Championship Kansas City	71,439

TEAM STATISTICS	BAL	OPP.
FIRST DOWNS	38	32
Rushing	17	6
Passing	21	20
Penalty	0	6
Third Down-Made/Att	7/23	12/30
Third Down Efficiency	30.4%	40.0%
Fourth Down-Made/Att	4/4	1/3
Fourth Down Efficiency	100.0%	33.3%
TOTAL NET YARDS	688	532
Avg. Per Game	344.0	266.0
Total Plays	124	120
Avg. Per Play	5.5	4.4
NET YARDS RUSHING	310	127
Avg. Per Game	155.0	63.5
Total Rushes	58	46
Avg. Per Rush	5.3	2.8
NET YARDS PASSING	378	405
Avg. Per Game	189.0	202.5
Sacked/Yards Lost	7/46	2/11
Gross Yards	424	416
Attempts/Completions	59/36	72/49
Pct. of Completion	61.0%	68.1%
Had Intercepted	1	0
PUNTS/AVERAGE	9/46.7	11/45.1
Net Punting Average	37.2	40.4
PUNT RETURN/AVG.	3/10.7	3/28.3
KICKOFF RETURN/AVG.	2/26.5	3/23.0
INTERCEPTION RETURN/AVG.	0/0.0	1/0.0
PENALTIES/YARDS	11/110	14/100
FUMBLES/BALL LOST	2/2	3/0
TOUCHDOWNS	5	3
Rushing	2	1
Passing	3	1
Returns	0	1
EXTRA POINTS/ATTEMPTS	5/5	3/3
TWO POINT CONVERSION/ATT.	0/0	0/0
FIELD GOALS/ATTEMPTS	3/3	2/3
AVG. TIME OF POSSESSION	30:03	29:57

* SCORE BY PERIODS	Q1	Q2	Q3	Q4	OT	PTS
TEAM	10	7	7	20	0	44
OPPONENTS	10	17	0	0	0	27

SCORING	TD	RU	PA	RT	K-PAT	FG	2PT	S	PTS
J. Tucker	0	0	0	0	5/5	3/3	0	0	14
L. Jackson	2	2	0	0	0/0	0/0	0	0	12
N. Agholor	1	0	1	0	0/0	0/0	0	0	6
Z. Flowers	1	0	1	0	0/0	0/0	0	0	6
I. Likely	1	0	1	0	0/0	0/0	0	0	6
TEAM	5	2	3	0	5/5	3/3	0	0	44
OPPONENTS	3	1	1	1	3/3	2/3	0	0	27

SACKS: J. Clowney 1.0, M. Pierce 0.5, J. Madubuike 0.5, (group) 0.0, TM 2.0, OPP 7.0

* PASSING	ATT	CMP	YDS	CMP%	YDS/ATT	TD	TD%	INT	INT%	LONG	SACK/LOST	RATING
L. Jackson	59	36	424	61.0	7.2	3	5.1	1	1.7	54	7/46	92.8
TEAM	59	36	424	61.0	7.2	3	5.1	1	1.7	54	7.0/46	92.8
OPPONENTS	72	49	416	68.1	5.8	1	1.4	0	0.0	32	2.0/11	87.5

* RUSHING	NO.	YDS	AVG	LONG	TD
L. Jackson	19	154	8.1	23	2
J. Hill	16	69	4.3	14	0
G. Edwards	13	60	4.6	15	0
D. Cook	8	23	2.9	19	0
Z. Flowers	2	4	2.0	3	0
TEAM	58	310	5.3	23	2
OPPONENTS	46	127	2.8	16	1

* RECEIVING	TAR	NO.	YDS	AVG	LONG	TD
Z. Flowers	13	9	156	17.3	54	1
J. Hill	9	6	45	7.5	11	0
R. Bateman	6	4	41	10.3	21	0
O. Beckham Jr.	7	4	34	8.5	12	0
I. Likely	6	4	50	12.5	19	1
N. Agholor	7	3	51	17.0	39	1
M. Andrews	2	2	15	7.5	9	0
G. Edwards	3	2	15	7.5	16	0
L. Jackson	1	1	13	13.0	13	0
C. Kolar	1	1	4	4.0	4	0
TEAM	55	36	424	11.8	54	3
OPPONENTS	67	49	416	8.5	32	1

* INTERCEPTIONS	NO.	YDS	AVG	LONG	TD
OPPONENTS	1	0	0.0	0	0

* OFFENSIVE FUMBLES	FUM	LST	REC	TD
Z. Flowers	1	1	0	0
L. Jackson	1	1	0	0
TEAM	2	2	0	0
OPPONENTS	3	0	1	0

* PUNTING	NO.	YDS	AVG	NET	TB	IN	LG	B
J. Stout	9	420	46.7	37.2	0	4	66	0
TEAM	9	420	46.7	37.2	0	4	66	0
OPPONENTS	11	496	45.1	40.4	1	3	55	0

* PUNT RETURNS	RET	FC	YDS	AVG	LONG	TD
D. Duvernay	3	2	32	10.7	21	0
TEAM	3	2	32	10.7	21	0
OPPONENTS	3	3	85	28.3	67t	1

* KICKOFF RETURNS	NO.	YDS	AVG	LONG	TD
D. Duvernay	2	53	26.5	37	0
TEAM	2	53	26.5	37	0
OPPONENTS	3	69	23.0	30	0

* FIELD GOALS	1-19	20-29	30-39	40-49	50+
J. Tucker	0/0	0/0	0/0	2/2	1/1
TEAM	0/0	0/0	0/0	2/2	1/1
OPPONENTS	0/0	0/0	0/0	0/1	2/2

J. Tucker: (53G, 43G) (43G)

OPP: (50G, 47WR) (52G)

2-Pt Conv: TM 0-0, OPP 0-0

2023 DEFENSIVE & SPECIAL TEAMS STATISTICS

2023 REGULAR SEASON BALTIMORE RAVENS DEFENSIVE STATS (THROUGH WEEK 18)

PLAYER	TOTAL	TKL.	ASST	SACKS/YDS.	TFL	QBH	FR	FF	INT./YDS.	PD
Roquan Smith	158	84	74	1.5/12.0	5	5	0	1	1/30	8
Patrick Queen	133	84	49	3.5/35.0	9	6	1	1	1/21	6
Kyle Hamilton	81	63	18	3.0/36.0	10	4	0	1	4/25	13
Brandon Stephens	71	56	15	0.0/0.0	2	0	0	0	2/56	11
Geno Stone	66	44	22	0.0/0.0	0	0	0	0	7/101	9
Justin Madubuike	56	38	18	13.0/89.5	12	33	0	2	0/0	0
Marcus Williams	55	35	20	0.0/0.0	1	0	0	0	1/22	8
Jadeveon Clowney	43	24	19	9.5/51.0	9	19	1	2	0/0	5
Michael Pierce	42	24	18	1.0/22.0	2	3	2	1	0/0	2
Travis Jones	36	20	16	1.5/7.5	4	5	0	0	0/0	2
Arthur Maulet	34	29	5	2.0/17.0	5	3	2	0	1/0	5
Kyle Van Noy	30	20	10	9.0/66.0	9	9	0	2	0/0	4
Marlon Humphrey	26	22	4	0.0/0.0	1	1	0	0	1/3	5
Ronald Darby	25	22	3	0.0/0.0	1	0	0	0	0/0	7
Tavius Robinson	25	12	13	1.0/7.0	2	1	0	0	0/0	0
Odafe Oweh	23	20	3	5.0/32.0	4	12	0	2	0/0	0
Brent Urban	22	16	6	3.0/26.0	5	6	1	0	0/0	2
Broderick Washington	18	10	8	2.0/15.0	3	5	2	0	0/0	0
Malik Harrison	17	11	6	0.0/0.0	0	1	0	0	0/0	0
Del'Shawn Phillips	16	9	7	0.0/0.0	1	0	0	1	0/0	0
Rock Ya-Sin	12	8	4	0.0/0.0	0	0	0	0	0/0	2
Ar'Darius Washington	11	6	5	1.0/8.0	1	2	0	0	0/0	2
Jeremiah Moon	10	4	6	0.0/0.0	1	0	0	1	0/0	0
Daryl Worley	9	6	3	0.0/0.0	0	0	0	0	0/0	1
Trenton Simpson	7	5	2	1.0/6.0	2	1	1	0	0/0	0
David Ojabo	6	5	1	1.0/5.0	0	1	0	1	0/0	0
Jalyn Armour-Davis	4	2	2	0.0/0.0	0	0	0	0	0/0	0
Kevon Seymour	2	2	0	0.0/0.0	0	0	0	0	0/0	0
(group)	--	--	--	2.0/19.0	--	--	--	--	--/--	--
TOTALS	1,038	681	357	60.0/454.0	89	117	10	15	18/258	92

ASST=Assist, TFL=Tackle for a Loss, Int.=Interception, FR=Fumble Recovery, FF=Forced Fumble, PD=Pass Defense

2023 RAVENS SPECIAL TEAMS

PLAYER	TTL.	SOLO	ASST.	FF	FR
Del'Shawn Phillips	8	2	6	0	1
Trenton Simpson	6	5	1	0	0
Charlie Kolar	4	3	1	0	0
Tyler Ott	4	3	1	0	0
Ronald Darby	3	2	1	0	0
Malik Harrison	3	2	1	0	0
Arthur Maulet	3	3	0	0	0
Brandon Stephens	3	1	2	0	0
Daryl Worley	3	2	1	0	0
Jalyn Armour-Davis	2	0	2	0	0
Devin Duvernay	2	2	0	0	1
Isaiah Likely	2	2	0	0	0
Keaton Mitchell	2	1	1	0	0
Jeremiah Moon	2	2	0	1	0
Geno Stone	2	0	2	0	0
Jordan Stout	2	2	0	0	0
Laquon Treadwell	2	1	1	0	0
Tylan Wallace	2	2	0	0	0
DeAndre Houston-Carson	1	1	0	0	0
Tavius Robinson	1	1	0	0	0
Kevon Seymour	1	1	0	0	1
Rock Ya-Sin	1	1	0	0	0
TOTALS	59	39	20	1	3

DEFENSIVE STATS BY RANK

SACKS		INTERCEPTIONS		TACKLES FOR LOSS		PASSES DEFENSED		QBH	
PLAYER	NO.	PLAYER	NO.	PLAYER	NO.	PLAYER	NO.	PLAYER	NO.
Justin Madubuike	13.0	Geno Stone	7	Justin Madubuike	12	Kyle Hamilton	13	Justin Madubuike	33
Jadeveon Clowney	9.5	Kyle Hamilton	4	Kyle Hamilton	10	Brandon Stephens	11	Jadeveon Clowney	19
Kyle Van Noy	9.0	Brandon Stephens	2	Jadeveon Clowney	9	Geno Stone	9	Odafe Oweh	12
Odafe Oweh	5.0	Marlon Humphrey	1	Patrick Queen	9	Roquan Smith	8	Kyle Van Noy	9
Patrick Queen	3.5	Arthur Maulet	1	Kyle Van Noy	9	Marcus Williams	8	Patrick Queen	6
Kyle Hamilton	3.0	Patrick Queen	1	Arthur Maulet	5	Ronald Darby	7	Brent Urban	6
Brent Urban	3.0	Roquan Smith	1	Roquan Smith	5	Patrick Queen	6	Travis Jones	5
Arthur Maulet	2.0	Marcus Williams	1	Brent Urban	5	Jadeveon Clowney	5	Roquan Smith	5
Broderick Washington	2.0			Travis Jones	4	Marlon Humphrey	5	Broderick Washington	5
Travis Jones	1.5			Odafe Oweh	4	Arthur Maulet	5	Kyle Hamilton	4
Roquan Smith	1.5			Broderick Washington	3	Kyle Van Noy	4	Arthur Maulet	3
David Ojabo	1.0			Michael Pierce	2	Travis Jones	2	Michael Pierce	3
Michael Pierce	1.0			Tavius Robinson	2	Michael Pierce	2	Ar'Darius Washington	2
Tavius Robinson	1.0			Trenton Simpson	2	Brent Urban	2	Malik Harrison	1
Trenton Simpson	1.0			Brandon Stephens	2	Ar'Darius Washington	2	Marlon Humphrey	1
Ar'Darius Washington	1.0			Ronald Darby	1	Rock Ya-Sin	2	David Ojabo	1
				Marlon Humphrey	1	Daryl Worley	1	Tavius Robinson	1
				Jeremiah Moon	1			Trenton Simpson	1
				Del'Shawn Phillips	1				
				Ar'Darius Washington	1				
				Marcus Williams	1				

FORCED FUMBLES

FUMBLE RECOVERIES

PLAYER	NO.	PLAYER	NO.
Jadeveon Clowney	2	Arthur Maulet	2
Justin Madubuike	2	Michael Pierce	2
Odafe Oweh	2	Broderick Washington	2
Kyle Van Noy	2	Jadeveon Clowney	1
Kyle Hamilton	1	Patrick Queen	1
Jeremiah Moon	1	Trenton Simpson	1
David Ojabo	1	Brent Urban	1
Del'Shawn Phillips	1		
Michael Pierce	1		
Patrick Queen	1		
Roquan Smith	1		

2023 POSTSEASON DEFENSIVE & SPECIAL TEAMS STATISTICS

2023 POSTSEASON BALTIMORE RAVENS DEFENSIVE STATS

PLAYER	TOTAL	TKL.	ASST	TFL	SACKS/YDS.	QBH	FR	FF	INT./YDS.	PD
Roquan Smith	23	10	13	2	0.0/0.0	1	0	0	0/0	0
Kyle Hamilton	14	12	2	1	0.0/0.0	1	0	0	0/0	0
Patrick Queen	13	12	1	0	0.0/0.0	1	0	0	0/0	0
Brandon Stephens	12	8	4	0	0.0/0.0	0	0	0	0/0	0
Justin Madubuike	9	4	5	1	0.5/1.0	3	0	0	0/0	0
Ronald Darby	7	6	1	0	0.0/0.0	0	0	1	0/0	2
Malik Harrison	7	1	6	0	0.0/0.0	0	0	0	0/0	0
Arthur Maulet	5	3	2	0	0.0/0.0	1	0	0	0/0	0
Marcus Williams	5	3	2	0	0.0/0.0	0	0	0	0/0	2
Jadeveon Clowney	4	2	2	1	1.0/9.0	1	0	0	0/0	0
Travis Jones	4	1	3	0	0.0/0.0	1	0	0	0/0	1
Kyle Van Noy	4	3	1	1	0.0/0.0	1	0	0	0/0	0
Michael Pierce	3	1	2	1	0.5/1.0	1	0	0	0/0	0
Brent Urban	3	1	2	0	0.0/0.0	0	0	0	0/0	0
Broderick Washington	3	1	2	0	0.0/0.0	1	0	0	0/0	0
Odafe Oweh	2	0	2	0	0.0/0.0	1	0	0	0/0	0
Geno Stone	2	0	2	0	0.0/0.0	0	0	0	0/0	0
Marlon Humphrey	1	1	0	0	0.0/0.0	0	0	0	0/0	0
Tavius Robinson	1	0	1	0	0.0/0.0	0	0	0	0/0	0
Ar'Darius Washington	1	0	1	0	0.0/0.0	0	0	0	0/0	0
(group)	--	--	--	--	0.0/0.0	--	--	--	--/--	--
TOTALS	123	69	54	7	2.0/11.0	13	0	1	0/0	5

ASST=Assist, TFL=Tackle for a Loss, Int.=Interception, FR=Fumble Recovery, FF=Forced Fumble, PD=Pass Defense

2023 RAVENS SPECIAL TEAMS

POS.	PLAYER	TTL.	SOLO	ASST.
WR	Dan Chisena	3	2	1
LB	Malik Harrison	1	1	0
CB	Arthur Maulet	1	1	0
ILB	Trenton Simpson	1	0	1
TOTALS		6	4	2

DEFENSIVE STATS BY RANK

SACKS		INTERCEPTIONS		TACKLES FOR LOSS		PASSES DEFENSED		QBH	
PLAYER	NO.	PLAYER	NO.	PLAYER	NO.	PLAYER	NO.	PLAYER	NO.
Jadeveon Clowney	1.0			Roquan Smith	2	Ronald Darby	2	Justin Madubuike	3
Justin Madubuike	0.5			Jadeveon Clowney	1	Marcus Williams	2	Jadeveon Clowney	1
Michael Pierce	0.5			Kyle Hamilton	1	Travis Jones	1	Kyle Hamilton	1
				Justin Madubuike	1			Travis Jones	1
				Michael Pierce	1			Arthur Maulet	1
				Kyle Van Noy	1			Odafe Oweh	1
								Michael Pierce	1
								Patrick Queen	1
								Roquan Smith	1
								Kyle Van Noy	1
								Broderick Washington	1

FORCED FUMBLES FUMBLE RECOVERIES

PLAYER	NO.	PLAYER	NO.
Ronald Darby	1		

GAME-BY-GAME OFFENSE

2023 REGULAR SEASON RAVENS GAME-BY-GAME OFFENSE

	09/10	09/17	09/24	10/01	10/08	10/15	10/22	10/29	11/05	11/12	11/16	11/26	12/10	12/17	12/25	12/31	01/06	Totals
	HOU	@ CIN	IND	@ CLE	@ PIT	@ TEN	DET	@ ARI	SEA	CLE	CIN	@ LAC	LAR	@ JAX	@ SF	MIA	PIT	
FIRST DOWNS																		
Total	18	26	20	16	19	20	23	21	29	17	22	20	23	25	23	24	13	359
Rushing	7	11	12	7	7	9	7	9	16	3	10	10	6	14	4	8	4	144
Passing	8	12	7	8	11	9	15	8	11	9	9	9	17	9	14	15	9	180
Penalty	3	3	1	1	1	2	1	4	2	5	3	1	0	2	5	1	0	35
THIRD DOWNS																		
Attempts	15	14	16	12	14	16	8	11	13	8	12	13	12	12	11	7	13	207
Converted	8	9	6	4	5	8	4	4	6	2	6	4	4	5	4	4	4	87
Percentage	53.3%	64.3%	37.5%	33.3%	35.7%	50.0%	50.0%	36.4%	46.2%	25.0%	50.0%	30.8%	33.3%	41.7%	36.4%	57.1%	30.8%	42.0%
FOURTH DOWNS																		
Attempts	0	0	1	1	2	0	1	0	2	0	0	3	0	1	1	1	1	14
Converted	0	0	0	1	0	0	1	0	1	0	0	1	0	1	1	1	1	8
Percentage	0	0	0.0%	100.0%	0.0%	0	100.0%	0	50.0%	0	0	33.3%	0	100.0%	100.0%	100.0%	100.0%	57.1%
TOT. OFFENSE																		
Net Yards	265	415	364	296	335	360	503	268	515	306	405	361	449	396	343	491	224	6,296
Plays	58	70	72	55	67	70	55	60	75	50	60	69	71	69	63	55	57	1,076
Avg./Play	4.6	5.9	5.1	5.4	5.0	5.1	9.1	4.5	6.9	6.1	6.8	5.2	6.3	5.7	5.4	8.9	3.9	5.9
RUSHING																		
Net Yards	110	178	186	131	125	139	146	130	298	106	157	197	139	251	102	160	106	2,661
Rush. Att.	32	37	37	33	25	39	27	29	41	24	31	35	26	42	26	32	25	541
Avg./Att.	3.4	4.8	5.0	4.0	5.0	3.6	5.4	4.5	7.3	4.4	5.1	5.6	5.3	6.0	3.9	5.0	4.2	4.9
PASSING																		
Net Yards	155	237	178	165	210	221	357	138	217	200	248	164	310	145	241	331	118	3,635
Attempts	22	33	31	19	38	30	28	27	33	23	26	32	43	24	35	22	28	494
Completions	17	24	22	15	22	21	21	18	26	13	16	18	24	14	23	19	15	328
Completion Pct	77.3%	72.7%	71.0%	78.9%	57.9%	70.0%	75.0%	66.7%	78.8%	56.5%	61.5%	56.3%	55.8%	58.3%	65.7%	86.4%	53.6%	66.4%
Avg. Gain Per Pass Play	6.0	7.2	5.1	7.5	5.0	7.1	12.8	4.5	6.4	7.7	8.6	4.8	6.9	5.4	6.5	14.4	3.7	6.8
Intercepted	1	0	0	0	1	1	0	0	2	0	0	0	1	1	0	0	0	7
Gross Yards	169	237	202	186	236	223	357	157	225	223	264	177	316	171	252	340	146	3,881
Sacked	4.0	0.0	4.0	3.0	4.0	1.0	0.0	4.0	1.0	3.0	3.0	2.0	2.0	3.0	2.0	1.0	4.0	41.0
Yards Lost	14	0	24	21	26	2	0	19	8	23	16	13	6	26	11	9	28	246
PENALTIES																		
Number	13	6	1	8	2	9	4	6	3	7	9	5	7	6	6	7	3	102
Yards	106	56	5	92	20	88	45	45	11	64	110	42	79	54	67	45	26	955
FUMBLES																		
Number	2	0	4	2	4	0	1	1	3	0	1	1	1	0	0	1	2	23
Lost	1	0	2	1	2	0	1	0	2	0	0	0	0	0	0	1	2	12
PUNTING																		
Yards	249	117	329	334	154	146	112	242	113	161	182	121	191	129	130	71	377	3,158
Punts	5	2	7	7	5	3	2	5	2	3	4	3	4	3	3	2	7	67
Net Avg.	45.0	8.0	40.1	44.3	29.2	45.0	40.0	46.2	47.5	40.3	34.5	32.7	45.5	37.3	39.7	35.5	37.9	39.2
Gross Avg.	49.8	58.5	47.0	47.7	30.8	48.7	56.0	48.4	56.5	53.7	45.5	40.3	47.8	43.0	43.3	35.5	53.9	47.1
Touchbacks	0	1	0	0	0	0	0	0	0	2	1	0	0	0	0	0	1	5
Punts Blocked	0	0	0	0	1	0	0	0	0	0	0	0	0	0	0	0	0	1
Punt Returns	0	1	4	3	2	3	0	3	2	2	1	1	4	1	1	1	0	29
Punt Return Yards	0	2	45	47	13	91	0	31	27	12	5	3	109	3	23	6	0	417
Punt Return Avg.	0	2.0	11.3	15.7	6.5	30.3	0	10.3	13.5	6.0	5.0	3.0	27.3	3.0	23.0	6.0	0	14.4
Inside 20	3	0	2	3	3	2	0	4	0	1	1	2	2	2	2	0	1	28
Fair Catches	1	2	1	2	3	1	2	0	3	0	3	2	1	2	0	1	3	27
SCORING																		
Points	25	27	19	28	10	24	38	31	37	31	34	20	37	23	33	56	10	483
Q1	7	7	7	7	7	6	14	7	0	17	7	0	7	3	3	7	0	106
Q2	0	6	0	14	3	12	14	7	17	0	14	10	10	7	13	21	7	155
Q3	15	7	7	0	0	0	7	7	13	7	6	3	3	0	17	7	0	99
Q4	3	7	5	7	0	6	3	10	7	7	7	7	11	13	0	21	3	117
OT	0	0	0	0	0	0	0	0	0	0	0	0	6	0	0	0	0	6
TD Rushing	3	1	2	2	1	0	2	3	3	2	2	1	0	1	1	2	0	26
TD Passing	0	2	0	2	0	1	3	1	1	1	2	1	3	1	2	6	1	27
TD KO Returns	0	0	0	0	0	0	0	0	0	0	0	0	0	0	0	0	0	0
TD Punt Returns	0	0	0	0	0	0	0	0	0	0	0	0	1	0	0	0	0	1
TD Sp. Teams	0	0	0	0	0	0	0	0	0	0	0	0	0	0	0	0	0	0
TD Def. Returns	0	0	0	0	0	0	0	0	0	1	0	0	0	0	0	0	0	1
Total TDs	3	3	2	4	1	1	5	4	4	4	4	2	4	2	3	8	1	55
PAT Attempts	3	3	2	4	1	1	5	4	4	4	4	2	3	2	3	8	1	54
PAT Made	3	3	2	4	1	0	5	4	4	4	4	2	3	2	3	8	1	53
FG Attempts	1	3	2	0	1	6	1	2	3	2	2	3	3	3	4	0	1	37
FG Made	1	2	1	0	1	6	1	1	3	1	2	2	3	3	4	0	1	32
Safety	0	0	1	0	0	0	0	0	0	0	0	0	0	0	0	0	0	1
2-Pt Attempts	1	0	0	0	0	0	0	0	0	0	0	0	1	0	0	0	0	2
2-Pt Made	1	0	0	0	0	0	0	0	0	0	0	0	1	0	0	0	0	2
Time of Possession	30:55	33:04	32:18	29:50	30:14	35:42	30:22	29:39	40:04	25:45	30:37	33:23	27:43	34:19	31:14	30:23	25:06	530:38
KICKOFFS																		
Kickoff Returns	1	0	1	2	0	2	0	0	0	2	0	0	1	0	2	2	0	13
Kickoff Return Yards	18	0	20	44	0	41	0	0	0	30	0	0	21	0	44	101	0	319
Kickoff Return Avg.	18.0	0	20.0	22.0	0	20.5	0	0	0	15.0	0	0	21.0	0	22.0	50.5	0	24.5

GAME-BY-GAME OFFENSE [POSTSEASON]

2023 POSTSEASON RAVENS GAME-BY-GAME OFFENSE

	01/20	01/28	
	HOU	KC	Totals
FIRST DOWNS			
Total	22	16	38
Rushing	12	5	17
Passing	10	11	21
Penalty	0	0	0
THIRD DOWNS			
Attempts	12	11	23
Converted	4	3	7
Percentage	33.3%	27.3%	30.4%
FOURTH DOWNS			
Attempts	2	2	4
Converted	2	2	4
Percentage	100.0%	100.0%	100.0%
TOT. OFFENSE			
Net Yards	352	336	688
Plays	67	57	124
Avg./Play	5.3	5.9	5.5
RUSHING			
Net Yards	229	81	310
Rush. Att.	42	16	58
Avg./Att.	5.5	5.1	5.3
PASSING			
Net Yards	123	255	378
Attempts	22	37	59
Completions	16	20	36
Completion Pct	72.7%	54.1%	61.0%
Avg. Gain Per Pass Play	4.9	6.2	5.7
Intercepted	0	1	1
Gross Yards	152	272	424
Sacked	3.0	4.0	7.0
Yards Lost	29	17	46
PENALTIES			
Number	3	8	11
Yards	15	95	110
FUMBLES			
Number	0	2	2
Lost	0	2	2
PUNTING			
Yards	169	251	420
Punts	4	5	9
Net Avg.	25.5	46.6	37.2
Gross Avg.	42.3	50.2	46.7
Touchbacks	0	0	0
Punts Blocked	0	0	0
Punt Returns	1	2	3
Punt Return Yards	11	21	32
Punt Return Avg.	11.0	10.5	10.7
Inside 20	1	3	4
Fair Catches	2	0	2
SCORING			
Points	34	10	44
Q1	3	7	10
Q2	7	0	7
Q3	7	0	7
Q4	17	3	20
OT	0	0	0
TD Rushing	2	0	2
TD Passing	2	1	3
TD KO Returns	0	0	0
TD Punt Returns	0	0	0
TD Sp. Teams	0	0	0
TD Def. Returns	0	0	0
Total TDs	4	1	5
PAT Attempts	4	1	5
PAT Made	4	1	5
FG Attempts	2	1	3
FG Made	2	1	3
Safety	0	0	0
2-Pt Attempts	0	0	0
2-Pt Made	0	0	0
Time of Possession	37:35	22:30	60:05
KICKOFFS			
Kickoff Returns	2	0	2
Kickoff Return Yards	53	0	53
Kickoff Return Avg.	26.5	0	26.5

GAME-BY-GAME DEFENSE

2023 REGULAR SEASON RAVENS GAME-BY-GAME DEFENSE

	09/10	09/17	09/24	10/01	10/08	10/15	10/22	10/29	11/05	11/12	11/16	11/26	12/10	12/17	12/25	12/31	01/06	Totals
	@ HOU	@ CIN	IND	@ CLE	@ PIT	@ TEN	DET	@ ARI	SEA	CLE	CIN	@ LAC	LAR	@ JAX	@ SF	MIA	PIT	
FIRST DOWNS																		
Total	18	19	19	13	17	17	18	22	6	24	20	16	24	16	21	20	16	306
Rushing	1	4	10	5	6	5	4	7	1	12	6	5	5	6	5	6	8	96
Passing	13	13	9	6	11	4	13	12	5	10	10	11	14	9	14	13	8	175
Penalty	4	2	0	2	0	8	1	3	0	2	4	0	5	1	2	1	0	35
THIRD DOWNS																		
Attempts	18	15	22	16	15	9	16	12	12	16	11	15	16	13	14	15	15	250
Converted	7	10	8	4	6	1	5	5	1	8	2	7	6	3	6	6	6	91
Percentage	38.9%	66.7%	36.4%	25.0%	40.0%	11.1%	31.3%	41.7%	8.3%	50.0%	18.2%	46.7%	37.5%	23.1%	42.9%	40.0%	40.0%	36.4%
FOURTH DOWNS																		
Attempts	4	1	1	1	0	0	6	2	1	2	1	3	0	3	3	4	0	32
Converted	1	1	0	1	0	0	2	0	0	1	1	1	0	2	1	2	0	13
Percentage	25.0%	100.0%	0.0%	100.0%	0	0	33.3%	0.0%	0.0%	50.0%	100.0%	33.3%	0	66.7%	33.3%	50.0%	0	40.6%
TOT. OFFENSE																		
Net Yards	268	282	327	166	289	233	337	310	151	373	272	279	410	333	429	375	289	5,123
Plays	72	57	84	65	65	46	72	71	47	75	59	66	73	61	68	66	62	1,109
Avg./Play	3.7	4.9	3.9	2.6	4.4	5.1	4.7	4.4	3.2	5.0	4.6	4.2	5.6	5.5	6.3	5.7	4.7	4.6
RUSHING																		
Net Yards	72	66	139	93	87	129	84	129	28	178	136	86	128	75	121	154	155	1,860
Rush. Att.	23	15	35	25	30	19	14	32	15	36	23	19	30	17	18	25	39	415
Avg./Att.	3.1	4.4	4.0	3.7	2.9	6.8	6.0	4.0	1.9	4.9	5.9	4.5	4.3	4.4	6.7	6.2	4.0	4.5
PASSING																		
Net Yards	196	216	188	73	202	104	253	181	123	195	136	193	282	258	308	221	134	3,263
Attempts	44	41	44	36	32	21	53	37	28	35	31	44	41	43	46	38	20	634
Completions	28	27	27	19	18	12	33	25	13	20	19	29	23	25	26	22	18	384
Completion Pct	63.6%	65.9%	61.4%	52.8%	56.3%	57.1%	62.3%	67.6%	46.4%	57.1%	61.3%	65.9%	56.1%	58.1%	56.5%	57.9%	90.0%	60.6%
Avg. Gain Per Pass Play	4.0	5.1	3.8	1.8	5.8	3.9	4.4	4.6	3.8	5.0	3.8	4.1	6.6	5.9	6.2	5.4	5.8	4.7
Intercepted	0	1	0	3	0	1	1	2	1	1	0	1	0	0	5	2	0	18
Gross Yards	242	222	227	121	224	150	284	208	157	213	169	217	294	264	336	237	152	3,717
Sacked	5.0	1.0	5.0	4.0	3.0	6.0	5.0	2.0	4.0	4.0	5.0	3.0	2.0	1.0	4.0	3.0	3.0	60.0
Yards Lost	46	6	39	48	22	46	31	27	34	18	33	24	12	6	28	16	18	454
PENALTIES																		
Number	9	5	6	7	3	6	5	6	5	10	9	5	5	6	10	5	4	106
Yards	88	30	31	42	30	45	57	70	29	55	78	41	34	47	102	37	25	841
FUMBLES																		
Number	1	0	1	1	1	1	2	1	1	2	0	3	2	2	0	1	6	25
Lost	1	0	0	0	1	1	0	0	1	1	0	3	0	2	0	1	2	13
PUNTING																		
Yards	176	120	325	373	257	263	184	207	320	89	217	156	311	148	112	158	250	3,666
Punts	4	3	7	8	6	5	4	4	7	2	5	3	6	3	2	3	6	78
Net Avg.	39.0	39.3	40.0	40.8	37.3	34.4	46.0	44.0	41.9	38.5	38.4	51.0	30.3	48.3	44.5	44.0	38.3	40.1
Gross Avg.	44.0	40.0	46.4	46.6	42.8	52.6	46.0	51.8	45.7	44.5	43.4	52.0	51.8	49.3	56.0	52.7	41.7	47.0
Touchbacks	1	0	0	0	1	0	0	0	0	0	1	0	1	0	0	1	1	6
Punts Blocked	0	0	0	0	0	0	0	0	0	0	0	0	0	0	0	0	0	0
Punt Returns	2	1	2	3	1	3	2	1	2	1	3	1	3	1	1	0	5	32
Punt Return Yards	24	81	48	24	8	11	32	11	18	0	24	23	9	17	11	0	92	433
Punt Return Avg.	12.0	81.0	24.0	8.0	8.0	3.7	16.0	11.0	9.0	0.0	8.0	23.0	3.0	17.0	11.0	0	18.4	13.5
Inside 20	0	1	3	1	2	2	2	0	3	0	0	1	1	1	1	1	2	21
Fair Catches	3	0	3	2	1	0	0	3	0	0	0	1	1	0	2	0	1	17
SCORING																		
Points	9	24	22	3	17	16	6	24	3	33	20	10	31	7	19	19	17	280
Q1	0	0	0	3	0	3	0	7	0	3	3	3	3	0	5	10	7	47
Q2	6	10	10	0	3	0	0	0	3	6	7	0	17	0	7	3	0	72
Q3	0	7	3	0	0	10	0	0	0	8	3	0	2	7	0	0	0	40
Q4	3	7	6	0	14	3	6	17	0	16	7	7	9	0	7	6	10	118
OT	0	0	3	0	0	0	0	0	0	0	0	0	0	0	0	0	0	3
TD Rushing	0	0	0	0	0	1	1	1	0	1	0	0	0	0	1	0	1	6
TD Passing	0	2	1	0	1	0	0	2	0	1	2	1	3	1	1	2	1	18
TD KO Returns	0	0	0	0	0	0	0	0	0	0	0	0	0	0	0	0	0	0
TD Punt Returns	0	1	0	0	0	0	0	0	0	0	0	0	0	0	0	0	0	1
TD Sp. Teams	0	0	0	0	0	0	0	0	0	0	0	0	0	0	0	0	0	0
TD Def. Returns	0	0	0	0	0	0	0	0	0	1	0	0	0	0	0	0	0	1
Total TDs	0	3	1	0	1	1	1	3	0	3	2	1	3	1	2	2	2	26
PAT Attempts	0	3	1	0	1	1	1	3	0	3	2	1	3	1	2	2	2	26
PAT Made	0	3	1	0	0	1	0	2	0	2	2	1	2	1	2	1	2	20
FG Attempts	3	1	5	1	3	3	0	1	1	4	3	1	3	2	1	2	1	35
FG Made	3	1	5	1	3	3	0	1	1	4	2	1	3	0	1	2	1	32
Safety	0	0	0	0	1	0	0	0	0	0	0	0	1	0	1	0	0	3
2-Pt Attempts	0	0	0	0	1	0	1	2	0	1	0	0	1	0	0	1	0	7
2-Pt Made	0	0	0	0	0	0	0	1	0	1	0	0	0	0	0	0	0	2
Time of Possession	29:05	26:56	36:33	30:10	29:46	24:18	29:38	30:21	19:56	34:15	29:23	26:37	34:35	25:41	28:46	29:37	34:54	500:31
KICKOFFS																		
Kickoff Returns	0	0	0	0	2	0	2	1	3	1	0	1	1	3	3	3	0	20
Kickoff Return Yards	0	0	0	0	43	0	41	22	60	33	0	21	22	91	52	74	0	459
Kickoff Return Avg.	0	0	0	0	21.5	0	20.5	22.0	20.0	33.0	0	21.0	22.0	30.3	17.3	24.7	0	23.0

GAME-BY-GAME DEFENSE [POSTSEASON]

2023 POSTSEASON RAVENS GAME-BY-GAME DEFENSE

	01/20	01/28	
	HOU	KC	Totals
FIRST DOWNS			
Total	10	22	32
Rushing	1	5	6
Passing	8	12	20
Penalty	1	5	6
THIRD DOWNS			
Attempts	12	18	30
Converted	4	8	12
Percentage	33.3%	44.4%	40.0%
FOURTH DOWNS			
Attempts	1	2	3
Converted	0	1	1
Percentage	0.0%	50.0%	33.3%
TOT. OFFENSE			
Net Yards	213	319	532
Plays	47	73	120
Avg./Play	4.5	4.4	4.4
RUSHING			
Net Yards	38	89	127
Rush. Att.	14	32	46
Avg./Att.	2.7	2.8	2.8
PASSING			
Net Yards	175	230	405
Attempts	33	39	72
Completions	19	30	49
Completion Pct	57.6%	76.9%	68.1%
Avg. Gain Per Pass Play	5.3	5.6	5.5
Intercepted	0	0	0
Gross Yards	175	241	416
Sacked	0.0	2.0	2.0
Yards Lost	0	11	11
PENALTIES			
Number	11	3	14
Yards	70	30	100
FUMBLES			
Number	1	2	3
Lost	0	0	0
PUNTING			
Yards	217	279	496
Punts	5	6	11
Net Avg.	41.2	39.7	40.4
Gross Avg.	43.4	46.5	45.1
Touchbacks	0	1	1
Punts Blocked	0	0	0
Punt Returns	1	2	3
Punt Return Yards	67	18	85
Punt Return Avg.	67.0	9.0	28.3
Inside 20	2	1	3
Fair Catches	1	2	3
SCORING			
Points	10	17	27
Q1	3	7	10
Q2	7	10	17
Q3	0	0	0
Q4	0	0	0
OT	0	0	0
TD Rushing	0	1	1
TD Passing	0	1	1
TD KO Returns	0	0	0
TD Punt Returns	1	0	1
TD Sp. Teams	0	0	0
TD Def. Returns	0	0	0
Total TDs	1	2	3
PAT Attempts	1	2	3
PAT Made	1	2	3
FG Attempts	2	1	3
FG Made	1	1	2
Safety	0	0	0
2-Pt Attempts	0	0	0
2-Pt Made	0	0	0
Time of Possession	22:25	37:30	59:55
KICKOFFS			
Kickoff Returns	3	0	3
Kickoff Return Yards	69	0	69
Kickoff Return Avg.	23.0	0	23.0

LONGEST PLAYS FROM SCRIMMAGE

RAVENS						OPPONENT					
DATE	OPPONENT	QTR	RAVENS PLAYER	YARDS	SCORE	DATE	OPPONENT	QTR	OPP. PLAYER	YARDS	SCORE
10/22	DET	3	Lamar Jackson -> Gus Edwards	80	W, 38-6	01/06	PIT	4	Mason Rudolph -> Diontae Johnson	71T	L, 10-17
12/31	MIA	2	Lamar Jackson -> Zay Flowers	75T	W, 56-19	12/17	at JAX	3	Trevor Lawrence -> Jamal Agnew	65T	W, 7-23
11/05	SEA	4	Keaton Mitchell run	60	W, 37-3	10/15	at TEN	3	Derrick Henry run	63	W, 16-24
12/10	LAR	1	Lamar Jackson -> Isaiah Likely	54T	W, 37-31 (OT)	12/25	at SF	1	Brock Purdy -> George Kittle	58	W, 19-33
09/17	at CIN	3	Lamar Jackson -> Zay Flowers	52	W, 27-24	11/05	SEA	2	Geno Smith -> DK Metcalf	50	W, 3-37
11/16	CIN	4	Lamar Jackson -> Odell Beckham Jr.	51	W, 34-20	10/15	at TEN	4	Malik Willis -> Tyjae Spears	48	W, 16-24
10/22	DET	1	Lamar Jackson -> Zay Flowers	46	W, 38-6	12/31	MIA	1	DeVon Achane run	45	W, 19-56
12/10	LAR	2	Lamar Jackson -> Odell Beckham Jr.	46T	W, 37-31 (OT)	10/08	at PIT	4	Kenny Pickett -> George Pickens	41T	L, 10-17
10/01	at CLE	2	Lamar Jackson -> Zay Flowers	43	W, 28-3	10/01	at CLE	4	Pierre Strong Jr. run	40	W, 3-28
11/05	SEA	3	Gus Edwards run	42	W, 37-3	12/25	at SF	2	Christian McCaffrey run	39	W, 19-33
12/31	MIA	4	Justice Hill run	41	W, 56-19	12/17	at JAX	2	Trevor Lawrence -> Zay Jones	36	W, 7-23
11/05	SEA	3	Keaton Mitchell run	40T	W, 37-3	11/05	SEA	4	Geno Smith -> Jaxon Smith-Njigba	35	W, 3-37
11/12	CLE	3	Lamar Jackson -> Odell Beckham Jr.	40T	L, 33-31	11/26	at LAC	4	Justin Herbert run	35	W, 10-20
11/12	CLE	1	Keaton Mitchell run	39T	L, 33-31	09/24	IND	5	Gardner Minshew II -> Michael Pittman Jr.	34	L, 19-22 (OT)
12/25	at SF	3	Lamar Jackson -> Gus Edwards	39	W, 33-19	12/10	LAR	4	Matthew Stafford -> Cooper Kupp	34	W, 31-37 (OT)
10/15	at TEN	4	Lamar Jackson -> Mark Andrews	38	W, 24-16	12/10	LAR	2	Matthew Stafford -> Puka Nacua	34	W, 31-37 (OT)
11/16	CIN	2	Lamar Jackson -> Nelson Agholor	37T	W, 34-20	12/25	at SF	4	Brock Purdy -> Brandon Aiyuk	33	W, 19-33
11/26	at LAC	4	Zay Flowers run	37T	W, 20-10	09/17	at CIN	3	Joe Burrow -> Joe Mixon	32	W, 24-27
10/01	at CLE	2	Lamar Jackson -> Mark Andrews	36	W, 28-3	12/10	LAR	3	Matthew Stafford -> Cooper Kupp	32	W, 31-37 (OT)
11/12	CLE	3	Lamar Jackson -> Mark Andrews	36	L, 33-31	11/26	at LAC	1	Justin Herbert -> Gerald Everett	31	W, 10-20
12/31	MIA	2	Lamar Jackson -> Isaiah Likely	35T	W, 56-19	10/29	at ARI	4	Joshua Dobbs -> Michael Wilson	29	W, 24-31
12/25	at SF	3	Lamar Jackson -> Isaiah Likely	34	W, 33-19	11/12	CLE	2	Jerome Ford run	28	L, 31-33
11/16	CIN	1	Lamar Jackson -> Zay Flowers	33	W, 34-20	11/12	CLE	2	Deshaun Watson -> Amari Cooper	28	L, 31-33
12/31	MIA	2	Lamar Jackson -> Odell Beckham Jr.	33	W, 56-19	12/17	at JAX	1	Trevor Lawrence -> Luke Farrell	28	W, 7-23
10/15	at TEN	1	Lamar Jackson -> Odell Beckham Jr.	32	W, 24-16	12/10	LAR	2	Matthew Stafford -> Cooper Kupp	27	W, 31-37 (OT)
11/12	CLE	1	Lamar Jackson -> Keaton Mitchell	32	L, 33-31	09/10	HOU	4	C.J. Stroud -> Nico Collins	26	W, 9-25
10/08	at PIT	3	Lamar Jackson -> Nelson Agholor	30	L, 17-10	11/12	CLE	4	Deshaun Watson -> Amari Cooper	25	L, 31-33
12/25	at SF	2	Lamar Jackson run	30	W, 33-19	12/31	MIA	2	Tua Tagovailoa -> Tyreek Hill	25	W, 19-56
09/10	HOU	4	Lamar Jackson -> Odell Beckham Jr.	29	W, 25-9	09/24	IND	1	Zack Moss run	24	L, 19-22 (OT)
10/08	at PIT	2	Lamar Jackson -> Zay Flowers	29	L, 17-10	09/24	IND	3	Zack Moss run	24	L, 19-22 (OT)
10/29	at ARI	1	Lamar Jackson -> Rashod Bateman	29	W, 31-24	12/25	at SF	4	Sam Darnold -> Brandon Aiyuk	24	W, 19-33
11/16	CIN	2	Lamar Jackson -> Odell Beckham Jr.	29	W, 34-20	09/24	IND	2	Gardner Minshew II -> Alec Pierce	23	L, 19-22 (OT)
11/26	at LAC	3	Keaton Mitchell run	29	W, 20-10	10/08	at PIT	3	Kenny Pickett -> George Pickens	23	L, 10-17
01/06	PIT	2	Gus Edwards run	29	L, 17-10	10/08	at PIT	4	Kenny Pickett -> Jaylen Warren	23	L, 10-17
10/22	DET	2	Lamar Jackson -> Patrick Ricard	28	W, 38-6	11/12	CLE	4	Deshaun Watson -> David Njoku	23	L, 31-33
10/22	DET	2	Justice Hill run	27	W, 38-6	12/10	LAR	4	Matthew Stafford -> Puka Nacua	23	W, 31-37 (OT)
12/10	LAR	3	Keaton Mitchell run	27	W, 37-31 (OT)	12/31	MIA	1	Tua Tagovailoa -> De'Von Achane	23	W, 19-56
01/06	PIT	2	Tyler Huntley -> Isaiah Likely	27T	L, 17-10	01/06	PIT	1	Jaylen Warren run	23	L, 10-17
10/08	at PIT	1	Lamar Jackson run	26	L, 17-10	10/22	DET	2	Jared Goff -> Josh Reynolds	22	W, 6-38
11/16	CIN	3	Gus Edwards run	26	W, 34-20	10/29	at ARI	4	Joshua Dobbs -> Trey McBride	22	W, 24-31
12/17	at JAX	3	Lamar Jackson -> Isaiah Likely	26	W, 23-7	12/10	LAR	2	Matthew Stafford -> Demarcus Robinson	22	W, 31-37 (OT)
12/31	MIA	1	Lamar Jackson -> Zay Flowers	25	W, 56-19	12/25	at SF	4	Brock Purdy -> Brandon Aiyuk	22	W, 19-33
09/24	IND	1	Lamar Jackson -> Kenyan Drake	24	L, 22-19 (OT)	12/31	MIA	2	Tua Tagovailoa -> Durham Smythe	22	W, 19-56
10/29	at ARI	2	Lamar Jackson -> Justice Hill	24	W, 31-24	10/08	at PIT	2	Kenny Pickett -> George Pickens	21	L, 10-17
12/17	at JAX	3	Keaton Mitchell run	24	W, 23-7	10/08	at PIT	4	Kenny Pickett -> George Pickens	21	L, 10-17
10/01	at CLE	2	Lamar Jackson -> Melvin Gordon III	23	W, 28-3	10/22	DET	4	Jahmyr Gibbs run	21T	W, 6-38
11/05	SEA	2	Lamar Jackson run	23	W, 37-3	10/22	DET	3	Jared Goff -> Josh Reynolds	21	W, 6-38
12/25	at SF	3	Lamar Jackson -> Justice Hill	23	W, 33-19	10/22	DET	3	Jared Goff -> Jahmyr Gibbs	21	W, 6-38
12/31	MIA	3	Lamar Jackson -> Justice Hill	23	W, 56-19	10/29	at ARI	4	Joshua Dobbs -> Trey McBride	21	W, 24-31
10/01	at CLE	2	Melvin Gordon III run	22	W, 28-3	11/16	CIN	2	Joe Burrow -> Tanner Hudson	21	W, 20-34
10/22	DET	1	Lamar Jackson -> Zay Flowers	22	W, 38-6	11/26	at LAC	4	Justin Herbert -> Keenan Allen	21	W, 10-20
10/22	DET	2	Lamar Jackson -> Mark Andrews	22	W, 38-6	12/10	LAR	4	Matthew Stafford -> Davis Allen	21	W, 31-37 (OT)
10/22	DET	2	Lamar Jackson -> Mark Andrews	22	W, 38-6	09/17	at CIN	4	Joe Burrow -> Tee Higgins	20	W, 24-27
09/10	HOU	1	Lamar Jackson -> Zay Flowers	21	W, 25-9	10/15	at TEN	2	Ryan Tannehill -> DeAndre Hopkins	20	W, 16-24
10/15	at TEN	1	Lamar Jackson -> Nelson Agholor	21	W, 24-16	12/25	at SF	1	Brock Purdy -> George Kittle	20	W, 19-33
11/16	CIN	3	Keaton Mitchell run	21	W, 34-20	12/25	at SF	3	Brock Purdy -> Deebo Samuel	20	W, 19-33
11/16	CIN	2	Lamar Jackson -> Odell Beckham Jr.	21	W, 34-20						
11/26	at LAC	3	Lamar Jackson -> Nelson Agholor	21	W, 20-10						
12/10	LAR	4	Lamar Jackson -> Zay Flowers	21T	W, 37-31 (OT)						
12/17	at JAX	4	Lamar Jackson run	21	W, 23-7						
09/10	HOU	3	Lamar Jackson -> Zay Flowers	20	W, 25-9						
09/17	at CIN	4	Lamar Jackson -> Mark Andrews	20	W, 27-24						
09/17	at CIN	3	Gus Edwards run	20	W, 27-24						
09/24	IND	1	Lamar Jackson -> Isaiah Likely	20	L, 22-19 (OT)						
09/24	IND	1	Lamar Jackson -> Mark Andrews	20	L, 22-19 (OT)						
10/08	at PIT	3	Lamar Jackson -> Zay Flowers	20	L, 17-10						
10/15	at TEN	2	Lamar Jackson -> Mark Andrews	20	W, 24-16						
10/22	DET	2	Gus Edwards run	20	W, 38-6						
10/22	DET	1	Lamar Jackson -> Rashod Bateman	20	W, 38-6						
10/22	DET	1	Lamar Jackson -> Odell Beckham Jr.	20	W, 38-6						
12/10	LAR	1	Lamar Jackson -> Odell Beckham Jr.	20	W, 37-31 (OT)						
12/17	at JAX	4	Gus Edwards run	20	W, 23-7						
12/31	MIA	1	Lamar Jackson -> Justice Hill	20T	W, 56-19						
TOTALS			73 - 2,236 (30.6), 12 TDS (21 RUNS, 3 TDS, 52 PASSES, 9 TDS)						56 - 1,684 (30.1), 4 TDS (10 RUNS, 1 TD, 46 PASSES, 3 TDS)		

LONGEST PLAYS FROM SCRIMMAGE (POSTSEASON)

RAVENS						OPPONENT					
DATE	OPPONENT	QTR	RAVENS PLAYER	YARDS	SCORE	DATE	OPPONENT	QTR	OPP. PLAYER	YARDS	SCORE
01/28	KC	3	Lamar Jackson -> Zay Flowers	54	L, 17-10	01/28	KC	4	Patrick Mahomes -> Marquez Valdes-Scantling	32	L, 10-17
01/28	KC	4	Lamar Jackson -> Nelson Agholor	39	L, 17-10	01/20	HOU	2	C.J. Stroud -> Nico Collins	29	W, 10-34
01/28	KC	1	Lamar Jackson -> Zay Flowers	30T	L, 17-10	01/20	HOU	1	C.J. Stroud -> Devin Singletary	26	W, 10-34
01/20	HOU	1	Lamar Jackson run	23	W, 34-10	01/20	HOU	1	C.J. Stroud -> Dalton Schultz	21	W, 10-34
01/20	HOU	3	Lamar Jackson -> Rashod Bateman	21	W, 34-10	01/28	KC	2	Patrick Mahomes -> Travis Kelce	21	L, 10-17
01/28	KC	1	Lamar Jackson run	21	L, 17-10						
TOTALS			6 - 188 (31.3), 1 TDS (2 RUNS, 0 TDS, 4 PASSES, 1 TD)			5 - 129 (25.8), 0 TDS (0 RUNS, 0 TDS, 5 PASSES, 0 TDS)					



TEAM SUPERLATIVES

HIGH	DATE	OPPONENT	OFFENSIVE CATEGORY	OPPONENT	DATE	LOW
56	12/31	vs. Miami	Points	vs. Pittsburgh ...1 more at 10.	1/6	10
21	12/31	vs. Miami	Points in a Quarter	vs. Pittsburgh ...10 more at 0.	1/6	0
28	12/31	vs. Miami ...1 more at 28.	Points in a Half	at Pittsburgh	10/8	0
8	12/31	vs. Miami	Total Touchdowns	vs. Pittsburgh ...2 more at 1.	1/6	1
75	11/5	vs. Seattle	Total Plays	vs. Cleveland	11/12	50
515	11/5	vs. Seattle	Total Net Yards	vs. Pittsburgh	1/6	224
29	11/5	vs. Seattle	Total First Downs	vs. Pittsburgh	1/6	13
16	11/5	vs. Seattle	First Downs Rushing	vs. Cleveland	11/12	3
17	12/10	vs. L.A. Rams	First Downs Passing	vs. Indianapolis	9/24	7
5	12/25	at San Francisco ...1 more at 5.	First Down Penalties	vs. Pittsburgh ...1 more at 0.	1/6	0
64%	9/17	at Cincinnati	Third Down Efficiency	vs. Cleveland	11/12	25%
9.1	10/22	vs. Detroit	Average Yards Per Play	vs. Pittsburgh	1/6	3.9
298	11/5	vs. Seattle	Total Net Yards Rushing	at San Francisco	12/25	102
42	12/17	at Jacksonville	Rushing Attempts	vs. Cleveland	11/12	24
7.3	11/5	vs. Seattle	Rushing Average Yards	vs. Houston	9/10	3.4
3	11/5	vs. Seattle ...2 more at 3.	Rushing Touchdowns	vs. Pittsburgh ...2 more at 0.	1/6	0
357	10/22	vs. Detroit	Total Net Yards Passing	vs. Pittsburgh	1/6	118
43	12/10	vs. L.A. Rams	Passing Attempts	at Cleveland	10/1	19
26	11/5	vs. Seattle	Passing Completions	vs. Cleveland	11/12	13
6	12/31	vs. Miami	Passing Touchdowns	at Pittsburgh ...2 more at 0.	10/8	0
14.4	12/31	vs. Miami	Passing Yards Average	vs. Pittsburgh	1/6	3.7
2	11/12	vs. Cleveland	Passes Thrown for Interception	vs. Pittsburgh ...10 more at 0.	1/6	0
4	1/6	vs. Pittsburgh ...4 more at 4.	Times Sacked	vs. Detroit ...1 more at 0.	10/22	0
28	1/6	vs. Pittsburgh	Sack Yards Lost	vs. Detroit ...1 more at 0.	10/22	0
7	1/6	vs. Pittsburgh ...2 more at 7.	Total Punts	vs. Miami ...3 more at 2.	12/31	2
377	1/6	vs. Pittsburgh	Total Punt Yards	vs. Miami	12/31	71
58.5	9/17	at Cincinnati	Punt Gross Average Yards	at Pittsburgh	10/8	30.8
47.5	11/5	vs. Seattle	Punt Net Average Yards	at Cincinnati	9/17	8
4	12/10	vs. L.A. Rams ...1 more at 4.	Punt Returns	vs. Pittsburgh ...2 more at 0.	1/6	0
109	12/10	vs. L.A. Rams	Punt Return Yards	vs. Pittsburgh ...2 more at 0.	1/6	0
30.3	10/15	at Tennessee	Punt Return Yards Average	vs. Pittsburgh ...2 more at 0.0.	1/6	0.0
2	12/31	vs. Miami ...4 more at 2.	Kickoff Returns	vs. Pittsburgh ...8 more at 0.	1/6	0
101	12/31	vs. Miami	Kickoff Return Yards	vs. Pittsburgh ...8 more at 0.	1/6	0
13	9/10	vs. Houston	Total Penalties	vs. Indianapolis	9/24	1
110	11/16	vs. Cincinnati	Penalty Yards	vs. Indianapolis	9/24	5
4	10/8	at Pittsburgh ...1 more at 4.	Total Fumbles	at San Francisco ...4 more at 0.	12/25	0
2	1/6	vs. Pittsburgh ...3 more at 2.	Fumbles Lost	at San Francisco ...8 more at 0.	12/25	0
40:04	11/5	vs. Seattle	Time of Possession	vs. Pittsburgh	1/6	25:06
3	10/8	at Pittsburgh	Turnovers	at San Francisco ...4 more at 0.	12/25	0
71,812	12/25	at San Francisco	Attendance	at Tennessee	10/15	61,011

TEAM SUPERLATIVES

HIGH	DATE	OPPONENT	DEFENSIVE CATEGORY	OPPONENT	DATE	LOW
33	11/12	vs. Cleveland	Points	vs. Seattle ...1 more at 3.	11/5	3
17	12/10	vs. L.A. Rams ...1 more at 17.	Points in a Quarter	vs. Pittsburgh ...13 more at 0.	1/6	0
24	11/12	vs. Cleveland	Points in a Half	at Jacksonville ...3 more at 0.	12/17	0
3	12/10	vs. L.A. Rams ...3 more at 3.	Total Touchdowns	vs. Seattle ...2 more at 0.	11/5	0
84	9/24	vs. Indianapolis	Total Plays	at Tennessee	10/15	46
429	12/25	at San Francisco	Total Net Yards	vs. Seattle	11/5	151
24	12/10	vs. L.A. Rams ...1 more at 24.	Total First Downs	vs. Seattle	11/5	6
12	11/12	vs. Cleveland	First Downs Rushing	vs. Seattle ...1 more at 1.	11/5	1
14	12/25	at San Francisco ...1 more at 14.	First Downs Passing	at Tennessee	10/15	4
8	10/15	at Tennessee	First Down Penalties	vs. Pittsburgh ...4 more at 0.	1/6	0
67%	9/17	at Cincinnati	Third Down Efficiency	vs. Seattle	11/5	8%
6.3	12/25	at San Francisco	Average Yards Per Play	at Cleveland	10/1	2.6
178	11/12	vs. Cleveland	Total Net Yards Rushing	vs. Seattle	11/5	28
39	1/6	vs. Pittsburgh	Rushing Attempts	vs. Detroit	10/22	14
6.8	10/15	at Tennessee	Rushing Average Yards	vs. Seattle	11/5	1.9
1	1/6	vs. Pittsburgh ...5 more at 1.	Rushing Touchdowns	vs. Miami ...10 more at 0.	12/31	0
308	12/25	at San Francisco	Total Net Yards Passing	at Cleveland	10/1	73
53	10/22	vs. Detroit	Passing Attempts	vs. Pittsburgh	1/6	20
33	10/22	vs. Detroit	Passing Completions	at Tennessee	10/15	12
3	12/10	vs. L.A. Rams	Passing Touchdowns	vs. Seattle ...4 more at 0.	11/5	0
6.6	12/10	vs. L.A. Rams	Passing Yards Average	at Cleveland	10/1	1.8
5	12/25	at San Francisco	Passes Thrown for Interception	vs. Pittsburgh ...6 more at 0.	1/6	0
6	10/15	at Tennessee	QB Sacks	at Jacksonville ...1 more at 1.	12/17	1
48	10/1	at Cleveland	Sack Yards Lost	at Jacksonville ...1 more at 6.	12/17	6
8	10/1	at Cleveland	Total Punts	at San Francisco ...1 more at 2.	12/25	2
373	10/1	at Cleveland	Total Punt Yards	vs. Cleveland	11/12	89
56	12/25	at San Francisco	Punt Gross Average Yards	at Cincinnati	9/17	40
51	11/26	at L.A. Chargers	Punt Net Average Yards	vs. L.A. Rams	12/10	30.3
5	1/6	vs. Pittsburgh	Punt Returns	vs. Miami	12/31	0
92	1/6	vs. Pittsburgh	Punt Return Yards	vs. Miami ...1 more at 0.	12/31	0
81.0	9/17	at Cincinnati	Punt Return Yards Average	vs. Miami ...1 more at 0.0.	12/31	0.0
3	12/31	vs. Miami ...3 more at 3.	Kickoff Returns	vs. Pittsburgh ...6 more at 0.	1/6	0
91	12/17	at Jacksonville	Kickoff Return Yards	vs. Pittsburgh ...6 more at 0.	1/6	0
10	12/25	at San Francisco ...1 more at 10.	Total Penalties	at Pittsburgh	10/8	3
102	12/25	at San Francisco	Penalty Yards	vs. Pittsburgh	1/6	25
6	1/6	vs. Pittsburgh	Total Fumbles	at San Francisco ...2 more at 0.	12/25	0
3	11/26	at L.A. Chargers	Fumbles Lost	at San Francisco ...7 more at 0.	12/25	0
36:33	9/24	vs. Indianapolis	Time of Possession	vs. Seattle	11/5	19:56
5	12/25	at San Francisco	Turnovers	vs. L.A. Rams ...2 more at 0.	12/10	0
71,812	12/25	at San Francisco	Attendance	at Tennessee	10/15	61,011

TEAM SUPERLATIVES (POSTSEASON)

HIGH	DATE	OPPONENT	OFFENSIVE CATEGORY	OPPONENT	DATE	LOW
34	1/20	vs. Houston	Points	vs. Kansas City	1/28	10
17	1/20	vs. Houston	Points in a Quarter	vs. Kansas City	1/28	0
24	1/20	vs. Houston	Points in a Half	vs. Kansas City	1/28	3
4	1/20	vs. Houston	Total Touchdowns	vs. Kansas City	1/28	1
67	1/20	vs. Houston	Total Plays	vs. Kansas City	1/28	57
352	1/20	vs. Houston	Total Net Yards	vs. Kansas City	1/28	336
22	1/20	vs. Houston	Total First Downs	vs. Kansas City	1/28	16
12	1/20	vs. Houston	First Downs Rushing	vs. Kansas City	1/28	5
11	1/28	vs. Kansas City	First Downs Passing	vs. Houston	1/20	10
0	1/28	vs. Kansas City ...1 more at 0.	First Down Penalties	vs. Kansas City ...1 more at 0.	1/28	0
33%	1/20	vs. Houston	Third Down Efficiency	vs. Kansas City	1/28	27%
5.9	1/28	vs. Kansas City	Average Yards Per Play	vs. Houston	1/20	5.3
229	1/20	vs. Houston	Total Net Yards Rushing	vs. Kansas City	1/28	81
42	1/20	vs. Houston	Rushing Attempts	vs. Kansas City	1/28	16
5.5	1/20	vs. Houston	Rushing Average Yards	vs. Kansas City	1/28	5.1
2	1/20	vs. Houston	Rushing Touchdowns	vs. Kansas City	1/28	0
255	1/28	vs. Kansas City	Total Net Yards Passing	vs. Houston	1/20	123
37	1/28	vs. Kansas City	Passing Attempts	vs. Houston	1/20	22
20	1/28	vs. Kansas City	Passing Completions	vs. Houston	1/20	16
2	1/20	vs. Houston	Passing Touchdowns	vs. Kansas City	1/28	1
6.2	1/28	vs. Kansas City	Passing Yards Average	vs. Houston	1/20	4.9
1	1/28	vs. Kansas City	Passes Thrown for Interception	vs. Houston	1/20	0
4	1/28	vs. Kansas City	Times Sacked	vs. Houston	1/20	3
29	1/20	vs. Houston	Sack Yards Lost	vs. Kansas City	1/28	17
5	1/28	vs. Kansas City	Total Punts	vs. Houston	1/20	4
251	1/28	vs. Kansas City	Total Punt Yards	vs. Houston	1/20	169
50.2	1/28	vs. Kansas City	Punt Gross Average Yards	vs. Houston	1/20	42.3
46.6	1/28	vs. Kansas City	Punt Net Average Yards	vs. Houston	1/20	25.5
2	1/28	vs. Kansas City	Punt Returns	vs. Houston	1/20	1
21	1/28	vs. Kansas City	Punt Return Yards	vs. Houston	1/20	11
11.0	1/20	vs. Houston	Punt Return Yards Average	vs. Kansas City	1/28	10.5
2	1/20	vs. Houston	Kickoff Returns	vs. Kansas City	1/28	0
53	1/20	vs. Houston	Kickoff Return Yards	vs. Kansas City	1/28	0
8	1/28	vs. Kansas City	Total Penalties	vs. Houston	1/20	3
95	1/28	vs. Kansas City	Penalty Yards	vs. Houston	1/20	15
2	1/28	vs. Kansas City	Total Fumbles	vs. Houston	1/20	0
2	1/28	vs. Kansas City	Fumbles Lost	vs. Houston	1/20	0
37:35	1/20	vs. Houston	Time of Possession	vs. Kansas City	1/28	22:30
3	1/28	vs. Kansas City	Turnovers	vs. Houston	1/20	0
71,439	1/28	vs. Kansas City	Attendance	vs. Houston	1/20	71,018

TEAM SUPERLATIVES (POSTSEASON)

HIGH	DATE	OPPONENT	DEFENSIVE CATEGORY	OPPONENT	DATE	LOW
17	1/28	vs. Kansas City	Points	vs. Houston	1/20	10
10	1/28	vs. Kansas City	Points in a Quarter	vs. Kansas City ...1 more at 0.	1/28	0
17	1/28	vs. Kansas City	Points in a Half	vs. Kansas City ...1 more at 0.	1/28	0
2	1/28	vs. Kansas City	Total Touchdowns	vs. Houston	1/20	1
73	1/28	vs. Kansas City	Total Plays	vs. Houston	1/20	47
319	1/28	vs. Kansas City	Total Net Yards	vs. Houston	1/20	213
22	1/28	vs. Kansas City	Total First Downs	vs. Houston	1/20	10
5	1/28	vs. Kansas City	First Downs Rushing	vs. Houston	1/20	1
12	1/28	vs. Kansas City	First Downs Passing	vs. Houston	1/20	8
5	1/28	vs. Kansas City	First Down Penalties	vs. Houston	1/20	1
44%	1/28	vs. Kansas City	Third Down Efficiency	vs. Houston	1/20	33%
4.5	1/20	vs. Houston	Average Yards Per Play	vs. Kansas City	1/28	4.4
89	1/28	vs. Kansas City	Total Net Yards Rushing	vs. Houston	1/20	38
32	1/28	vs. Kansas City	Rushing Attempts	vs. Houston	1/20	14
2.8	1/28	vs. Kansas City	Rushing Average Yards	vs. Houston	1/20	2.7
1	1/28	vs. Kansas City	Rushing Touchdowns	vs. Houston	1/20	0
230	1/28	vs. Kansas City	Total Net Yards Passing	vs. Houston	1/20	175
39	1/28	vs. Kansas City	Passing Attempts	vs. Houston	1/20	33
30	1/28	vs. Kansas City	Passing Completions	vs. Houston	1/20	19
1	1/28	vs. Kansas City	Passing Touchdowns	vs. Houston	1/20	0
5.6	1/28	vs. Kansas City	Passing Yards Average	vs. Houston	1/20	5.3
0	1/28	vs. Kansas City ...1 more at 0.	Passes Thrown for Interception	vs. Kansas City ...1 more at 0.	1/28	0
2	1/28	vs. Kansas City	QB Sacks	vs. Houston	1/20	0
11	1/28	vs. Kansas City	Sack Yards Lost	vs. Houston	1/20	0
6	1/28	vs. Kansas City	Total Punts	vs. Houston	1/20	5
279	1/28	vs. Kansas City	Total Punt Yards	vs. Houston	1/20	217
46.5	1/28	vs. Kansas City	Punt Gross Average Yards	vs. Houston	1/20	43.4
41.2	1/20	vs. Houston	Punt Net Average Yards	vs. Kansas City	1/28	39.7
2	1/28	vs. Kansas City	Punt Returns	vs. Houston	1/20	1
67	1/20	vs. Houston	Punt Return Yards	vs. Kansas City	1/28	18
67.0	1/20	vs. Houston	Punt Return Yards Average	vs. Kansas City	1/28	9.0
3	1/20	vs. Houston	Kickoff Returns	vs. Kansas City	1/28	0
69	1/20	vs. Houston	Kickoff Return Yards	vs. Kansas City	1/28	0
11	1/20	vs. Houston	Total Penalties	vs. Kansas City	1/28	3
70	1/20	vs. Houston	Penalty Yards	vs. Kansas City	1/28	30
2	1/28	vs. Kansas City	Total Fumbles	vs. Houston	1/20	1
0	1/28	vs. Kansas City ...1 more at 0.	Fumbles Lost	vs. Kansas City ...1 more at 0.	1/28	0
37:30	1/28	vs. Kansas City	Time of Possession	vs. Houston	1/20	22:25
0	1/28	vs. Kansas City ...1 more at 0.	Turnovers	vs. Kansas City ...1 more at 0.	1/28	0
71,439	1/28	vs. Kansas City	Attendance	vs. Houston	1/20	71,018

INDIVIDUAL SUPERLATIVES

CATEGORY	2023 RAVENS INDIVIDUAL BEST	GAME	DATE	OPPONENT INDIVIDUAL BEST	GAME	DATE
Touchdowns	3 Gus Edwards	at ARI	10/29	2 Tee Higgins	at CIN	09/17
Passes Attempted	43 Lamar Jackson	vs. LAR	12/10	53 Jared Goff	vs. DET	10/22
Passes Completed	24 Lamar Jackson	vs. LAR	12/10	33 Jared Goff	vs. DET	10/22
	...1 more.					
Completion Percentage	85.7 Lamar Jackson	vs. MIA	12/31	90.0 Mason Rudolph	vs. PIT	01/06
Passing Yards	357 Lamar Jackson	vs. DET	10/22	294 Matthew Stafford	vs. LAR	12/10
Yards Per Attempt	15.3 Lamar Jackson	vs. MIA	12/31	14.8 Malik Willis	at TEN	10/15
Touchdown Passes	5 Lamar Jackson	vs. MIA	12/31	3 Matthew Stafford	vs. LAR	12/10
Receptions	9 Zay Flowers	at SF	12/25	14 Keenan Allen	at LAC	11/26
	...2 more.					
Receiving Yards	116 Odell Beckham Jr.	vs. CIN	11/16	130 George Pickens	at PIT	10/08
Touchdown Receptions	2 Isaiah Likely	vs. MIA	12/31	2 Tee Higgins	at CIN	09/17
	...2 more.					
Rushing Yards	138 Keaton Mitchell	vs. SEA	11/05	122 Zack Moss	vs. IND	09/24
Rushing Attempts	19 Gus Edwards	at ARI	10/29	30 Zack Moss	vs. IND	09/24
Rushing Average	15.3 Keaton Mitchell	vs. SEA	11/05	8.1 Derrick Henry	at TEN	10/15
Rushing Touchdowns	3 Gus Edwards	at ARI	10/29	1 Najee Harris	vs. PIT	01/06
	...5 more.					
Yards From Scrimmage	144 Gus Edwards	vs. DET	10/22	146 George Pickens	at PIT	10/08
Combined Net Yards	213 Justice Hill	vs. MIA	12/31	178 Jamal Agnew	at JAX	12/17
Interceptions Made	2 Kyle Hamilton	at SF	12/25	1 Rayshawn Jenkins	at JAX	12/17
	...6 more.					
Interceptions Thrown	2 Lamar Jackson	vs. CLE	11/12	4 Brock Purdy	at SF	12/25
INT Return Yards	52 Brandon Stephens	at CLE	10/01	34 Greg Newsome II	vs. CLE	11/12
Tackles	21 Roquan Smith	vs. CLE	11/12	15 Azeee Al-Shaair	at TEN	10/15
	...1 more.					
Sacks	3.0 Kyle Hamilton	vs. IND	09/24	2.0 T.J. Watt	vs. PIT	01/06
	...2 more.					
Punts	7 Jordan Stout	vs. PIT	01/06	8 Corey Bojorquez	at CLE	10/01
	...2 more.					
Punts Inside the 20	4 Jordan Stout	at ARI	10/29	3 Michael Dickson	vs. SEA	11/05
	...1 more.					
Punting Average	58.5 Jordan Stout	at CIN	09/17	56.0 Mitch Wishnowsky	at SF	12/25
Punt Returns	4 Devin Duvernay	vs. IND	09/24	5 Calvin Austin III	vs. PIT	01/06
Punt Return Yards	95 Tylan Wallace	vs. LAR	12/10	92 Calvin Austin III	vs. PIT	01/06
Kickoff Returns	2 Justice Hill	vs. MIA	12/31	3 Braxton Berrios	vs. MIA	12/31
	...3 more.			...2 more.		
Kickoff Return Yards	101 Justice Hill	vs. MIA	12/31	91 Jamal Agnew	at JAX	12/17
Field Goals Attempted	6 Justin Tucker	at TEN	10/15	5 Matt Gay	vs. IND	09/24
Field Goals Made	6 Justin Tucker	at TEN	10/15	5 Matt Gay	vs. IND	09/24

CATEGORY	2023 RAVENS LONGEST PLAYS	GAME	DATE	OPPONENT INDIVIDUAL	GAME	DATE
Run From Scrimmage	60 Keaton Mitchell	vs. SEA	11/05	63 Derrick Henry	at TEN	10/15
Touchdown Run	40 Keaton Mitchell	vs. SEA	11/05	21 Jahmyr Gibbs	vs. DET	10/22
Passing Long	80 Lamar Jackson	vs. DET	10/22	71 Mason Rudolph	vs. PIT	01/06
Touchdown Pass Long	75 Lamar Jackson	vs. MIA	12/31	71 Mason Rudolph	vs. PIT	01/06
Longest Reception	80 Gus Edwards	vs. DET	10/22	71 Diontae Johnson	vs. PIT	01/06
Touchdown Reception	75 Zay Flowers	vs. MIA	12/31	71 Diontae Johnson	vs. PIT	01/06
Interception Return	52 Brandon Stephens	at CLE	10/01	34 Greg Newsome II	vs. CLE	11/12
Longest INT Return for TD	18 Kyle Hamilton	vs. CLE	11/12	34 Greg Newsome II	vs. CLE	11/12
Longest Opponent's Fumble Return	21 Arthur Maulet	at JAX	12/17	18 T.J. Watt	at PIT	10/08
Punt Return	76 Tylan Wallace	vs. LAR	12/10	81 Charlie Jones	at CIN	09/17
Kickoff Return	78 Justice Hill	vs. MIA	12/31	38 Jamal Agnew	at JAX	12/17
Punt	67 Jordan Stout	vs. HOU	09/10	67 Corey Bojorquez	at CLE	10/01
Field Goal	50 Justin Tucker	vs. IND	09/24	54 Matt Gay	vs. IND	09/24
Field Goal Attempt	61 Justin Tucker	vs. IND	09/24	55 Brandon McManus	at JAX	12/17

INDIVIDUAL SUPERLATIVES (POSTSEASON)

CATEGORY	2023 RAVENS INDIVIDUAL BEST	GAME	DATE	OPPONENT INDIVIDUAL BEST	GAME	DATE
Touchdowns	2 Lamar Jackson	vs. HOU	01/20	1 Travis Kelce	vs. KC	01/28
				...1 more.		
Passes Attempted	37 Lamar Jackson	vs. KC	01/28	39 Patrick Mahomes	vs. KC	01/28
Passes Completed	20 Lamar Jackson	vs. KC	01/28	30 Patrick Mahomes	vs. KC	01/28
Completion Percentage	72.7 Lamar Jackson	vs. HOU	01/20	76.9 Patrick Mahomes	vs. KC	01/28
Passing Yards	272 Lamar Jackson	vs. KC	01/28	241 Patrick Mahomes	vs. KC	01/28
Yards Per Attempt	7.4 Lamar Jackson	vs. KC	01/28	6.2 Patrick Mahomes	vs. KC	01/28
Touchdown Passes	2 Lamar Jackson	vs. HOU	01/20	1 Patrick Mahomes	vs. KC	01/28
Receptions	5 Zay Flowers	vs. KC	01/28	11 Travis Kelce	vs. KC	01/28
Receiving Yards	115 Zay Flowers	vs. KC	01/28	116 Travis Kelce	vs. KC	01/28
Touchdown Receptions	1 Zay Flowers	vs. KC	01/28	1 Travis Kelce	vs. KC	01/28
				...2 more.		
Rushing Yards	100 Lamar Jackson	vs. HOU	01/20	68 Isiah Pacheco	vs. KC	01/28
Rushing Attempts	13 Justice Hill	vs. HOU	01/20	24 Isiah Pacheco	vs. KC	01/28
Rushing Average	9.1 Lamar Jackson	vs. HOU	01/20	2.8 Isiah Pacheco	vs. KC	01/28
Rushing Touchdowns	2 Lamar Jackson	vs. HOU	01/20	1 Isiah Pacheco	vs. KC	01/28
Yards From Scrimmage	119 Zay Flowers	vs. KC	01/28	121 Travis Kelce	vs. KC	01/28
Combined Net Yards	119 Zay Flowers	vs. KC	01/28	121 Travis Kelce	vs. KC	01/28
Interceptions Made				1 Deon Bush	vs. KC	01/28
Interceptions Thrown	1 Lamar Jackson	vs. KC	01/28			
Tackles	16 Roquan Smith	vs. KC	01/28	8 Drue Tranquill	vs. KC	01/28
Sacks	1.0 Jadeveon Clowney	vs. KC	01/28	1.0 George Karlaftis	vs. KC	01/28
				...6 more.		
Punts	5 Jordan Stout	vs. KC	01/28	6 Tommy Townsend	vs. KC	01/28
Punts Inside the 20	3 Jordan Stout	vs. KC	01/28	2 Cameron Johnston	vs. HOU	01/20
Punting Average	50.2 Jordan Stout	vs. KC	01/28	46.5 Tommy Townsend	vs. KC	01/28
Punt Returns	2 Devin Duvernay	vs. KC	01/28	2 Richie James	vs. KC	01/28
Punt Return Yards	21 Devin Duvernay	vs. KC	01/28	67 Steven Sims	vs. HOU	01/20
Kickoff Returns	2 Devin Duvernay	vs. HOU	01/20	2 Steven Sims	vs. HOU	01/20
Kickoff Return Yards	53 Devin Duvernay	vs. HOU	01/20	52 Steven Sims	vs. HOU	01/20
Field Goals Attempted	2 Justin Tucker	vs. HOU	01/20	2 Ka'imi Fairbairn	vs. HOU	01/20
Field Goals Made	2 Justin Tucker	vs. HOU	01/20	1 Harrison Butker	vs. KC	01/28
				...1 more.		

CATEGORY	2023 RAVENS LONGEST PLAYS	GAME	DATE	OPPONENT INDIVIDUAL	GAME	DATE
Run From Scrimmage	23 Lamar Jackson	vs. HOU	01/20	16 Devin Singletary	vs. HOU	01/20
Touchdown Run	15 Lamar Jackson	vs. HOU	01/20	2 Isiah Pacheco	vs. KC	01/28
Passing Long	54 Lamar Jackson	vs. KC	01/28	32 Patrick Mahomes	vs. KC	01/28
Touchdown Pass Long	30 Lamar Jackson	vs. KC	01/28	19 Patrick Mahomes	vs. KC	01/28
Longest Reception	54 Zay Flowers	vs. KC	01/28	32 Marquez Valdes-Scantling	vs. KC	01/28
Touchdown Reception	30 Zay Flowers	vs. KC	01/28	19 Travis Kelce	vs. KC	01/28
Punt Return	21 Devin Duvernay	vs. KC	01/28	67 Steven Sims	vs. HOU	01/20
Kickoff Return	37 Devin Duvernay	vs. HOU	01/20	30 Steven Sims	vs. HOU	01/20
Punt	66 Jordan Stout	vs. KC	01/28	55 Tommy Townsend	vs. KC	01/28
Field Goal	53 Justin Tucker	vs. HOU	01/20	52 Harrison Butker	vs. KC	01/28
Field Goal Attempt	53 Justin Tucker	vs. HOU	01/20	52 Harrison Butker	vs. KC	01/28

TURNOVER TABLE

DATE	OPPONENT	FORCED TURNOVERS			TURNOVERS CONVERTED					OUTCOME	
		FUM	INTS	TOTAL	TD	FG	PTS.	PTS. PCT.	TD PCT.	NET DIFF.	RESULT
09/10	Baltimore	1	0	1	0	1	3	100.0	0.0	-1	W
	Houston	1	1	2	0	1	3	50.0	0.0	+1	L
09/17	Baltimore	0	1	1	1	0	7	100.0	100.0	+1	W
	at Cincinnati	0	0	0	0	0	0	0.0	0.0	-1	L
09/24	Baltimore	0	0	0	0	0	0	0.0	0.0	-2	L
	Indianapolis	2	0	2	0	1	3	50.0	0.0	+2	W
10/01	Baltimore	0	3	3	2	0	14	66.7	100.0	+2	W
	at Cleveland	1	0	1	0	0	0	0.0	0.0	-2	L
10/08	Baltimore	1	0	1	0	0	0	0.0	0.0	-2	L
	at Pittsburgh	2	1	3	1	2	12	100.0	33.3	+2	W
10/15	Baltimore	1	1	2	0	2	6	100.0	0.0	+1	W
	at Tennessee	0	1	1	1	0	7	100.0	100.0	-1	L
10/22	Baltimore	0	1	1	0	0	0	0.0	0.0	0	W
	Detroit	1	0	1	0	0	0	0.0	0.0	0	L
10/29	Baltimore	0	2	2	2	0	14	100.0	100.0	+2	W
	at Arizona	0	0	0	0	0	0	0.0	0.0	-2	L
11/05	Baltimore	1	1	2	0	1	3	50.0	0.0	0	W
	Seattle	2	0	2	0	0	0	0.0	0.0	0	L
11/12	Baltimore	1	1	2	2	0	14	100.0	100.0	0	L
	Cleveland	0	2	2	1	0	6	50.0	100.0	0	W
11/16	Baltimore	0	0	0	0	0	0	0.0	0.0	0	W
	Cincinnati	0	0	0	0	0	0	0.0	0.0	0	L
11/26	Baltimore	3	1	4	0	1	3	25.0	0.0	+4	W
	at L.A. Chargers	0	0	0	0	0	0	0.0	0.0	-4	L
12/10	Baltimore	0	0	0	0	0	0	0.0	0.0	-1	W
	L.A. Rams	0	1	1	0	1	3	100.0	0.0	+1	L
12/17	Baltimore	2	0	2	1	1	10	100.0	50.0	+1	W
	at Jacksonville	0	1	1	0	0	0	0.0	0.0	-1	L
12/25	Baltimore	0	5	5	2	1	17	60.0	66.7	+5	W
	at San Francisco	0	0	0	0	0	0	0.0	0.0	-5	L
12/31	Baltimore	1	2	3	2	0	14	66.7	100.0	+2	W
	Miami	1	0	1	0	0	0	0.0	0.0	-2	L
01/06	Baltimore	2	0	2	0	0	0	0.0	0.0	0	L
	Pittsburgh	2	0	2	0	1	3	50.0	0.0	0	W
RAVENS		13	18	31	12	7	105	61.3	63.2	+12	13-4
OPPONENTS		12	7	19	3	6	37	47.4	33.3	-12	4-13

TURNOVER TABLE (POSTSEASON)

DATE	OPPONENT	FORCED TURNOVERS			TURNOVERS CONVERTED					OUTCOME	
		FUM	INTS	TOTAL	TD	FG	PTS.	PTS. PCT.	TD PCT.	NET DIFF.	RESULT
01/20	Baltimore	0	0	0	0	0	0	0.0	0.0	0	W
	Houston	0	0	0	0	0	0	0.0	0.0	0	L
01/28	Baltimore	0	0	0	0	0	0	0.0	0.0	-3	L
	Kansas City	2	1	3	0	0	0	0.0	0.0	+3	W
	RAVENS	0	0	0	0	0	0	0.0	0.0	-3	1-1
	OPPONENTS	2	1	3	0	0	0	0.0	0.0	+3	1-1

INSIDE THE 20

RAVENS																			
Date	Opponent	Pos	TD	PAT	2-Pt.	Miss		FG	FGA	Blk/ MFG	INT	Fum	Dwns	Drive Ends			TD%	Score	
						PAT								Half	Game	Pts		Pct.	Pts/Poss
09/10	Houston	5	3	2	1	0		1	1	0	1	0	0	0	0	25	60.0	80.0	5.0
09/17	at Cincinnati	4	3	3	0	0		1	1	0	0	0	0	0	0	24	75.0	100.0	6.0
09/24	Indianapolis	2	2	2	0	0		0	0	0	0	0	0	0	0	14	100.0	100.0	7.0
10/01	at Cleveland	4	4	4	0	0		0	0	0	0	0	0	0	0	28	100.0	100.0	7.0
10/08	at Pittsburgh	3	1	1	0	0		1	1	0	1	0	0	0	0	10	33.3	66.7	3.3
10/15	at Tennessee	6	1	0	0	1		5	5	0	0	0	0	0	0	21	16.7	100.0	3.5
10/22	Detroit	6	5	5	0	0		1	1	0	0	0	0	0	0	38	83.3	100.0	6.3
10/29	at Arizona	4	4	4	0	0		0	0	0	0	0	0	0	0	28	100.0	100.0	7.0
11/05	Seattle	6	3	3	0	0		2	2	0	0	0	1	0	0	27	50.0	83.3	4.5
11/12	Cleveland	2	1	1	0	0		1	1	0	0	0	0	0	0	10	50.0	100.0	5.0
11/16	Cincinnati	4	3	3	0	0		1	1	0	0	0	0	0	0	24	75.0	100.0	6.0
11/26	at L.A. Chargers	2	1	1	0	0		1	1	0	0	0	0	0	0	10	50.0	100.0	5.0
12/10	L.A. Rams	3	1	0	1	0		2	2	0	0	0	0	0	0	14	33.3	100.0	4.7
12/17	at Jacksonville	5	2	2	0	0		3	3	0	0	0	0	0	0	23	40.0	100.0	4.6
12/25	at San Francisco	6	3	3	0	0		3	3	0	0	0	0	0	0	30	50.0	100.0	5.0
12/31	Miami	5	5	5	0	0		0	0	0	0	0	0	0	0	35	100.0	100.0	7.0
01/06	Pittsburgh	1	0	0	0	0		1	1	0	0	0	0	0	0	3	0.0	100.0	3.0
TOTALS		68	42	39	2	1		23	23	0	2	0	1	0	0	364	61.8	95.6	5.4

OPPONENT																			
Date	Opponent	Pos	TD	PAT	2-Pt.	Miss		FG	FGA	Blk/ MFG	INT	Fum	Dwns	Drive Ends			TD%	Score	
						PAT								Half	Game	Pts		Pct.	Pts/Poss
09/10	Houston	2	0	0	0	0		2	2	0	0	0	0	0	0	6	0.0	100.0	3.0
09/17	at Cincinnati	4	2	2	0	0		1	1	0	1	0	0	0	0	17	50.0	75.0	4.3
09/24	Indianapolis	2	1	1	0	0		1	1	0	0	0	0	0	0	10	50.0	100.0	5.0
10/01	at Cleveland	2	0	0	0	0		1	1	0	1	0	0	0	0	3	0.0	50.0	1.5
10/08	at Pittsburgh	2	0	0	0	0		2	2	0	0	0	0	0	0	6	0.0	100.0	3.0
10/15	at Tennessee	4	1	1	0	0		3	3	0	0	0	0	0	0	16	25.0	100.0	4.0
10/22	Detroit	1	0	0	0	0		0	0	0	0	0	1	0	0	0	0.0	0.0	0.0
10/29	at Arizona	3	3	1	1	0		0	0	0	0	0	0	0	0	21	100.0	100.0	7.0
11/05	Seattle	1	0	0	0	0		1	1	0	0	0	0	0	0	3	0.0	100.0	3.0
11/12	Cleveland	5	2	1	1	0		3	3	0	0	0	0	0	0	24	40.0	100.0	4.8
11/16	Cincinnati	3	2	2	0	0		1	1	0	0	0	0	0	0	17	66.7	100.0	5.7
11/26	at L.A. Chargers	3	1	1	0	0		1	1	0	0	1	0	0	0	10	33.3	66.7	3.3
12/10	L.A. Rams	5	3	2	0	0		2	2	0	0	0	0	0	0	26	60.0	100.0	5.2
12/17	at Jacksonville	3	0	0	0	0		0	0	0	0	1	1	0	0	0	0.0	0.0	0.0
12/25	at San Francisco	4	2	2	0	0		0	0	0	2	0	0	0	0	14	50.0	50.0	3.5
12/31	Miami	3	2	1	0	0		1	1	0	0	0	0	0	0	16	66.7	100.0	5.3
01/06	Pittsburgh	2	1	1	0	0		1	1	0	0	0	0	0	0	10	50.0	100.0	5.0
TOTALS		49	20	15	2	0		20	20	0	4	2	2	1	0	199	40.8	81.6	4.1

POSTSEASON																			
RAVENS																			
Date	Opponent	Pos	TD	PAT	2-Pt.	Miss		FG	FGA	Blk/ MFG	INT	Fum	Dwns	Drive Ends			TD%	Score	
						PAT								Half	Game	Pts		Pct.	Pts/Poss
01/20	Houston	5	4	4	0	0		1	1	0	0	0	0	0	0	31	80.0	100.0	6.2
01/28	Kansas City	1	0	0	0	0		0	0	0	0	1	0	0	0	0	0.0	0.0	0.0
TOTALS		6	4	4	0	0		1	1	0	0	1	0	0	0	31	66.7	83.3	5.2

POSTSEASON																			
OPPONENT																			
Date	Opponent	Pos	TD	PAT	2-Pt.	Miss		FG	FGA	Blk/ MFG	INT	Fum	Dwns	Drive Ends			TD%	Score	
						PAT								Half	Game	Pts		Pct.	Pts/Poss
01/20	Houston	0	0	0	0	0		0	0	0	0	0	0	0	0	0	0.0	0.0	0.0
01/28	Kansas City	3	2	2	0	0		0	0	0	0	0	1	0	0	14	66.7	66.7	4.7
TOTALS		3	2	2	0	0		0	0	0	0	0	1	0	0	14	66.7	66.7	4.7

FIRST DOWNS GAINED

2023 : REGULAR SEASON

PLAYER	RUSH	REC.	TOTAL	3RD DOWN CONVERSION	4TH DOWN CONVERSION
Gus Edwards	49	5	54	11	3
Lamar Jackson	48	0	48	14	3
Zay Flowers	1	41	42	14	0
Mark Andrews	0	27	27	7	0
Odell Beckham Jr.	0	27	27	10	0
Justice Hill	18	8	26	8	0
Keaton Mitchell	19	5	24	3	0
Rashod Bateman	1	20	21	4	0
Nelson Agholor	0	19	19	8	0
Isaiah Likely	0	15	15	3	1
Melvin Gordon III	4	3	7	1	0
Charlie Kolar	0	5	5	1	0
Tyler Huntley	3	0	3	0	1
Patrick Ricard	0	3	3	2	0
J.K. Dobbins	1	0	1	0	0
Laquon Treadwell	0	1	1	1	0
Tylan Wallace	0	1	1	0	0
Team (by penalty)	--	--	35	--	--
2023 TOTALS	144	180	359	87	8

FIRST DOWNS GAINED (POSTSEASON)

2023 : POSTSEASON

PLAYER	RUSH	REC.	TOTAL	3RD DOWN CONVERSION	4TH DOWN CONVERSION
Lamar Jackson	9	1	10	1	2
Justice Hill	3	4	7	3	1
Zay Flowers	0	6	6	1	0
Gus Edwards	4	1	5	2	0
Isaiah Likely	0	3	3	0	0
Nelson Agholor	0	2	2	0	0
Rashod Bateman	0	2	2	0	0
Odell Beckham Jr.	0	2	2	0	1
Dalvin Cook	1	0	1	0	0
Team (by penalty)	--	--	0	--	--
2023 TOTALS	17	21	38	7	4

COMPLETIONS BY DISTANCE

2023 REGULAR SEASON

DATE	OPPONENT	QUARTERBACK	LOSS	0-9	10-19	20-29	30-39	40-49	50+
9/10	Houston	Jackson	2	8	4	3	--	--	--
9/17	at Cincinnati	Jackson	2	14 (1)	6 (1)	1	--	--	1
9/24	Indianapolis	Jackson	--	15	4	3	--	--	--
10/1	at Cleveland	Jackson	2	6 (1)	4 (1)	1	1	1	--
10/8	at Pittsburgh	Jackson	2	8	9	2	1	--	--
10/15	at Tennessee	Jackson	1	12	4 (1)	2	2	--	--
10/22	Detroit	Jackson	1	7 (1)	5 (2)	6	--	1	1
10/29	at Arizona	Jackson	2	9 (1)	5	2	--	--	--
11/5	Seattle	Jackson	1	11	9	--	--	--	--
		Huntley	--	3 (1)	2	--	--	--	--
11/12	Cleveland	Jackson	--	4	6	--	2	1 (1)	--
11/16	Cincinnati	Jackson	--	7	4 (1)	2	2 (1)	--	1
11/26	at L.A. Chargers	Jackson	1	7 (1)	9	1	--	--	--
12/10	L.A. Rams	Jackson	--	11	9	2 (1)	--	1 (1)	1 (1)
12/17	at Jacksonville	Jackson	--	5	8 (1)	1	--	--	--
12/25	at San Francisco	Jackson	1	12 (2)	7	1	2	--	--
12/31	Miami	Jackson	--	6 (2)	6	3 (1)	2 (1)	--	1 (1)
		Huntley	--	--	1 (1)	--	--	--	--
1/6	Pittsburgh	Huntley	--	8	6	1 (1)	--	--	--
PLAYER TOTALS	Jackson		15	142 (9)	99 (7)	30 (2)	12 (2)	4 (2)	5 (2)
	Huntley		--	11 (1)	9 (1)	1 (1)	--	--	--
TEAM TOTALS			15	153 (10)	108 (8)	31 (3)	12 (2)	4 (2)	5 (2)

2023 POSTSEASON

DATE	OPPONENT	QUARTERBACK	LOSS	0-9	10-19	20-29	30-39	40-49	50+
1/20	Houston	Jackson	1	9 (1)	5 (1)	1	--	--	--
1/28	Kansas City	Jackson	--	11	6	--	2 (1)	--	1
PLAYER TOTALS		Jackson	1	20 (1)	11 (1)	1	2 (1)	--	1
TEAM TOTALS			1	20 (1)	11 (1)	1	2 (1)	--	1

THE LAST TIME IT HAPPENED

BY RAVENS

BY OPPONENT

RUSHING

* Never Has Happened *	300 YARDS RUSHING	* Never Has Happened *
204 YDs, Ray Rice @ Cleveland, 12/04/11	200 YARDS RUSHING	* Never Has Happened *
138 YDs, Keaton Mitchell vs. Seattle, 11/05/23	100 YARDS RUSHING	112 YDs, Najee Harris vs. Pittsburgh, 01/06/24
97 YDs, Lamar Jackson @ Jacksonville, 12/17/23	75+ YARD RUSHING	112 YDs, Najee Harris vs. Pittsburgh, 01/06/24
* Never Has Happened *	FIVE TOUCHDOWNS RUSHING	* Never Has Happened *
* Never Has Happened *	FOUR TOUCHDOWNS RUSHING	* Never Has Happened *
3 TDs, Gus Edwards: (1, 7, 1) @ Arizona, 10/29/23	THREE TOUCHDOWNS RUSHING	3 TDs, Nick Chubb: (14, 2, 88) vs. Cleveland, 09/29/19
2 TDs, Gus Edwards: (3, 3) vs. Cincinnati, 11/16/23	TWO TOUCHDOWNS RUSHING	2 TDs, Josh Jacobs: (2, 15) @ Las Vegas, 09/13/21
Lamar Jackson: (5, 17)/Gus Edwards: (11, 19) @ Cleveland, 12/14/20	TWO PLAYERS WITH TWO TD RUSHING	* Never Has Happened *
404 YDs, Baltimore 38, Cincinnati 3 @ Cincinnati, 01/03/21	OVER 400 YARDS RUSHING (TEAM)	* Never Has Happened *
308 YDs, Baltimore 48, Detroit 3 vs. Detroit, 12/13/09	300-399 YARDS RUSHING (TEAM)	* Never Has Happened *
251 YDs, Baltimore 23, Jacksonville 7 @ Jacksonville, 12/17/23	200-299 YARDS RUSHING (TEAM)	231 YDs, Chicago 27, Baltimore 24 vs. Chicago, 10/15/17

BY RAVENS

BY OPPONENT

RECEIVING

108 YDs/104 YDs, Rashod Bateman/Mark Andrews vs. Miami, 09/18/22	TWO 100-YARD RECEIVERS	126 YDs/113 YDs, George Kittle/Brandon Aiyuk @ San Francisco, 12/25/23
258 YDs, Qadry Ismail @ Pittsburgh, 12/12/99	200 YARDS RECEIVING	201 YDs, Ja'Marr Chase vs. Cincinnati, 10/24/21
186 YDs, Steve Smith vs. Cincinnati, 09/27/15	150 YARDS RECEIVING	156 YDs, DeVante Parker @ New England, 09/25/22
106 YDs, Zay Flowers vs. Miami, 12/31/23	100 YARDS RECEIVING	126 YDs/113 YDs, George Kittle/Brandon Aiyuk @ San Francisco, 12/25/23
* Never Has Happened *	FIVE TOUCHDOWN RECEPTIONS	* Never Has Happened *
4 TDs, Marcus Robinson: (13, 50, 25, 9) vs. Seattle, 11/23/03	FOUR TOUCHDOWN RECEPTIONS	* Never Has Happened *
3 TDs, Torrey Smith: (74, 41, 18) @ St. Louis, 09/25/11	THREE TOUCHDOWN RECEPTIONS	3 TDs, A.J. Green: (4, 32, 7) @ Cincinnati, 09/13/18
2 TDs, Isaiah Likely: (35, 7) vs. Miami, 12/31/23	TWO TOUCHDOWN RECEPTIONS	2 TDs, Tee Higgins: (3, 4) @ Cincinnati, 09/17/23
Marquise Brown: (43, 5)/Mark Andrews: (5, 4) vs. Indianapolis, 10/11/21	TWO PLAYERS WITH TWO TD RECEPTIONS	Tyreek Hill: (48, 60)/Jaylen Waddle: (6, 7) vs. Miami, 09/18/22

BY RAVENS

BY OPPONENT

PASSING

* Never Has Happened *	500 YARDS PASSING	525 YDs, Joe Burrow @ Cincinnati, 12/26/21
442 YDs, Lamar Jackson vs. Indianapolis, 10/11/21	400 YARDS PASSING	469 YDs, Tua Tagovailoa vs. Miami, 09/18/22
321 YDs, Lamar Jackson vs. Miami, 12/31/23	300 YARDS PASSING	321 YDs, Trevor Lawrence @ Jacksonville, 11/27/22
* Never Has Happened *	SEVEN TOUCHDOWN PASSES	7 TDs, Peyton Manning: (24, 23, 28, 5, 2, 26, 78) @ Denver, 09/05/13
* Never Has Happened *	SIX TOUCHDOWN PASSES	6 TDs, Tua Tagovailoa: (6, 14, 2, 48, 60, 7) vs. Miami, 09/18/22
5 TDs, Lamar Jackson: (20, 75, 35, 7, 4) vs. Miami, 12/31/23	FIVE TOUCHDOWN PASSES	6 TDs, Tua Tagovailoa: (6, 14, 2, 48, 60, 7) vs. Miami, 09/18/22
5 TDs, Lamar Jackson: (20, 75, 35, 7, 4) vs. Miami, 12/31/23	FOUR TOUCHDOWN PASSES	6 TDs, Tua Tagovailoa: (6, 14, 2, 48, 60, 7) vs. Miami, 09/18/22
5 TDs, Lamar Jackson: (20, 75, 35, 7, 4) vs. Miami, 12/31/23	THREE TOUCHDOWN PASSES	3 TDs, Matthew Stafford: (6, 7, 5) vs. L.A. Rams, 12/10/23
56 ATT., Joe Flacco @ Cleveland, 10/07/18	50+ PASS ATTEMPTS	53 ATT., Jared Goff vs. Detroit, 10/22/23

THE LAST TIME IT HAPPENED

43 ATT., Lamar Jackson vs. L.A. Rams, 12/10/23	40+ PASS ATTEMPTS	43 ATT., Trevor Lawrence @ Jacksonville, 12/17/23
4 INTs, Lamar Jackson vs. Cleveland, 11/28/21	FOUR INTERCEPTIONS THROWN	4 INTs, Brock Purdy @ San Francisco, 12/25/23
4 INTs, Lamar Jackson vs. Cleveland, 11/28/21	THREE INTERCEPTIONS THROWN	4 INTs, Brock Purdy @ San Francisco, 12/25/23
2 INTs, Lamar Jackson vs. Cleveland, 11/12/23	TWO INTERCEPTIONS THROWN	2 INTs, Tua Tagovailoa vs. Miami, 12/31/23

BY RAVENS BY OPPONENT

COMBINED YARDS

107 YDs/324 YDs, Mark Ingram II/Lamar Jackson @ Miami, 09/08/19	100-YARD RUSHER AND 300-YARD PASSER	165 YDs/342 YDs, Nick Chubb/Baker Mayfield vs. Cleveland, 09/29/19
106 YDs/321 YDs, Zay Flowers/Lamar Jackson vs. Miami, 12/31/23	100-YARD RECEIVER AND 300-YARD PASSER	145 YDs/321 YDs, Zay Jones/Trevor Lawrence @ Jacksonville, 11/27/22
119 YDs/106 YDs, Kenyan Drake/Mark Andrews @ N.Y. Giants, 10/16/22	100-YARD RUSHER AND 100-YARD RECEIVER	103 YDs/126/113 YDs, Christian McCaffrey/George Kittle/Brandon Aiyuk @ San Francisco, 12/25/23
119 YDs/318 YDs/104 YDs, Lamar Jackson/Lamar Jackson Mark Andrews vs. Miami, 09/18/22	100-YARD RUSHER, 300-YARD PASSER, 100-YARD RECEIVER	165 YDs/342 YDs/167 YDs, Nick Chubb/Baker Mayfield Jarvis Landry vs. Cleveland, 09/29/19

BY RAVENS BY OPPONENT

DEFENSE

18 YDs, Kyle Hamilton: (14:26) (Shotgun) 4-D.Watson pass short left intended for 85-D.Njoku INTERCEPTED by 14-K.Hamilton at CLV 18. 14-K.Hamilton for 18 yards, TOUCHDOWN. vs. Cleveland, 11/12/23	INTERCEPTED PASS RETURNED FOR A TOUCHDOWN	34 YDs, Greg Newsome II: (8:24) (Shotgun) 8-L.Jackson pass short right intended for 42-P.Ricard INTERCEPTED by 0-G.Newsome (54-0.Okoronkwo) at BLT 34. 0-G.Newsome for 34 yards, TOUCHDOWN. vs. Cleveland, 11/12/23
65 YDs, Chuck Clark: (1:28) (Shotgun) 28-J.Taylor right end to BLT 36 for 9 yards (40-M.Harrison, 24-M.Peters). FUMBLES (24-M.Peters), RECOVERED by BLT-36-C.Clark at BLT 35. 36-C.Clark for 65 yards, TOUCHDOWN. @ Indianapolis, 11/08/20	FUMBLE RETURNED FOR A TOUCHDOWN	15 YDs, Myles Garrett: (:58) (Shotgun) T.Huntley sacked at BLT 12 for -8 yards (M.Garrett). FUMBLES (M.Garrett), RECOVERED by CLV-M.Garrett at BLT 15. M.Garrett for 15 yards, TOUCHDOWN. @ Cleveland, 12/12/21
(2:05) (Shotgun) 10-G.Minschew sacked ob in End Zone for -1 yards, SAFETY. vs. Indianapolis, 09/24/23	SAFETY SCORED	(10:31) (No Huddle, Shotgun) 8-L.Jackson pass incomplete short left. PENALTY on BLT-8-L.Jackson, Intentional Grounding, 20 yards, enforced in End Zone, SAFETY. @ San Francisco, 12/25/23
Baltimore 21, Tennessee 0 @ Tennessee, 10/14/18	SHUTOUT	Tampa Bay 25, Baltimore vs. Tampa Bay, 09/15/02
4.0 SK, Peter Boulware vs. Minnesota, 01/07/02	FOUR SACK GAME	4.0 SK, Antwan Barnes @ San Diego, 12/18/11
3.0 SK, Kyle Hamilton vs. Indianapolis, 09/24/23	THREE SACK GAME	3.0 SK, Deatrich Wise Jr. @ New England, 09/25/22
2.0 SK, Brent Urban @ San Francisco, 12/25/23	TWO SACK GAME	2.0 SK, T.J. Watt vs. Pittsburgh, 01/06/24
89t YDs, Marcus Peters @ Cincinnati, 11/10/19	70+ YARD INTERCEPTION RETURN	89t YDs, Darqueze Dennard vs. Cincinnati, 12/31/17
2 INTs, Kyle Hamilton @ San Francisco, 12/25/23	TWO INTERCEPTIONS	2 INTs, Justin Simmons vs. Denver, 12/04/22
* Never Has Happened *	THREE INTERCEPTIONS	3 INTs, Anthony Henry vs. Cleveland, 11/18/01
* Never Has Happened *	FOUR INTERCEPTIONS	* Never Has Happened *
94 YDs, Baltimore 16, Pittsburgh 14 @ Pittsburgh, 12/11/22	LESS THAN 100 NET PASSING YARDS	73 YDs, Baltimore 28, Cleveland 3 @ Cleveland, 10/01/23
131 YDs, Baltimore 26, Atlanta 16 @ Atlanta, 12/02/18	LESS THAN 150 YARDS NET OFFENSE	146 YDs, Jacksonville 12, Baltimore 7 @ Jacksonville, 10/24/11
151 YDs, Baltimore 37, Seattle 3 vs. Seattle, 11/05/23	LESS THAN 200 YARDS NET OFFENSE	186 YDs, Jacksonville 44, Baltimore 7 @ Jacksonville, 09/24/17
289 YDs, Pittsburgh 17, Baltimore 10 vs. Pittsburgh, 01/06/24	LESS THAN 300 YARDS NET OFFENSE	224 YDs, Pittsburgh 17, Baltimore 10 vs. Pittsburgh, 01/06/24
3 TO, Baltimore 56, Miami 19 vs. Miami, 12/31/23	FORCED THREE+ TURNOVERS	3 TO, Pittsburgh 17, Baltimore 10 @ Pittsburgh, 10/08/23

BY RAVENS BY OPPONENT

SPECIAL TEAMS

THE LAST TIME IT HAPPENED

103 YDs, Devin Duvernay: 7-J.Sanders kicks 68 yards from MIA 35 to BLT -3. 13-D.Duvernay for 103 yards, TOUCHDOWN. vs. Miami, 09/18/22

KICKOFF RETURNED FOR A TOUCHDOWN

98 YDs, Kene Nwangwu: 9-J.Tucker kicks 63 yards from BLT 35 to MIN 02. 26-K.Nwangwu for 98 yards, TOUCHDOWN. vs. Minnesota, 11/07/21

76 YDs, Tylan Wallace: (8:07) 42-E.Evans punts 50 yards to BLT 24, Center-47-A.Ward. 16-T.Wallace for 76 yards, TOUCHDOWN. vs. L.A. Rams, 12/10/23

PUNT RETURNED FOR A TOUCHDOWN

81 YDs, Charlie Jones: (13:31) 11-J.Stout punts 54 yards to CIN 19, Center-69-T.Ott. 15-C.Jones for 81 yards, TOUCHDOWN. @ Cincinnati, 09/17/23

Brent Urban: (:03) 6-T.Coons 51 yard field goal is BLOCKED (96-B.Urban), Center-47-C.Hughlett, Holder-8-A.Lee, RECOVERED by BLT-33-W.Hill at BLT 36. 33-W.Hill for 64 yards, TOUCHDOWN. @ Cleveland, 11/30/15

BLOCKED FIELD GOAL RETURNED FOR A TOUCHDOWN

* Never Has Happened *

Javorius Allen: (13:44) (Punt formation) 4-J.Berry punt is BLOCKED by 37-J.Allen, Center-60-G.Warren, RECOVERED by BLT-10-C.Moore at PIT 14. 10-C.Moore for 14 yards, TOUCHDOWN. vs. Pittsburgh, 11/06/16

BLOCKED PUNT RETURNED FOR A TOUCHDOWN

Tarell Basham: (12:13) (Punt formation) 4-S.Koch punt is BLOCKED by 93-T.Basham, Center-46-M.Cox, RECOVERED by NYJ-49-B.Bello at BLT 14. 49-B.Bello for 14 yards, TOUCHDOWN. vs. N.Y. Jets, 12/12/19

* Never Has Happened *

66 YDs, Justin Tucker: (:03) 9-J.Tucker 66 yard field goal is GOOD, Center-46-N.Moore, Holder-4-S.Koch. @ Detroit, 09/26/21

MADE FIELD GOAL OF 60 YARDS OR LONGER

50 YDs, Justin Tucker: (7:38) 9-J.Tucker 50 yard field goal is GOOD, Center-69-T.Ott, Holder-11-J.Stout. vs. Indianapolis, 09/24/23

MADE FIELD GOAL OF 50-59 YARDS

51 YDs, Lucas Havrisik: (1:50) 8-L.Havrisik 51 yard field goal is GOOD, Center-47-A.Ward, Holder-42-E.Evans. vs. L.A. Rams, 12/10/23

55 YDs, Justin Tucker: (2:27) 9-J.Tucker 55 yard field goal is BLOCKED (96-J.Elliott), Center-69-T.Ott, Holder-11-J.Stout, RECOVERED by CLV-5-A.Walker at CLV 35. 5-A.Walker pushed ob at BLT 38 for 27 yards (11-J.Stout). vs. Cleveland, 11/12/23

BLOCKED FIELD GOAL

40 YDs, Chris Boswell: (11:19) 9-C.Boswell 40 yard field goal is BLOCKED (93-C.Campbell), Center-46-C.Kuntz, Holder-6-P.Harvin. @ Pittsburgh, 12/11/22

Jordan Stout: (11:18) 11-J.Stout punt is BLOCKED by 28-M.Killebrew, Center-69-T.Ott, ball out of bounds in End Zone, SAFETY. @ Pittsburgh, 10/08/23

BLOCKED PUNT

Jordan Berry: (13:44) (Punt formation) 4-J.Berry punt is BLOCKED by 37-J.Allen, Center-60-G.Warren, RECOVERED by BLT-10-C.Moore at PIT 14. 10-C.Moore for 14 yards, TOUCHDOWN. vs. Pittsburgh, 11/06/16

Justin Tucker: 9-J.Tucker extra point is No Good, Hit Left Upright, Center-46-N.Moore, Holder-11-J.Stout. @ New England, 09/25/22

MISSED POINT AFTER TOUCHDOWN ATTEMPT

Dustin Hopkins: 7-D.Hopkins extra point is No Good, Wide Left, Center-47-C.Hughlett, Holder-13-C.Bojorquez. vs. Cleveland, 11/12/23

Patrick Murray [Lawrence Guy blocked]: 2-P.Murray extra point is Blocked (93-L.Guy), Center-47-C.Hughlett, Holder-4-B.Colquitt. DEFENSIVE TWO-POINT ATTEMPT. 36-T.Young recovered the blocked kick. ATTEMPT SUCCEEDS. @ Cleveland, 09/18/16

POINT AFTER TOUCHDOWN ATTEMPT BLOCKED

Justin Tucker [Denico Autry blocked]: 9-J.Tucker extra point is Blocked (96-D.Autry), Center-69-T.Ott, Holder-11-J.Stout. @ Tennessee, 10/15/23

Chuck Clark: 9-J.Tucker kicks onside 6 yards from BLT 35 to BLT 41. RECOVERED by BLT-36-C.Clark. @ Cleveland, 12/12/21

SUCCESSFUL ONSIDE KICK

Owen Pappoe: 5-M.Prater kicks onside 15 yards from ARZ 35 to 50, impetus ends at 50. RECOVERED by ARZ-44-O.Pappoe. @ Arizona, 10/29/23

6 FG, Justin Tucker: (41, 28, 23, 29, 20, 36) @ Tennessee, 10/15/23

SIX FIELD GOALS

6 FG, Kai Forbath: (52, 51, 43, 43, 34, 32) @ Minnesota, 10/22/17

6 FG, Justin Tucker: (41, 28, 23, 29, 20, 36) @ Tennessee, 10/15/23

FIVE FIELD GOALS

5 FG, Matt Gay: (31, 54, 53, 53, 53) vs. Indianapolis, 09/24/23

6 FG, Justin Tucker: (41, 28, 23, 29, 20, 36) @ Tennessee, 10/15/23

FOUR FIELD GOALS

4 FG, Dustin Hopkins: (36, 28, 23, 40) vs. Cleveland, 11/12/23

6 FG, Justin Tucker: (41, 28, 23, 29, 20, 36) @ Tennessee, 10/15/23

THREE FIELD GOALS

3 FG, Lucas Havrisik: (27, 51, 36) vs. L.A. Rams, 12/10/23

73 yds, Sam Koch @ New Orleans, 11/24/14

70+ YARD PUNT

70 yds, Corey Bojorquez @ Cleveland, 12/17/22

BY RAVENS

BY OPPONENT

TEAM/MISCELLANEOUS

515 YDs, Baltimore 515, Seattle 151 vs. Seattle, 11/05/23

500 TOTAL YARDS OF OFFENSE

547 YDs, Miami 547, Baltimore 473 vs. Miami, 09/18/22

491 YDs, Baltimore 491, Miami 375 vs. Miami, 12/31/23

400-499 TOTAL YARDS OF OFFENSE

429 YDs, San Francisco 429, Baltimore 343 @ San Francisco, 12/25/23

THE LAST TIME IT HAPPENED

ST: (6:11) (No Huddle, Shotgun) D.Carr sacked at OAK 33 for -5 yards (M.Judon). FUMBLES (M.Judon) [M.Judon], RECOVERED by BLT-T.Suggs at OAK 43. T.Suggs for 43 yards, TOUCHDOWN. Suggs' 3rd career touchdown.DEF: (8:16) L.Jackson left end for 5 yards, TOUCHDOWN.DEF: (11:20) (Shotgun) L.Jackson pass short right to M.Crabtree for 8 yards, TOUCHDOWN.OFF: (13:01) (Punt formation) J.Townsend punts 52 yards to BLT 30, Center-T.Sieg. C.Jones for 70 yards, TOUCHDOWN. vs. Oakland, 11/25/18

* Never Has Happened *

TOUCHDOWN ON OFFENSE, DEFENSE AND SPECIAL TEAMS

Lamar Jackson: TWO-POINT CONVERSION ATTEMPT. 8-L.Jackson pass to 4-Z.Flowers is complete. ATTEMPT SUCCEEDS. vs. L.A. Rams, 12/10/23

MADE TWO-POINT CONVERSION

Deshaun Watson: TWO-POINT CONVERSION ATTEMPT. 4-D.Watson rushes up the middle. ATTEMPT SUCCEEDS. vs. Cleveland, 11/12/23

Tyler Huntley: TWO-POINT CONVERSION ATTEMPT. 2-T.Huntley pass to 89-M.Andrews is incomplete. ATTEMPT FAILS. vs. Green Bay, 12/19/21

FAILED TWO-POINT CONVERSION

Tua Tagovailoa: TWO-POINT CONVERSION ATTEMPT. 1-T.Tagovailoa pass to 89-J.Hill is incomplete. ATTEMPT FAILS. vs. Miami, 12/31/23

Baltimore 56, Miami 19 vs. Miami, 12/31/23

50 POINTS

* Never Has Happened *

Baltimore 40, Jacksonville 14 vs. Jacksonville, 12/20/20

40 POINTS

Miami 42, Baltimore 38 vs. Miami, 09/18/22

Baltimore 37, L.A. Rams 31 vs. L.A. Rams, 12/10/23

OVERTIME WIN

Indianapolis 22, Baltimore 19 vs. Indianapolis, 09/24/23

Indianapolis 22, Baltimore 19 vs. Indianapolis, 09/24/23

OVERTIME LOSS

Baltimore 37, L.A. Rams 31 vs. L.A. Rams, 12/10/23

Baltimore 10, Philadelphia 10 vs. Philadelphia, 11/16/97

OVERTIME TIE

Baltimore 10, Philadelphia 10 vs. Philadelphia, 11/16/97

0 TO, Baltimore 33, San Francisco 19 @ San Francisco, 12/25/23

NO TURNOVERS

0 TO, Baltimore 37, L.A. Rams 31 vs. L.A. Rams, 12/10/23

40:04 TOP, Baltimore 37, Seattle 3 vs. Seattle, 11/05/23

OVER 40:00 TIME OF POSSESSION (NON-OT)

40:03 TOP, Baltimore 31, Dallas 29 vs. Dallas, 10/14/12

Baltimore 56, Miami 19 vs. Miami, 12/31/23

WON GAME BY 20+ POINTS

Cincinnati 41, Baltimore 21 @ Cincinnati, 12/26/21

THE LAST TIME IT HAPPENED (POSTSEASON)

BY RAVENS

BY OPPONENT

RUSHING

* Never Has Happened *	300 YARDS RUSHING	* Never Has Happened *
* Never Has Happened *	200 YARDS RUSHING	* Never Has Happened *
100 YDs, Lamar Jackson vs. Houston, 01/20/24	100 YARDS RUSHING	195 YDs, Derrick Henry vs. Tennessee, 01/11/20
100 YDs, Lamar Jackson vs. Houston, 01/20/24	75+ YARD RUSHING	195 YDs, Derrick Henry vs. Tennessee, 01/11/20
* Never Has Happened *	FIVE TOUCHDOWNS RUSHING	* Never Has Happened *
* Never Has Happened *	FOUR TOUCHDOWNS RUSHING	* Never Has Happened *
* Never Has Happened *	THREE TOUCHDOWNS RUSHING	* Never Has Happened *
2 TDs, Lamar Jackson: (15, 8) vs. Houston, 01/20/24	TWO TOUCHDOWNS RUSHING	2 TDs, Rashard Mendenhall: (1, 2) @ Pittsburgh, 01/15/11
* Never Has Happened *	TWO PLAYERS WITH TWO TD RUSHING	* Never Has Happened *
* Never Has Happened *	OVER 400 YARDS RUSHING (TEAM)	* Never Has Happened *
* Never Has Happened *	300-399 YARDS RUSHING (TEAM)	* Never Has Happened *
229 YDs, Baltimore 34, Houston 10 vs. Houston, 01/20/24	200-299 YARDS RUSHING (TEAM)	217 YDs, Tennessee 28, Baltimore 12 vs. Tennessee, 01/11/20

BY RAVENS

BY OPPONENT

RECEIVING

* Never Has Happened *	TWO 100-YARD RECEIVERS	109 YDs/104 YDs, Michael Crabtree/Vernon Davis @ San Francisco, 02/03/13
* Never Has Happened *	200 YARDS RECEIVING	* Never Has Happened *
* Never Has Happened *	150 YARDS RECEIVING	* Never Has Happened *
115 YDs, Zay Flowers vs. Kansas City, 01/28/24	100 YARDS RECEIVING	116 YDs, Travis Kelce vs. Kansas City, 01/28/24
* Never Has Happened *	FIVE TOUCHDOWN RECEPTIONS	* Never Has Happened *
* Never Has Happened *	FOUR TOUCHDOWN RECEPTIONS	* Never Has Happened *
* Never Has Happened *	THREE TOUCHDOWN RECEPTIONS	* Never Has Happened *
2 TDs, Michael Crabtree: (31, 7) vs. L.A. Chargers, 01/06/19	TWO TOUCHDOWN RECEPTIONS	2 TDs, Danny Amendola: (15, 51) @ New England, 01/10/15
* Never Has Happened *	TWO PLAYERS WITH TWO TD RECEPTIONS	* Never Has Happened *

BY RAVENS

BY OPPONENT

PASSING

* Never Has Happened *	500 YARDS PASSING	* Never Has Happened *
* Never Has Happened *	400 YARDS PASSING	* Never Has Happened *
365 YDs, Lamar Jackson vs. Tennessee, 01/11/20	300 YARDS PASSING	367 YDs, Tom Brady @ New England, 01/10/15
* Never Has Happened *	SEVEN TOUCHDOWN PASSES	* Never Has Happened *
* Never Has Happened *	SIX TOUCHDOWN PASSES	* Never Has Happened *
* Never Has Happened *	FIVE TOUCHDOWN PASSES	* Never Has Happened *
4 TDs, Joe Flacco: (19, 9, 11, 16) @ New England, 01/10/15	FOUR TOUCHDOWN PASSES	* Never Has Happened *
4 TDs, Joe Flacco: (19, 9, 11, 16) @ New England, 01/10/15	THREE TOUCHDOWN PASSES	3 TDs, Tom Brady: (15, 5, 23) @ New England, 01/10/15
59 ATT., Lamar Jackson vs. Tennessee, 01/11/20	50+ PASS ATTEMPTS	50 ATT., Tom Brady @ New England, 01/10/15
59 ATT., Lamar Jackson vs. Tennessee, 01/11/20	40+ PASS ATTEMPTS	50 ATT., Tom Brady @ New England, 01/10/15
* Never Has Happened *	FOUR INTERCEPTIONS THROWN	4 INTs, Chad Pennington @ Miami, 01/04/09
3 INTs, Joe Flacco @ Pittsburgh, 01/18/09	THREE INTERCEPTIONS THROWN	3 INTs, T.J. Yates vs. Houston, 01/15/12
2 INTs, Lamar Jackson vs. Tennessee, 01/11/20	TWO INTERCEPTIONS THROWN	2 INTs, Ben Roethlisberger @ Pittsburgh, 01/03/15

THE LAST TIME IT HAPPENED (POSTSEASON)

BY RAVENS

BY OPPONENT

COMBINED YARDS

131 YDs/331 YDs, Ray Rice/Joe Flacco @ Denver, 01/12/13	100-YARD RUSHER AND 300-YARD PASSER	110 YDs/302 YDs, Frank Gore/Colin Kaepernick @ San Francisco, 02/03/13
126 YDs/365 YDs, Marquise Brown/Lamar Jackson vs. Tennessee, 01/11/20	100-YARD RECEIVER AND 300-YARD PASSER	108 YDs/367 YDs, Rob Gronkowski/Tom Brady @ New England, 01/10/15
136 YDs/109 YDs, Lamar Jackson/Marquise Brown @ Tennessee, 01/10/21	100-YARD RUSHER AND 100-YARD RECEIVER	110 YDs/104/109 YDs, Frank Gore/Vernon Davis/Michael Crabtree @ San Francisco, 02/03/13
143 YDs/365 YDs/126 YDs, Lamar Jackson/Lamar Jackson Marquise Brown vs. Tennessee, 01/11/20	100-YARD RUSHER, 300-YARD PASSER, 100-YARD RECEIVER	110 YDs/302 YDs/104 YDs, Frank Gore/Colin Kaepernick Vernon Davis @ San Francisco, 02/03/13

BY RAVENS

BY OPPONENT

DEFENSE

39 YDs, Corey Graham: (9:58) (Shotgun) 18-P.Manning pass short right intended for 87-E.Decker INTERCEPTED by 24-C.Graham (23-C.Brown) at DEN 39. 24-C.Graham for 39 yards, TOUCHDOWN. @ Denver, 01/12/13	INTERCEPTED PASS RETURNED FOR A TOUCHDOWN	101 YDs, Taron Johnson: (:58) (Shotgun) 8-L.Jackson pass short middle intended for 89-M.Andrews INTERCEPTED by 24-T.Johnson at BUF -1. 24-T.Johnson for 101 yards, TOUCHDOWN. @ Buffalo, 01/16/21
13 YDs, Cory Redding: (1:07) (Shotgun) 7-B.Roethlisberger sacked at PIT 3 for -7 yards (55-T.Suggs). FUMBLES (55-T.Suggs), RECOVERED by BLT-93-C.Redding at PIT 13. 93-C.Redding for 13 yards, TOUCHDOWN. Pittsburgh challenged the fumble ruling, and the play was Upheld. (Timeout #1 at 00:53.) @ Pittsburgh, 01/15/11	FUMBLE RETURNED FOR A TOUCHDOWN	98 YDs, Sam Hubbard: (11:54) 2-T.Huntley up the middle to CIN 1 for no gain (55-L.Wilson; 57-G.Pratt). FUMBLES (55-L.Wilson), RECOVERED by CIN-94-S.Hubbard at CIN 2. 94-S.Hubbard for 98 yards, TOUCHDOWN. @ Cincinnati, 01/15/23
* Never Has Happened *	SAFETY SCORED	Shamarko Thomas: (2:00) (Punt formation) 4-S.Koch punt is BLOCKED by 29-S.Thomas, Center-48-P.Scales, ball out of bounds in End Zone, SAFETY. @ Pittsburgh, 01/03/15
* Never Has Happened *	SHUTOUT	* Never Has Happened *
* Never Has Happened *	FOUR SACK GAME	* Never Has Happened *
3.0 SK, Terrell Suggs @ Pittsburgh, 01/15/11	THREE SACK GAME	3.0 SK, James Harrison @ Pittsburgh, 01/15/11
2.0 SK, Elvis Dumervil @ Pittsburgh, 01/03/15	TWO SACK GAME	2.0 SK, Jerry Hughes @ Buffalo, 01/16/21
* Never Has Happened *	70+ YARD INTERCEPTION RETURN	101t YDs, Taron Johnson @ Buffalo, 01/16/21
2 INTs, Corey Graham @ Denver, 01/12/13	TWO INTERCEPTIONS	2 INTs, Brent Alexander @ Pittsburgh, 01/20/02
* Never Has Happened *	THREE INTERCEPTIONS	* Never Has Happened *
* Never Has Happened *	FOUR INTERCEPTIONS	* Never Has Happened *
91 YDs, Pittsburgh 31, Baltimore 24 @ Pittsburgh, 01/15/11	LESS THAN 100 NET PASSING YARDS	83 YDs, Tennessee 28, Baltimore 12 vs. Tennessee, 01/11/20
* Never Has Happened *	LESS THAN 150 YARDS NET OFFENSE	126 YDs, Pittsburgh 31, Baltimore 24 @ Pittsburgh, 01/15/11
161 YDs, Baltimore 30, Kansas City 7 @ Kansas City, 01/09/11	LESS THAN 200 YARDS NET OFFENSE	126 YDs, Pittsburgh 31, Baltimore 24 @ Pittsburgh, 01/15/11
213 YDs, Baltimore 34, Houston 10 vs. Houston, 01/20/24	LESS THAN 300 YARDS NET OFFENSE	229 YDs, L.A. Chargers 23, Baltimore 17 vs. L.A. Chargers, 01/06/19
3 TO, Baltimore 30, Pittsburgh 17 @ Pittsburgh, 01/03/15	FORCED THREE+ TURNOVERS	3 TO, Kansas City 17, Baltimore 10 vs. Kansas City, 01/28/24

BY RAVENS

BY OPPONENT

SPECIAL TEAMS

108 YDs, Jacoby Jones: 2-D.Akers kicks 73 yards from SF 35 to BLT -8. 12-J.Jones for 108 yards, TOUCHDOWN. @ San Francisco, 02/03/13	KICKOFF RETURNED FOR A TOUCHDOWN	104 YDs, Trindon Holliday: 9-J.Tucker kicks 69 yards from BLT 35 to DEN -4. 11-T.Holliday for 104 yards, TOUCHDOWN. @ Denver, 01/12/13
88 YDs, Jermaine Lewis @ Pittsburgh, 01/20/02	PUNT RETURNED FOR A TOUCHDOWN	67 YDs, Steven Sims: (4:34) 11-J.Stout punts 45 yards to HST 33, Center-69-T.Ott. 82-S.Sims for 67 yards, TOUCHDOWN. vs. Houston, 01/20/24

THE LAST TIME IT HAPPENED (POSTSEASON)

* Never Has Happened *	BLOCKED FIELD GOAL RETURNED FOR A TOUCHDOWN	* Never Has Happened *
* Never Has Happened *	BLOCKED PUNT RETURNED FOR A TOUCHDOWN	* Never Has Happened *
* Never Has Happened *	MADE FIELD GOAL OF 60 YARDS OR LONGER	* Never Has Happened *
53 YDs, Justin Tucker: (8:40) 9-J.Tucker 53 yard field goal is GOOD, Center-69-T.Ott, Holder-11-J.Stout. vs. Houston, 01/20/24	MADE FIELD GOAL OF 50-59 YARDS	52 YDs, Harrison Butker: (:08) 7-H.Butker 52 yard field goal is GOOD, Center-41-J.Winchester, Holder-5-T.Townsend. vs. Kansas City, 01/28/24
* Never Has Happened *	BLOCKED FIELD GOAL	41 YDs, Michael Badgley: (13:51) (Field Goal formation) 4-M.Badgley 41 yard field goal is BLOCKED (90-Z.Smith), Center-47-M.Windt, Holder-5-D.Jones. vs. L.A. Chargers, 01/06/19
Sam Koch: (2:00) (Punt formation) 4-S.Koch punt is BLOCKED by 29-S.Thomas, Center-48-P.Scales, ball out of bounds in End Zone, SAFETY. @ Pittsburgh, 01/03/15	BLOCKED PUNT	* Never Has Happened *
* Never Has Happened *	MISSED POINT AFTER TOUCHDOWN ATTEMPT	Evan McPherson: 2-E.McPherson extra point is No Good, Wide Right, Center-48-C.Adomitis, Holder-4-D.Chrisman. @ Cincinnati, 01/15/23
Dan Carpenter [Frank Walker blocked]: (Kick formation) 5-D.Carpenter extra point is Blocked (41-F.Walker), Center-92-J.Denney, Holder-2-B.Fields. @ Miami, 01/04/09	POINT AFTER TOUCHDOWN ATTEMPT BLOCKED	* Never Has Happened *
* Never Has Happened *	SIX FIELD GOALS	* Never Has Happened *
* Never Has Happened *	FIVE FIELD GOALS	5 FG, Michael Badgley: (21, 53, 40, 34, 47) vs. L.A. Chargers, 01/06/19
* Never Has Happened *	FOUR FIELD GOALS	5 FG, Michael Badgley: (21, 53, 40, 34, 47) vs. L.A. Chargers, 01/06/19
3 FG, Justin Tucker: (28, 45, 52) @ Pittsburgh, 01/03/15	THREE FIELD GOALS	5 FG, Michael Badgley: (21, 53, 40, 34, 47) vs. L.A. Chargers, 01/06/19
* Never Has Happened *	70+ YARD PUNT	* Never Has Happened *
BY RAVENS		BY OPPONENT
TEAM/MISCELLANEOUS		
530 YDs, Baltimore 530, Tennessee 300 vs. Tennessee, 01/11/20	500 TOTAL YARDS OF OFFENSE	* Never Has Happened *
401 YDs, Baltimore 401, Tennessee 209 @ Tennessee, 01/10/21	400-499 TOTAL YARDS OF OFFENSE	422 YDs, Baltimore 428, New England 422 @ New England, 01/10/15
* Never Has Happened *	TOUCHDOWN ON OFFENSE, DEFENSE AND SPECIAL TEAMS	* Never Has Happened *
* Never Has Happened *	MADE TWO-POINT CONVERSION	Joe Burrow: TWO-POINT CONVERSION ATTEMPT. 9-J.Burrow pass to 85-T.Higgins is complete. ATTEMPT SUCCEEDS. @ Cincinnati, 01/15/23
Lamar Jackson: TWO-POINT CONVERSION ATTEMPT. 8-L.Jackson pass to 80-M.Boykin is incomplete. ATTEMPT FAILS. vs. Tennessee, 01/11/20	FAILED TWO-POINT CONVERSION	Ben Roethlisberger: (Run formation) TWO-POINT CONVERSION ATTEMPT. 7-B.Roethlisberger pass to 84-A.Brown is incomplete. ATTEMPT FAILS. Intercepted by 26-Elam. @ Pittsburgh, 01/03/15
* Never Has Happened *	50 POINTS	* Never Has Happened *
* Never Has Happened *	40 POINTS	* Never Has Happened *
Baltimore 38, Denver 35 @ Denver, 01/12/13	OVERTIME WIN	* Never Has Happened *
* Never Has Happened *	OVERTIME LOSS	Baltimore 38, Denver 35 @ Denver, 01/12/13
* Never Has Happened *	OVERTIME TIE	* Never Has Happened *
0 TO, Baltimore 34, Houston 10 vs. Houston, 01/20/24	NO TURNOVERS	0 TO, Kansas City 17, Baltimore 10 vs. Kansas City, 01/28/24
41:44 TOP, Baltimore 30, Kansas City 7 @ Kansas City, 01/09/11	OVER 40:00 TIME OF POSSESSION (NON-OT)	40:45 TOP, Pittsburgh 27, Baltimore 10 @ Pittsburgh, 01/20/02
Baltimore 34, Houston 10 vs. Houston, 01/20/24	WON GAME BY 20+ POINTS	* Never Has Happened *
BY RAVENS		BY OPPONENT

THE LAST TIME IT HAPPENED [POSTSEASON]

RUSHING

* Never Has Happened *	300 YARDS RUSHING	* Never Has Happened *
* Never Has Happened *	200 YARDS RUSHING	* Never Has Happened *
100 YDs, Lamar Jackson vs. Houston, 01/20/24	100 YARDS RUSHING	195 YDs, Derrick Henry vs. Tennessee, 01/11/20
100 YDs, Lamar Jackson vs. Houston, 01/20/24	75+ YARD RUSHING	195 YDs, Derrick Henry vs. Tennessee, 01/11/20
* Never Has Happened *	FIVE TOUCHDOWNS RUSHING	* Never Has Happened *
* Never Has Happened *	FOUR TOUCHDOWNS RUSHING	* Never Has Happened *
* Never Has Happened *	THREE TOUCHDOWNS RUSHING	* Never Has Happened *
2 TDs, Lamar Jackson: (15, 8) vs. Houston, 01/20/24	TWO TOUCHDOWNS RUSHING	2 TDs, Rashard Mendenhall: (1, 2) @ Pittsburgh, 01/15/11
* Never Has Happened *	TWO PLAYERS WITH TWO TD RUSHING	* Never Has Happened *
* Never Has Happened *	OVER 400 YARDS RUSHING (TEAM)	* Never Has Happened *
* Never Has Happened *	300-399 YARDS RUSHING (TEAM)	* Never Has Happened *
229 YDs, Baltimore 34, Houston 10 vs. Houston, 01/20/24	200-299 YARDS RUSHING (TEAM)	217 YDs, Tennessee 28, Baltimore 12 vs. Tennessee, 01/11/20

BY RAVENS

BY OPPONENT

RECEIVING

* Never Has Happened *	TWO 100-YARD RECEIVERS	109 YDs/104 YDs, Michael Crabtree/Vernon Davis @ San Francisco, 02/03/13
* Never Has Happened *	200 YARDS RECEIVING	* Never Has Happened *
* Never Has Happened *	150 YARDS RECEIVING	* Never Has Happened *
115 YDs, Zay Flowers vs. Kansas City, 01/28/24	100 YARDS RECEIVING	116 YDs, Travis Kelce vs. Kansas City, 01/28/24
* Never Has Happened *	FIVE TOUCHDOWN RECEPTIONS	* Never Has Happened *
* Never Has Happened *	FOUR TOUCHDOWN RECEPTIONS	* Never Has Happened *
* Never Has Happened *	THREE TOUCHDOWN RECEPTIONS	* Never Has Happened *
2 TDs, Michael Crabtree: (31, 7) vs. L.A. Chargers, 01/06/19	TWO TOUCHDOWN RECEPTIONS	2 TDs, Danny Amendola: (15, 51) @ New England, 01/10/15
* Never Has Happened *	TWO PLAYERS WITH TWO TD RECEPTIONS	* Never Has Happened *

BY RAVENS

BY OPPONENT

PASSING

* Never Has Happened *	500 YARDS PASSING	* Never Has Happened *
* Never Has Happened *	400 YARDS PASSING	* Never Has Happened *
365 YDs, Lamar Jackson vs. Tennessee, 01/11/20	300 YARDS PASSING	367 YDs, Tom Brady @ New England, 01/10/15
* Never Has Happened *	SEVEN TOUCHDOWN PASSES	* Never Has Happened *
* Never Has Happened *	SIX TOUCHDOWN PASSES	* Never Has Happened *
* Never Has Happened *	FIVE TOUCHDOWN PASSES	* Never Has Happened *
4 TDs, Joe Flacco: (19, 9, 11, 16) @ New England, 01/10/15	FOUR TOUCHDOWN PASSES	* Never Has Happened *
4 TDs, Joe Flacco: (19, 9, 11, 16) @ New England, 01/10/15	THREE TOUCHDOWN PASSES	3 TDs, Tom Brady: (15, 5, 23) @ New England, 01/10/15
59 ATT., Lamar Jackson vs. Tennessee, 01/11/20	50+ PASS ATTEMPTS	50 ATT., Tom Brady @ New England, 01/10/15
59 ATT., Lamar Jackson vs. Tennessee, 01/11/20	40+ PASS ATTEMPTS	50 ATT., Tom Brady @ New England, 01/10/15
* Never Has Happened *	FOUR INTERCEPTIONS THROWN	4 INTs, Chad Pennington @ Miami, 01/04/09
3 INTs, Joe Flacco @ Pittsburgh, 01/18/09	THREE INTERCEPTIONS THROWN	3 INTs, T.J. Yates vs. Houston, 01/15/12
2 INTs, Lamar Jackson vs. Tennessee, 01/11/20	TWO INTERCEPTIONS THROWN	2 INTs, Ben Roethlisberger @ Pittsburgh, 01/03/15

BY RAVENS

BY OPPONENT

THE LAST TIME IT HAPPENED (POSTSEASON)

COMBINED YARDS

131 YDs/331 YDs, Ray Rice/Joe Flacco @ Denver, 01/12/13	100-YARD RUSHER AND 300-YARD PASSER	110 YDs/302 YDs, Frank Gore/Colin Kaepernick @ San Francisco, 02/03/13
126 YDs/365 YDs, Marquise Brown/Lamar Jackson vs. Tennessee, 01/11/20	100-YARD RECEIVER AND 300-YARD PASSER	108 YDs/367 YDs, Rob Gronkowski/Tom Brady @ New England, 01/10/15
136 YDs/109 YDs, Lamar Jackson/Marquise Brown @ Tennessee, 01/10/21	100-YARD RUSHER AND 100-YARD RECEIVER	110 YDs/104/109 YDs, Frank Gore/Vernon Davis/Michael Crabtree @ San Francisco, 02/03/13
143 YDs/365 YDs/126 YDs, Lamar Jackson/Lamar Jackson Marquise Brown vs. Tennessee, 01/11/20	100-YARD RUSHER, 300-YARD PASSER, 100-YARD RECEIVER	110 YDs/302 YDs/104 YDs, Frank Gore/Colin Kaepernick Vernon Davis @ San Francisco, 02/03/13

BY RAVENS

BY OPPONENT

DEFENSE

39 YDs, Corey Graham: (9:58) (Shotgun) 18-P.Manning pass short right intended for 87-E.Decker INTERCEPTED by 24-C.Graham (23-C.Brown) at DEN 39. 24-C.Graham for 39 yards, TOUCHDOWN. @ Denver, 01/12/13	INTERCEPTED PASS RETURNED FOR A TOUCHDOWN	101 YDs, Taron Johnson: (:58) (Shotgun) 8-L.Jackson pass short middle intended for 89-M.Andrews INTERCEPTED by 24-T.Johnson at BUF -1. 24-T.Johnson for 101 yards, TOUCHDOWN. @ Buffalo, 01/16/21
13 YDs, Cory Redding: (1:07) (Shotgun) 7-B.Roethlisberger sacked at PIT 3 for -7 yards (55-T.Suggs). FUMBLES (55-T.Suggs), RECOVERED by BLT-93-C.Redding at PIT 13. 93-C.Redding for 13 yards, TOUCHDOWN. Pittsburgh challenged the fumble ruling, and the play was Upheld. (Timeout #1 at 00:53.) @ Pittsburgh, 01/15/11	FUMBLE RETURNED FOR A TOUCHDOWN	98 YDs, Sam Hubbard: (11:54) 2-T.Huntley up the middle to CIN 1 for no gain (55-L.Wilson; 57-G.Pratt). FUMBLES (55-L.Wilson), RECOVERED by CIN-94-S.Hubbard at CIN 2. 94-S.Hubbard for 98 yards, TOUCHDOWN. @ Cincinnati, 01/15/23
* Never Has Happened *	SAFETY SCORED	Shamarko Thomas: (2:00) (Punt formation) 4-S.Koch punt is BLOCKED by 29-S.Thomas, Center-48-P.Scales, ball out of bounds in End Zone, SAFETY. @ Pittsburgh, 01/03/15
* Never Has Happened *	SHUTOUT	* Never Has Happened *
* Never Has Happened *	FOUR SACK GAME	* Never Has Happened *
3.0 SK, Terrell Suggs @ Pittsburgh, 01/15/11	THREE SACK GAME	3.0 SK, James Harrison @ Pittsburgh, 01/15/11
2.0 SK, Elvis Dumervil @ Pittsburgh, 01/03/15	TWO SACK GAME	2.0 SK, Jerry Hughes @ Buffalo, 01/16/21
* Never Has Happened *	70+ YARD INTERCEPTION RETURN	101t YDs, Taron Johnson @ Buffalo, 01/16/21
2 INTs, Corey Graham @ Denver, 01/12/13	TWO INTERCEPTIONS	2 INTs, Brent Alexander @ Pittsburgh, 01/20/02
* Never Has Happened *	THREE INTERCEPTIONS	* Never Has Happened *
* Never Has Happened *	FOUR INTERCEPTIONS	* Never Has Happened *
91 YDs, Pittsburgh 31, Baltimore 24 @ Pittsburgh, 01/15/11	LESS THAN 100 NET PASSING YARDS	83 YDs, Tennessee 28, Baltimore 12 vs. Tennessee, 01/11/20
* Never Has Happened *	LESS THAN 150 YARDS NET OFFENSE	126 YDs, Pittsburgh 31, Baltimore 24 @ Pittsburgh, 01/15/11
161 YDs, Baltimore 30, Kansas City 7 @ Kansas City, 01/09/11	LESS THAN 200 YARDS NET OFFENSE	126 YDs, Pittsburgh 31, Baltimore 24 @ Pittsburgh, 01/15/11
213 YDs, Baltimore 34, Houston 10 vs. Houston, 01/20/24	LESS THAN 300 YARDS NET OFFENSE	229 YDs, L.A. Chargers 23, Baltimore 17 vs. L.A. Chargers, 01/06/19
3 TO, Baltimore 30, Pittsburgh 17 @ Pittsburgh, 01/03/15	FORCED THREE+ TURNOVERS	3 TO, Kansas City 17, Baltimore 10 vs. Kansas City, 01/28/24

BY RAVENS

BY OPPONENT

SPECIAL TEAMS

108 YDs, Jacoby Jones: 2-D.Akers kicks 73 yards from SF 35 to BLT -8. 12-J.Jones for 108 yards, TOUCHDOWN. @ San Francisco, 02/03/13	KICKOFF RETURNED FOR A TOUCHDOWN	104 YDs, Trindon Holliday: 9-J.Tucker kicks 69 yards from BLT 35 to DEN -4. 11-T.Holliday for 104 yards, TOUCHDOWN. @ Denver, 01/12/13
88 YDs, Jermaine Lewis @ Pittsburgh, 01/20/02	PUNT RETURNED FOR A TOUCHDOWN	67 YDs, Steven Sims: (4:34) 11-J.Stout punts 45 yards to HST 33, Center-69-T.Ott. 82-S.Sims for 67 yards, TOUCHDOWN. vs. Houston, 01/20/24
* Never Has Happened *	BLOCKED FIELD GOAL RETURNED FOR A TOUCHDOWN	* Never Has Happened *

THE LAST TIME IT HAPPENED (POSTSEASON)

* Never Has Happened *	BLOCKED PUNT RETURNED FOR A TOUCHDOWN	* Never Has Happened *
* Never Has Happened *	MADE FIELD GOAL OF 60 YARDS OR LONGER	* Never Has Happened *
53 YDs, Justin Tucker: (8:40) 9-J.Tucker 53 yard field goal is GOOD, Center-69-T.Ott, Holder-11-J.Stout. vs. Houston, 01/20/24	MADE FIELD GOAL OF 50-59 YARDS	52 YDs, Harrison Butker: (:08) 7-H.Butker 52 yard field goal is GOOD, Center-41-J.Winchester, Holder-5-T.Townsend. vs. Kansas City, 01/28/24
* Never Has Happened *	BLOCKED FIELD GOAL	41 YDs, Michael Badgley: (13:51) (Field Goal formation) 4-M.Badgley 41 yard field goal is BLOCKED (90-Z.Smith), Center-47-M.Windt, Holder-5-D.Jones. vs. L.A. Chargers, 01/06/19
Sam Koch: (2:00) (Punt formation) 4-S.Koch punt is BLOCKED by 29-S.Thomas, Center-48-P.Scales, ball out of bounds in End Zone, SAFETY. @ Pittsburgh, 01/03/15	BLOCKED PUNT	* Never Has Happened *
* Never Has Happened *	MISSED POINT AFTER TOUCHDOWN ATTEMPT	Evan McPherson: 2-E.McPherson extra point is No Good, Wide Right, Center-48-C.Adomitis, Holder-4-D.Chrisman. @ Cincinnati, 01/15/23
Dan Carpenter [Frank Walker blocked]: (Kick formation) 5-D.Carpenter extra point is Blocked (41-F.Walker), Center-92-J.Denney, Holder-2-B.Fields. @ Miami, 01/04/09	POINT AFTER TOUCHDOWN ATTEMPT BLOCKED	* Never Has Happened *
* Never Has Happened *	SIX FIELD GOALS	* Never Has Happened *
* Never Has Happened *	FIVE FIELD GOALS	5 FG, Michael Badgley: (21, 53, 40, 34, 47) vs. L.A. Chargers, 01/06/19
* Never Has Happened *	FOUR FIELD GOALS	5 FG, Michael Badgley: (21, 53, 40, 34, 47) vs. L.A. Chargers, 01/06/19
3 FG, Justin Tucker: (28, 45, 52) @ Pittsburgh, 01/03/15	THREE FIELD GOALS	5 FG, Michael Badgley: (21, 53, 40, 34, 47) vs. L.A. Chargers, 01/06/19
* Never Has Happened *	70+ YARD PUNT	* Never Has Happened *
BY RAVENS		BY OPPONENT
TEAM/MISCELLANEOUS		
530 YDs, Baltimore 530, Tennessee 300 vs. Tennessee, 01/11/20	500 TOTAL YARDS OF OFFENSE	* Never Has Happened *
401 YDs, Baltimore 401, Tennessee 209 @ Tennessee, 01/10/21	400-499 TOTAL YARDS OF OFFENSE	422 YDs, Baltimore 428, New England 422 @ New England, 01/10/15
* Never Has Happened *	TOUCHDOWN ON OFFENSE, DEFENSE AND SPECIAL TEAMS	* Never Has Happened *
* Never Has Happened *	MADE TWO-POINT CONVERSION	Joe Burrow: TWO-POINT CONVERSION ATTEMPT. 9-J.Burrow pass to 85-T.Higgins is complete. ATTEMPT SUCCEEDS. @ Cincinnati, 01/15/23
Lamar Jackson: TWO-POINT CONVERSION ATTEMPT. 8-L.Jackson pass to 80-M.Boykin is incomplete. ATTEMPT FAILS. vs. Tennessee, 01/11/20	FAILED TWO-POINT CONVERSION	Ben Roethlisberger: (Run formation) TWO-POINT CONVERSION ATTEMPT. 7-B.Roethlisberger pass to 84-A.Brown is incomplete. ATTEMPT FAILS. Intercepted by 26-Elam. @ Pittsburgh, 01/03/15
* Never Has Happened *	50 POINTS	* Never Has Happened *
* Never Has Happened *	40 POINTS	* Never Has Happened *
Baltimore 38, Denver 35 @ Denver, 01/12/13	OVERTIME WIN	* Never Has Happened *
* Never Has Happened *	OVERTIME LOSS	Baltimore 38, Denver 35 @ Denver, 01/12/13
* Never Has Happened *	OVERTIME TIE	* Never Has Happened *
0 TO, Baltimore 34, Houston 10 vs. Houston, 01/20/24	NO TURNOVERS	0 TO, Kansas City 17, Baltimore 10 vs. Kansas City, 01/28/24
41:44 TOP, Baltimore 30, Kansas City 7 @ Kansas City, 01/09/11	OVER 40:00 TIME OF POSSESSION (NON-OT)	40:45 TOP, Pittsburgh 27, Baltimore 10 @ Pittsburgh, 01/20/02
Baltimore 34, Houston 10 vs. Houston, 01/20/24	WON GAME BY 20+ POINTS	* Never Has Happened *

TEAM RECORD WHEN...

RAVENS 2023 REGULAR SEASON RECORD WHEN...

CATEGORY	2023 SEASON		ALL-TIME		CATEGORY	2023 SEASON		ALL-TIME	
	W-L-T		W-L-T			W-L-T		W-L-T	
OVERALL	13-4		256-194-1		IN SEPTEMBER	2-1		58-36	
HOME	6-3		154-71-1		IN OCTOBER	4-1		52-56	
RAVENS AT M&T BANK STADIUM	6-3		147-63		IN NOVEMBER	3-1		70-45-1	
RAVENS ON THE ROAD	7-1		102-123		IN DECEMBER	4-0		70-47	
RAVENS OUTDOORS	3-3		235-177-1		IN JANUARY	0-1		6-9	
RAVENS INDOORS	1-0		10-16						
					ON SUNDAY NIGHT	2-0		20-14	
RAVENS SCORE FIRST	9-2		178-68-1		ON THURSDAY NIGHT	1-0		10-6	
OPPONENT SCORES FIRST	4-2		78-126		ON MONDAY NIGHT	1-0		17-13	
RAVENS SCORE ON FIRST POSSESSION	7-1		109-55		ON SATURDAY	0-1		5-3	
RAVENS SCORE 20 OR MORE POINTS	13-1		203-75						
RAVENS SCORE 19 OR LESS POINTS	0-3		53-119-1		DAY GAMES	9-4		206-160-1	
RAVENS ALLOW 20 OR MORE	4-2		65-150		NIGHT GAMES	4-0		50-34	
RAVENS ALLOW 19 OR LESS POINTS	9-2		191-44-1						
					VS. AFC NORTH OVERALL	3-3		74-58	
RAVENS LEAD AFTER 1ST QUARTER	8-3		152-44-1		VS. AFC NORTH AT HOME	1-2		43-23	
RAVENS TRAIL AFTER 1ST QUARTER	3-1		52-104		VS. AFC NORTH ON THE ROAD	2-1		31-35	
SCORE TIED AFTER 1ST QUARTER	2-0		52-46						
RAVENS LEAD AT HALFTIME	12-2		200-43-1		VS. AFC	8-4		186-152	
RAVENS TRAIL AT HALFTIME	1-1		41-132		VS. AFC EAST	1-0		30-24	
SCORE TIED AT HALFTIME	0-1		15-19		VS. AFC SOUTH	3-1		26-20	
RAVENS LEAD AFTER 3RD QUARTER	12-3		215-40-1		VS. AFC WEST	1-0		30-22	
RAVENS TRAIL AFTER 3RD QUARTER	1-0		34-144						
SCORE TIED AFTER 3RD QUARTER	0-1		7-10		VS. NFC	5-0		70-42-1	
GAME GOES TO OVERTIME	1-1		16-17-1		VS. NFC EAST	0-0		17-10-1	
					VS. NFC SOUTH	0-0		16-8	
RAVENS HAVE + TURNOVER RATIO	8-0		157-27		VS. NFC NORTH	1-0		12-9	
RAVENS HAVE - TURNOVER RATIO	2-2		44-126-1		VS. NFC WEST	4-0		22-10	
TURNOVER RATIO EVEN	3-2		55-41						
					RAVENS WEARING COLOR RUSH (ALL PURPLE)	1-0		6-2	
RAVENS HAVE 30:00+TOP	10-2		186-70-1		RAVENS WEARING BLACK JERSEYS W/ WHITE PANTS	0-0		7-6	
RAVENS HAVE LESS THAN 30:00 TOP	3-2		70-124		RAVENS WEARING BLACK JERSEYS W/ BLACK PANTS	1-0		19-6	
					RAVENS WEARING BLACK JERSEYS W/ PURPLE PANTS	1-0		4-0	
RAVENS HAVE 100-YARD RUSHER	1-1		87-32-1						
RAVENS HAVE 300 NET PASSING YARDS	3-0		26-22						
RAVENS HAVE 300-YARD PASSER	3-0		31-28						
RAVENS HAVE 1 100-YARD RECEIVER	2-0		53-41						
RAVENS HAVE 2 100-YARD RECEIVERS	0-0		3-4						
RAVENS SCORE A KR TD	0-0		5-6						
RAVENS SCORE A PR TD	1-0		13-3						

POSTSEASON TEAM RECORD WHEN...

RAVENS 2023 POSTSEASON RECORD WHEN...

CATEGORY	2023 SEASON	ALL-TIME	CATEGORY	2023 SEASON	ALL-TIME
	W-L-T	W-L-T		W-L-T	W-L-T
OVERALL	1-1	17-13	IN DECEMBER	0-0	1-0
HOME	1-1	4-5	IN JANUARY	1-1	15-13
RAVENS AT M&T BANK STADIUM	1-1	4-5	IN FEBRUARY	0-0	1-0
RAVENS ON THE ROAD	0-0	11-8			
RAVENS AT A NEUTRAL SITE	0-0	2-0	ON SUNDAY NIGHT	0-0	3-2
RAVENS OUTDOORS	0-0	14-9	ON THURSDAY NIGHT	0-0	0-0
RAVENS INDOORS	0-1	2-3	ON MONDAY NIGHT	0-0	0-0
			ON SATURDAY	1-0	4-7
RAVENS SCORE FIRST	1-0	8-1			
OPPONENT SCORES FIRST	0-1	9-12	DAY GAMES	1-1	13-8
RAVENS SCORE ON FIRST POSSESSION	1-0	4-2	NIGHT GAMES	0-0	4-5
RAVENS SCORE 20 OR MORE POINTS	1-0	15-3			
RAVENS SCORE 19 OR LESS POINTS	0-1	2-10	VS. AFC NORTH OVERALL	0-0	1-3
RAVENS ALLOW 20 OR MORE	0-0	2-10	VS. AFC NORTH AT HOME	0-0	0-0
RAVENS ALLOW 19 OR LESS POINTS	1-1	15-3	VS. AFC NORTH ON THE ROAD	0-0	1-3
RAVENS LEAD AFTER 1ST QUARTER	0-0	4-2	VS. AFC	1-1	15-13
RAVENS TRAIL AFTER 1ST QUARTER	0-0	6-8	VS. AFC EAST	0-0	4-3
SCORE TIED AFTER 1ST QUARTER	1-1	7-3	VS. AFC SOUTH	1-0	5-4
RAVENS LEAD AT HALFTIME	0-0	11-4	VS. AFC WEST	0-1	4-2
RAVENS TRAIL AT HALFTIME	0-1	1-8			
SCORE TIED AT HALFTIME	1-0	5-1	VS. NFC	0-0	2-0
RAVENS LEAD AFTER 3RD QUARTER	1-0	14-1	VS. NFC EAST	0-0	1-0
RAVENS TRAIL AFTER 3RD QUARTER	0-1	0-9	VS. NFC SOUTH	0-0	0-0
SCORE TIED AFTER 3RD QUARTER	0-0	3-3	VS. NFC NORTH	0-0	0-0
GAME GOES TO OVERTIME	0-0	1-0	VS. NFC WEST	0-0	1-0
RAVENS HAVE + TURNOVER RATIO	0-0	14-2			
RAVENS HAVE - TURNOVER RATIO	0-1	0-11			
TURNOVER RATIO EVEN	1-0	3-0			
RAVENS HAVE 30:00+TOP	1-0	12-5			
RAVENS HAVE LESS THAN 30:00 TOP	0-1	5-8			
RAVENS HAVE 100-YARD RUSHER	1-0	8-2			
RAVENS HAVE 300 NET PASSING YARDS	0-0	1-1			
RAVENS HAVE 300-YARD PASSER	0-0	1-2			
RAVENS HAVE 1 100-YARD RECEIVER	0-1	5-3			
RAVENS HAVE 2 100-YARD RECEIVERS	0-0	0-0			
RAVENS SCORE A KR TD	0-0	2-0			
RAVENS SCORE A PR TD	0-0	0-1			

REPLAY CHALLENGES

RAVENS

Date	Opp.	Initial Ruling	Ruling Challenged	Ruling
10/29	at Ari.	J. Dobbs pass deep right to T. McBride pushed ob at BLT 40 for 21 yards.	Out of bounds	Reversed - J. Dobbs pass deep left to T. McBride to BLT 40 for 21 yards.
11/26	at LAC	J. Herbert pass short left to K. Allen to LAC 47 for 3 yards. Lateral to A. Ekeler pushed ob at BLT 39 for 14 yards.	Backward pass	Upheld
12/25	at SF	S. Darnold pass short left to D. Samuel to SF 46 for 9 yards.	First down	Upheld
1/20	vs. Hou.	J. Tucker kicks 66 yards from BLT 35 to HST -1. S. Sims to HST 29 for 30 yards.	Down by contact	Upheld

TOTALS: 1-for-4 (25%)

OPPONENTS

Date	Opp.	Initial Ruling	Ruling Challenged	Ruling
9/10	vs. Hou.	C. Stroud pass incomplete deep middle to R. Woods.	Incomplete pass	Upheld
9/17	at Cin.	L. Jackson pass short right to D. Duvernay to CIN 36 for 5 yards.	Pass completion	Reversed - L. Jackson pass incomplete short right to D. Duvernay.
10/8	at Pit.	L. Jackson pass deep right to N. Agholor to BLT 48 for 30 yards.	Pass completion	Reversed - Agholor fumbles after completion, ball out of bounds at BLT 48.
12/17	at Jax.	T. Lawrence pass incomplete short middle to C. Ridley.	Incomplete pass	Upheld
12/31	vs. Mia.	L. Jackson pass deep right to O. Beckham ran ob at MIA 1 for 33 yards.	Pass completion	Upheld

TOTALS: 2-for-5 (40%)

REPLAY ASSISTANT

Last two minutes of the half and overtime and any touchdown scoring play or turnover

Date	Opp.	Initial Ruling	Ruling Challenged	Ruling
9/24	vs. Ind.	L. Jackson sacked at BLT 39 for -10 yards.	Down by contact	Upheld
10/29	at Ari	L. Jackson sacked at ARZ 44 for -9 yards. Fumbles, recovered by ARZ B. Baker at ARZ 42.	Fumble	Reversed - L. Jackson pass incomplete short middle to Z. Flowers.
11/5	vs. Sea.	L. Jackson pass short left to O. Beckham to BLT 40 for 15 yards. Fumbles, recovered by SEA B. Wagner at BLT 43.	Fumble	Upheld
11/16	vs. Cin.	J. Browning pass short middle to T. Irwin to BLT 38 for 10 yards.	Pass completion	Reversed - J. Browning pass incomplete short middle to T. Irwin.

TOTALS: 2-for-4 (50%)

HARBAUGH CAREER CHALLENGE TOTALS

REGULAR SEASON				
Year	No.	Reversed	Upheld	Pct.
2008	7	3	4	42.9
2009	11	6	5	54.6
2010	9	1	8	11.1
2011	12	8	4	66.7
2012	6	3	3	50.0
2013	12	7	5	58.3
2014	8	1	7	12.5
2015	8	3	5	37.5
2016	5	2	3	40.0
2017	9	5	4	55.6
2018	6	3	3	50.0
2019	6	0	6	0.0
2020	6	3	3	50.0
2021	6	3	3	50.0
2022	7	2	5	28.5
2023	3	1	2	33.3
Total	121	51	70	42.1

POSTSEASON				
Year	No.	Reversed	Upheld	Pct.
2008	3	2	1	66.7
2009	2	1	1	50.0
2010	0	0	0	0.0
2011	1	0	1	0.0
2012	1	0	1	0.0
2013	--	--	--	--
2014	1	1	0	100.0
2015	--	--	--	--
2016	--	--	--	--
2017	--	--	--	--
2018	1	1	0	100.0
2019	0	0	0	0.0
2020	0	0	0	0.0
2021	--	--	--	--
2022	0	0	0	0.0
2023	1	0	1	0.0
Total	10	5	5	50.0



GAME 1: TEXANS 9, RAVENS 25

Houston (0-1) • Baltimore (1-0)

Sunday, September 10, 2023 • 1:00 PM EDT • M&T Bank Stadium • Baltimore
Overcast Temp: 78° F, Humidity: 76%, Wind: SE 2 mph • Attendance: 70,136 • Time: 3:16



Houston Texans	0	6	0	3	—	9
Baltimore Ravens	7	0	15	3	—	25

SCORING DRIVES

TEAM	QTR	TIME	SCORING PLAY	HOU	BAL
Ravens	1	01:00	J.Dobbins 4 yd. run (J.Tucker kick) (9-58, 4:28)	0	7
Texans	2	03:56	K.Fairbairn 35 yd. Field Goal (15-67, 8:54)	3	7
Texans	2	00:00	K.Fairbairn 38 yd. Field Goal (11-68, 1:54)	6	7
Ravens	3	09:55	J.Hill 2 yd. run (G.Edwards run) (8-71, 3:47)	6	13
Ravens	3	05:21	J.Hill 2 yd. run (J.Tucker kick) (5-42, 2:14)	6	22
Texans	4	13:47	K.Fairbairn 36 yd. Field Goal (6-14, 1:39)	9	22
Ravens	4	04:10	J.Tucker 39 yd. Field Goal (7-21, 4:50)	9	25

HOUSTON TEXANS (HEAD COACH: DEMECO RYANS)

OFFENSE			DEFENSE		
QB	7	C. Stroud	DE	51	W. Anderson Jr.
FB	47	A. Beck	DE	52	J. Greenard
RB	31	D. Pierce	DT	96	M. Collins
WR	12	N. Collins	DT	98	S. Rankins
WR	2	R. Woods	LB	48	C. Harris
TE	84	T. Quitoriano	LB	6	D. Perryman
LT	78	L. Tunsil	CB	21	S. Nelson
LG	74	J. Jones	CB	24	D. Stingley Jr.
C	68	J. Patterson	CB	4	T. Thomas
RG	69	S. Mason	S	23	E. Murray
RT	77	G. Fant	S	5	J. Pitre

BALTIMORE RAVENS (HEAD COACH: JOHN HARBAUGH)

OFFENSE			DEFENSE		
WR	3	O. Beckham Jr.	DT	92	J. Madubuike
WR	15	N. Agholor	NT	58	M. Pierce
WR	4	Z. Flowers	DE	96	B. Washington
LT	79	R. Stanley	OLB	99	O. Oweh
LG	76	J. Simpson	MLB	0	R. Smith
C	64	T. Linderbaum	WLB	6	P. Queen
RG	70	K. Zeitler	OLB	40	M. Harrison
RT	78	M. Moses	CB	28	R. Darby
TE	80	I. Likely	SS	14	K. Hamilton
QB	8	L. Jackson	FS	32	M. Williams
RB	27	J. Dobbins	CB	21	B. Stephens

OFFICIALS: Referee: Tra Blake (3), Umpire: Tony Michalek (115), Down Judge: Patrick Turner (13), Line Judge: Daniel Gallagher (85), Back Judge: Todd Prukop (30), Field Judge: Tom Hill (97), Side Judge: Don Willard (58), Replay Official: Andrew Lambert, Replay Assistant: Larry Hanson

HOUSTON TEXANS

PASSING	ATT	CP	YDS	SK/YD	TD	LG	INT	RTG
C.J. Stroud	44	28	242	5/46	0	26	0	78.0
TOTAL	44	28	242	5/46	0	26	0	78.0

RUSHING	ATT	YDS	AVG	LG	TD
Dameon Pierce	11	38	3.5	7	0
C.J. Stroud	4	20	5.0	11	0
Devin Singletary	7	15	2.1	4	0
Noah Brown	1	-1	-1.0	-1	0
TOTAL	23	72	3.1	11	0

RECEIVING	NO	YDS	AVG	LG	TD
Nico Collins	6	80	13.3	26	0
Robert Woods	6	57	9.5	19	0
Tank Dell	3	34	11.3	13	0
Noah Brown	3	20	6.7	7	0
Mike Boone	3	18	6.0	12	0
Dameon Pierce	2	9	4.5	9	0
Dalton Schultz	2	4	2.0	5	0
Teagan Quitoriano	1	11	11.0	11	0
Xavier Hutchinson	1	9	9.0	9	0
C.J. Stroud	1	0	0.0	0	0
TOTAL	28	242	8.6	26	0

TOP DEFENSE	TOT	SOLO	AST	SCK	YDS	INT
Denzel Perryman	11	6	5	0.0	0.0	0
Tavierre Thomas	8	6	2	0.0	0.0	0
Will Anderson Jr.	6	4	2	1.0	6.0	0

FIELD GOALS	FGM/FGA	PERCENT	RESULTS
Ka'imi Fairbairn	3-3	100.0	35G, 38G, 36G
TOTAL	3-3	100.0	

BALTIMORE RAVENS

PASSING	ATT	CP	YDS	SK/YD	TD	LG	INT	RTG
Lamar Jackson	22	17	169	4/14	0	29	1	79.5
TOTAL	22	17	169	4/14	0	29	1	79.5

RUSHING	ATT	YDS	AVG	LG	TD
Lamar Jackson	6	38	6.3	14	0
Gus Edwards	8	32	4.0	13	0
J.K. Dobbins	8	22	2.8	4t	1
Justice Hill	8	9	1.1	4	2
Zay Flowers	2	9	4.5	6	0
TOTAL	32	110	3.4	14	3

RECEIVING	NO	YDS	AVG	LG	TD
Zay Flowers	9	78	8.7	21	0
Rashod Bateman	3	35	11.7	18	0
Odell Beckham Jr.	2	37	18.5	29	0
J.K. Dobbins	2	15	7.5	10	0
Isaiah Likely	1	4	4.0	4	0
TOTAL	17	169	9.9	29	0

TOP DEFENSE	TOT	SOLO	AST	SCK	YDS	INT
Roquan Smith	16	8	8	1.0	11.0	0
Brandon Stephens	11	8	3	0.0	0.0	0
Patrick Queen	11	3	8	1.0	11.0	0

FIELD GOALS	FGM/FGA	PERCENT	RESULTS
Justin Tucker	1-1	100.0	39G
TOTAL	1-1	100.0	

GAME HIGHLIGHTS

- Baltimore is now 11-2 all time (10-2 regular season & 1-0 playoffs) vs. Houston. This includes a 7-0 mark at home.
- Under John Harbaugh (since 2008), Baltimore is 12-4 on Kickoff Weekend, winning seven of its last eight openers. Baltimore is 8-1 when opening the season at home and 13-3 overall in home openers since 2008.
- The defense limited the Texans to 7-of-18 (38.9%) on third down and 1-of-4 (25%) on fourth down, while holding them TD-less on 2 red zone drives.
- RB Justice Hill** posted his first-career multi-TD game, punching in two 2-yard rushing TDs. He reached the end zone for the first time since his 2019 rookie campaign.
- Rookie **WR Zay Flowers** recorded 9 receptions for 78 yards, while adding 2 rushes for 9 yards. Flowers' 9 receptions are the most by a Raven making an NFL debut and the second-most grabs in any game by a Ravens rookie.
- ILB Roquan Smith** recorded a game-high 16 tackles (8 solo) and 1 sack (-11 yards). Smith's 16 tackles are also the most by a Raven on a Kickoff Weekend in the team's 28 seasons. He and **ILB Patrick Queen** (11 tackles & 1 sack) formed the first Ravens duo to each notch at least 10 tackles and 1 sack in the same game.

Team Statistics

	Texans	Ravens
First Downs	18	18
3rd-Down Eff. (Made/Att/Pct)	7/18/39%	8/15/53%
4th-Down Eff. (Made/Att/Pct)	1/4/25%	0/0/0%
Total Net Yards	268	265
Total Plays	72	58
Yards Per Play	3.7	4.6
Rushes/Net Yards	23/72	32/110
Net Passing	196	155
Pass Attempts/Completions	44/28	22/17
Had Intercepted	0	1
Sacked/Yards Lost	5/46	4/14
Punts/Average	4/44.0	5/49.8
Penalties/Yards	9/88	13/106
Fumbles/Lost	1/1	2/1
Possession Time	29:05	30:55



GAME 2: RAVENS 27, BENGALS 24

Baltimore (2-0) • Cincinnati (0-2)

Sunday, September 17, 2023 • 1:00 PM EDT • Paycor Stadium • Cincinnati
Cloudy Temp: 72° F, Humidity: 54%, Wind: NNW 4 mph • Attendance: 66,015 • Time: 3:01



Baltimore Ravens	7	6	7	7	—	27
Cincinnati Bengals	0	10	7	7	—	24

SCORING DRIVES

TEAM	QTR	TIME	SCORING PLAY	BAL	CIN
Ravens	1	07:12	G.Edwards 1 yd. run (J.Tucker kick) (13-75, 7:48)	7	0
Bengals	2	13:14	C. Jones: 81-yard run (E. McPherson kick)	7	7
Ravens	2	09:15	J.Tucker 44 yd. Field Goal (10-49, 3:59)	10	7
Bengals	2	03:01	E.McPherson 27 yd. Field Goal (12-66, 6:14)	10	10
Ravens	2	00:00	J.Tucker 40 yd. Field Goal (12-53, 3:01)	13	10
Ravens	3	08:39	M.Andrews 3 yd. pass from L.Jackson (J.Tucker kick) (4-62, 2:00)	20	10
Bengals	3	02:34	T.Higgins 3 yd. pass from J.Burrow (E.McPherson kick) (13-75, 6:05)	20	17
Ravens	4	11:38	N.Agholor 17 yd. pass from L.Jackson (J.Tucker kick) (12-75, 5:56)	27	17
Bengals	4	03:28	T.Higgins 4 yd. pass from J.Burrow (E.McPherson kick) (16-80, 4:12)	27	24

CINCINNATI BENGALS (HEAD COACH: ZAC TAYLOR)

OFFENSE			DEFENSE		
WR	1	J. Chase	LDE	94	S. Hubbard
LT	75	O. Brown Jr.	NT	98	D. Reader
LG	67	C. Volson	DT	92	B. Hill
C	64	T. Karras	RDE	91	T. Hendrickson
RG	65	A. Cappa	LB	55	L. Wilson
RT	73	J. Williams	LB	57	G. Pratt
TE	81	I. Smith Jr.	CB	29	C. Taylor-Britt
WR	83	T. Boyd	CB	22	C. Awuzie
WR	5	T. Higgins	S	21	M. Hilton
QB	9	J. Burrow	S	33	N. Scott
HB	28	J. Mixon	S	23	D. Hill

BALTIMORE RAVENS (HEAD COACH: JOHN HARBAUGH)

OFFENSE			DEFENSE		
WR	3	O. Beckham Jr.	DT	92	J. Madubuike
WR	4	Z. Flowers	NT	58	M. Pierce
LT	65	P. Mekari	OLB	99	O. Oweh
LG	76	J. Simpson	MLB	0	R. Smith
C	61	S. Mustipher	WLB	6	P. Queen
RG	70	K. Zeitler	OLB	24	J. Clowney
RT	78	M. Moses	CB	28	R. Darby
TE	89	M. Andrews	SS	14	K. Hamilton
TE	80	I. Likely	FS	26	G. Stone
QB	8	L. Jackson	CB	21	B. Stephens
RB	43	J. Hill	DB	29	A. Washington

OFFICIALS: Referee: Shawn Hochuli (83), Umpire: Fred Bryan (11), Line Judge: Tim Podraza (47), Side Judge: Chad Hill (125), Down Judge: Patrick Holt (106), Back Judge: Rich Martinez (39), Replay Official: Tyler Cerimeli, Field Judge: Jason Ledet (72)

BALTIMORE RAVENS

PASSING	ATT	CP	YDS	SK/YD	TD	LG	INT	RTG
Lamar Jackson	33	24	237	0/0	2	52	0	112.8
TOTAL	33	24	237	0/0	2	52	0	112.8

RUSHING	ATT	YDS	AVG	LG	TD
Gus Edwards	10	62	6.2	20	1
Lamar Jackson	12	54	4.5	12	0
Justice Hill	11	41	3.7	11	0
Devin Duvernay	3	15	5.0	8	0
Zay Flowers	1	6	6.0	6	0
TOTAL	37	178	4.8	20	1

RECEIVING	NO	YDS	AVG	LG	TD
Nelson Agholor	5	63	12.6	17t	1
Mark Andrews	5	45	9.0	20	1
Zay Flowers	4	62	15.5	52	0
Odell Beckham Jr.	3	29	9.7	15	0
Rashod Bateman	3	18	6.0	9	0
Justice Hill	3	12	4.0	8	0
Isaiah Likely	1	8	8.0	8	0
TOTAL	24	237	9.9	52	2

TOP DEFENSE	TOT	SOLO	AST	SCK	YDS	INT
Geno Stone	9	7	2	0.0	0.0	1
Patrick Queen	8	5	3	0.0	0.0	0
Ar'Darius Washington	5	3	2	0.0	0.0	0

FIELD GOALS	FGM/FGA	PERCENT	RESULTS
Justin Tucker	2-3	66.7	59WR, 44G, 40G
TOTAL	2-3	66.0	

GAME HIGHLIGHTS

- This marks the first time two NFL teams have squared off against each other three times in a four-game span (including playoffs) since the 1970 merger.
- Baltimore snapped Cincinnati's seven-game win streak at home (including playoffs). The Ravens now lead the regular season series vs. Cincinnati, 29-26. Under head coach John Harbaugh, Baltimore is 16-15 against the Bengals, with a 6-10 mark in the Queen City.
- QB Lamar Jackson** completed 24-of-33 passes for 237 yards and 2 TDs (112.8 rating), while adding 12 carries for 54 yards (4.5 avg.). His second-half totals include 8-of-9 completions for 96 yards and 2 TDs (150.7 rating), as well as 6 rushes for 25 yards.
- RB Gus Edwards** (10 carries for 62 yards and 1 TD), **QB Lamar Jackson** (12 carries for 54 yards) and **RB Justice Hill** (career-high 11 carries for 41 yards) each recorded at least 40 rushing yards.
- LT Patrick Mekari** and **C Sam Mustipher** started in place of **LT Ronnie Stanley** and **C Tyler Linderbaum**, respectively, blocking on an offensive line that didn't permit a sack and created lanes for a rushing attack that totaled 178 yards and 1 TD on 37 carries (4.8 avg.).
- S Geno Stone** recorded a goal-line INT, while **OLB Jadeveon Clowney** tallied his first sack and **WR Nelson Agholor** registered his first TD reception as a Raven.

CINCINNATI BENGALS

PASSING	ATT	CP	YDS	SK/YD	TD	LG	INT	RTG
Joe Burrow	41	27	222	1/6	2	32	1	85.6
TOTAL	41	27	222	1/6	2	32	1	85.6

RUSHING	ATT	YDS	AVG	LG	TD
Joe Mixon	13	59	4.5	14	0
Joe Burrow	1	5	5.0	5	0
Chase Brown	1	2	2.0	2	0
TOTAL	15	66	4.4	14	0

RECEIVING	NO	YDS	AVG	LG	TD
Tee Higgins	8	89	11.1	20	2
Tyler Boyd	6	52	8.7	13	0
Ja'Marr Chase	5	31	6.2	13	0
Joe Mixon	4	36	9.0	32	0
Irv Smith Jr.	2	10	5.0	6	0
Trayveon Williams	2	4	2.0	3	0
TOTAL	27	222	8.2	32	2

TOP DEFENSE	TOT	SOLO	AST	SCK	YDS	INT
Dax Hill	12	9	3	0.0	0.0	0
Logan Wilson	10	7	3	0.0	0.0	0
Germaine Pratt	9	7	2	0.0	0.0	0

FIELD GOALS	FGM/FGA	PERCENT	RESULTS
Evan McPherson	1-1	100.0	27G
TOTAL	1-1	100.0	

Team Statistics

	Ravens	Bengals
First Downs	26	19
3rd-Down Eff. (Made/Att/Pct)	9/14/64%	10/15/67%
4th-Down Eff. (Made/Att/Pct)	0/0/0%	1/1/100%
Total Net Yards	415	282
Total Plays	70	57
Yards Per Play	5.9	4.9
Rushes/Net Yards	37/178	15/66
Net Passing	237	216
Pass Attempts/Completions	33/24	41/27
Had Intercepted	0	1
Sacked/Yards Lost	0/0	1/6
Punts/Average	2/58.5	3/40.0
Penalties/Yards	6/56	5/30
Fumbles/Lost	0/0	0/0
Possession Time	33:04	26:56



GAME 3: COLTS 22, RAVENS 19 (OT)

Indianapolis (2-1) • Baltimore (2-1)

Sunday, September 24, 2023 • 1:00 PM EDT • M&T Bank Stadium • Baltimore
Steady rain Temp: 68° F, Humidity: 88%, Wind: SE 3 mph • Attendance: 70,038 • Time: 3:27



Indianapolis Colts	0	10	3	6	3	—	22
Baltimore Ravens	7	0	7	5	0	—	19

SCORING DRIVES

TEAM	QTR	TIME	SCORING PLAY	IND	BAL
Ravens	1	06:35	L.Jackson 8 yd. run (J.Tucker kick) (12-80, 6:31)	0	7
Colts	2	06:07	Z.Moss 17 yd. pass from G.Minshew (M.Gay kick) (9-73, 4:29)	7	7
Colts	2	03:26	M.Gay 31 yd. Field Goal (7-7, 2:32)	10	7
Colts	3	08:33	M.Gay 54 yd. Field Goal (6-19, 2:21)	13	7
Ravens	3	00:13	L.Jackson 10 yd. run (J.Tucker kick) (10-81, 5:16)	13	14
Colts	4	11:22	M.Gay 53 yd. Field Goal (8-40, 3:51)	16	14
Ravens	4	07:33	J.Tucker 50 yd. Field Goal (8-43, 3:49)	16	17
Ravens	4	02:03		16	19
Colts	4	00:57	M.Gay 53 yd. Field Goal (6-28, 0:44)	19	19
Colts	OT	01:09	M.Gay 53 yd. Field Goal (5-18, 2:12)	22	19

INDIANAPOLIS COLTS

OFFENSE			DEFENSE		
LT	79	B. Raimann	DE	51	K. Paye
LG	56	Q. Nelson	DT	99	D. Buckner
C	62	W. French	NT	90	G. Stewart
RG	75	W. Fries	DE	52	S. Ebukam
RT	72	B. Smith	WLB	53	S. Leonard
TE	81	M. Alie-Cox	MLB	44	Z. Franklin
WR	1	J. Downs	SAM	45	E. Speed
WR	14	A. Pierce	CB	33	D. Flowers
WR	11	M. Pittman Jr.	CB	23	K. Moore II
QB	10	G. Minshew II	FS	25	R. Thomas II
RB	21	Z. Moss	SS	32	J. Blackmon

BALTIMORE RAVENS (HEAD COACH: JOHN HARBAUGH)

OFFENSE			DEFENSE		
WR	7	R. Bateman	DT	92	J. Madubuike
WR	4	Z. Flowers	NT	58	M. Pierce
LT	65	P. Mekari	OLB	90	D. Ojabo
LG	76	J. Simpson	MLB	0	R. Smith
C	61	S. Mustipher	WLB	6	P. Queen
RG	70	K. Zettler	OLB	24	J. Clowney
RT	78	M. Moses	CB	28	R. Darby
TE	89	M. Andrews	SS	14	K. Hamilton
TE	80	I. Likely	FS	26	G. Stone
QB	8	L. Jackson	CB	21	B. Stephens
RB	35	G. Edwards	DB	41	D. Worley

OFFICIALS: Referee: Cleite Blakeman (34), **Down Judge:** Dana McKenzie (8), **Line Judge:** Julian Mapp (10), **Field Judge:** Terry Brown (43), **Side Judge:** Lo van Pham (99), **Side Judge:** Jonah Monroe (120), **Replay Official:** Chad Adams, **Replay Assistant:** Ken Hall, **Umpire:** Scott Campbell (127)

INDIANAPOLIS COLTS

PASSING	ATT	CP	YDS	SK/YD	TD	LG	INT	RTG
Gardner Minshew II	44	27	227	5/39	1	34	0	82.3
TOTAL	44	27	227	5/39	1	34	0	82.3

RUSHING	ATT	YDS	AVG	LG	TD
Zack Moss	30	122	4.1	24	0
Trey Sermon	5	17	3.4	5	0
TOTAL	35	139	4.0	24	0

RECEIVING	NO	YDS	AVG	LG	TD
Michael Pittman Jr.	9	77	8.6	34	0
Josh Downs	8	57	7.1	12	0
Alec Pierce	3	43	14.3	23	0
Zack Moss	2	23	11.5	17t	1
Kylen Granson	2	9	4.5	7	0
Drew Ogletree	1	11	11.0	11	0
Trey Sermon	1	4	4.0	4	0
Isaiah McKenzie	1	3	3.0	3	0
TOTAL	27	227	8.4	34	1

TOP DEFENSE	TOT	SOLO	AST	SCK	YDS	INT
Zaire Franklin	15	11	4	1.0	4.0	0
Julian Blackmon	12	6	6	0.0	0.0	0
Shaquille Leonard	6	2	4	0.0	0.0	0

FIELD GOALS	FGM/FGA	PERCENT	RESULTS
Matt Gay	5-5	100.0	31G, 54G, 53G, 53G, 53G
TOTAL	5-5	100.0	

BALTIMORE RAVENS

PASSING	ATT	CP	YDS	SK/YD	TD	LG	INT	RTG
Lamar Jackson	31	22	202	4/24	0	24	0	88.4
TOTAL	31	22	202	4/24	0	24	0	88.4

RUSHING	ATT	YDS	AVG	LG	TD
Lamar Jackson	14	101	7.2	16	2
Gus Edwards	11	51	4.6	14	0
Melvin Gordon III	10	32	3.2	15	0
Zay Flowers	1	2	2.0	2	0
Kenyan Drake	1	0	0.0	0	0
TOTAL	37	186	5.0	16	2

RECEIVING	NO	YDS	AVG	LG	TD
Zay Flowers	8	48	6.0	8	0
Nelson Agholor	4	39	9.8	18	0
Mark Andrews	4	35	8.8	20	0
Kenyan Drake	2	31	15.5	24	0
Melvin Gordon III	2	23	11.5	12	0
Isaiah Likely	1	20	20.0	20	0
Rashod Bateman	1	6	6.0	6	0
TOTAL	22	202	9.2	24	0

TOP DEFENSE	TOT	SOLO	AST	SCK	YDS	INT
Patrick Queen	12	7	5	0.0	0.0	0
Roquan Smith	12	4	8	0.5	1.0	0
Brandon Stephens	11	8	3	0.0	0.0	0

FIELD GOALS	FGM/FGA	PERCENT	RESULTS
Justin Tucker	1-2	50.0	50G, 61SH
TOTAL	1-2	50.0	

GAME HIGHLIGHTS

- The Colts emerged with a 22-19 win on a 53-yard FG by K Matt Gay in OT. It marked the second-straight Ravens-Colts matchup (also 10/11/21) to be decided in OT.
- S Kyle Hamilton** posted career highs in tackles (9 – 7 solo) and sacks (3), adding 1 FF and 1 PD. Hamilton -- at 22 years & 192 days old -- is the youngest defensive back with 3 sacks in a game since 1982.
- Hamilton's 3 sacks mark the most by a Raven since 2020, when Calais Campbell tallied 3 sacks on 10/18/20 at Phi. They also tie (Bennie Thompson on 11/10/96 at Jax.) for the most in a single game by a Ravens DB.
- Hamilton's 3 sacks are the most in a first half by any Ravens player in franchise history. They also tie (Carnell Lake) for the most in a first half by a DB since 1982.
- QB Lamar Jackson** completed 22-of-31 passes for 202 yards (88.4 rating), while adding 14 rushes for a team-high 101 yards (7.2 avg.) and 2 TDs. He now owns the only two games in NFL history with 200 passing yards, 100 rushing yards and 2 rushing TDs.
- With his 58th FGM from 50-plus yards during his career, **K Justin Tucker** tied K Sebastian Janikowski (58) for the second most in NFL history.
- Three Ravens tallied double-digit tackles: **LB Roquan Smith** (13), **LB Patrick Queen** (11) and **CB Brandon Stephens** (11).

Team Statistics

	Colts	Ravens
First Downs	19	20
3rd-Down Eff. (Made/Att/Pct)	8/22/36%	6/16/38%
4th-Down Eff. (Made/Att/Pct)	0/1/0%	0/1/0%
Total Net Yards	327	364
Total Plays	84	72
Yards Per Play	3.9	5.1
Rushes/Net Yards	35/139	37/186
Net Passing	188	178
Pass Attempts/Completions	44/27	31/22
Had Intercepted	0	0
Sacked/Yards Lost	5/39	4/24
Punts/Average	7/46.4	7/47.0
Penalties/Yards	6/31	1/5
Fumbles/Lost	1/0	4/2
Possession Time	36:33	32:18



GAME 4: RAVENS 28, BROWNS 3

Baltimore (3-1) • Cleveland (2-2)

Sunday, October 1, 2023 • 1:00 PM EDT • Cleveland Browns Stadium • Cleveland

Sunny Temp: 71° F, Humidity: 79%, Wind: E 1 mph • Attendance: 67,919 • Time: 3:02



Baltimore Ravens	7	14	0	7	—	28
Cleveland Browns	3	0	0	0	—	3

SCORING DRIVES

TEAM	QTR	TIME	SCORING PLAY	BAL	CLE
Ravens	1	06:38	L.Jackson 10 yd. run (J.Tucker kick) (1-10, 0:04)	7	0
Browns	1	02:21	D.Hopkins 53 yd. Field Goal (8-40, 4:17)	7	3
Ravens	2	04:18	L.Jackson 2 yd. run (J.Tucker kick) (8-93, 4:24)	14	3
Ravens	2	00:11	M.Andrews 7 yd. pass from L.Jackson (J.Tucker kick) (10-74, 2:34)	21	3
Ravens	4	05:56	M.Andrews 18 yd. pass from L.Jackson (J.Tucker kick) (6-38, 3:40)	28	3

CLEVELAND BROWNS (HEAD COACH: KEVIN STEFANSKI)

OFFENSE			DEFENSE		
WR	2	A. Cooper	DE	95	M. Garrett
WR	8	E. Moore	DT	96	J. Elliott
LT	71	J. Willis Jr.	DT	94	D. Tomlinson
LG	75	J. Bitonio	DE	99	Z. Smith
C	55	E. Pocic	LB	6	J. Owusu-Koramoah
RG	77	W. Teller	LB	5	A. Walker Jr.
RT	79	D. Jones	CB	0	G. Newsome II
TE	85	D. Njoku	CB	21	D. Ward
WR	11	D. Peoples-Jones	S	22	G. Deljit
QB	17	D. Thompson-Robinson	S	1	J. Thornhill
RB	34	J. Ford	DB	26	R. McLeod Jr.

BALTIMORE RAVENS (HEAD COACH: JOHN HARBAUGH)

OFFENSE			DEFENSE		
WR	15	N. Agholor	DT	92	J. Madubuike
WR	13	D. Duvernay	NT	58	M. Pierce
WR	4	Z. Flowers	OLB	95	T. Robinson
LT	65	P. Mekari	MLB	0	R. Smith
LG	76	J. Simpson	WLB	6	P. Queen
C	64	T. Linderbaum	OLB	48	J. Moon
RG	70	K. Zeitler	CB	28	R. Darby
RT	78	M. Moses	SS	14	K. Hamilton
QB	8	L. Jackson	FS	26	G. Stone
RB	35	G. Edwards	CB	21	B. Stephens
FB	42	P. Ricard	DB	41	D. Worley

OFFICIALS: Referee: Brad Allen (122), Umpire: Duane Heydt (42), Down Judge: Sarah Thomas (53), Field Judge: Rick Patterson (15), Side Judge: Boris Cheek (41), Back Judge: Greg Yette (38), Replay Assistant: Kirt Shay

BALTIMORE RAVENS

PASSING	ATT	CP	YDS	SK/YD	TD	LG	INT	RTG
Lamar Jackson	19	15	186	3/21	2	43	0	142.5
TOTAL	19	15	186	3/21	2	43	0	142.5

RUSHING	ATT	YDS	AVG	LG	TD
Gus Edwards	15	48	3.2	16	0
Justice Hill	3	33	11.0	15	0
Lamar Jackson	9	27	3.0	10t	2
Melvin Gordon III	3	21	7.0	22	0
Tyler Huntley	2	8	4.0	6	0
Zay Flowers	1	-6	-6.0	-6	0
TOTAL	33	131	4.0	22	2

RECEIVING	NO	YDS	AVG	LG	TD
Mark Andrews	5	80	16.0	36	2
Zay Flowers	3	56	18.7	43	0
Devin Duvernay	2	8	4.0	10	0
Gus Edwards	2	1	0.5	7	0
Melvin Gordon III	1	23	23.0	23	0
Patrick Ricard	1	14	14.0	14	0
Nelson Agholor	1	4	4.0	4	0
TOTAL	15	186	12.4	43	2

TOP DEFENSE	TOT	SOLO	AST	SCK	YDS	INT
Roquan Smith	10	6	4	0.0	0.0	0
Kyle Hamilton	5	5	0	0.0	0.0	1
Patrick Queen	5	4	1	1.0	11.0	0

FIELD GOALS	FGM/FGA	PERCENT	RESULTS
	No Field Goals		

CLEVELAND BROWNS

PASSING	ATT	CP	YDS	SK/YD	TD	LG	INT	RTG
Dorian Thompson-Robinson	36	19	121	4/48	0	16	3	25.3
TOTAL	36	19	121	4/48	0	16	3	25.3

RUSHING	ATT	YDS	AVG	LG	TD
Pierre Strong Jr.	5	49	9.8	40	0
Jerome Ford	9	26	2.9	10	0
Dorian Thompson-Robinson	4	24	6.0	12	0
Kareem Hunt	5	12	2.4	6	0
Harrison Bryant	1	2	2.0	2	0
Elijah Moore	1	-20	-20.0	-20	0
TOTAL	25	93	3.7	40	0

RECEIVING	NO	YDS	AVG	LG	TD
David Njoku	6	46	7.7	15	0
Jerome Ford	5	19	3.8	8	0
Elijah Moore	2	20	10.0	13	0
Amari Cooper	1	16	16.0	16	0
Donovan Peoples-Jones	1	7	7.0	7	0
Jordan Akins	1	6	6.0	6	0
Cedric Tillman	1	5	5.0	5	0
Harrison Bryant	1	2	2.0	2	0
Marquise Goodwin	1	0	0.0	0	0
TOTAL	19	121	6.4	16	0

TOP DEFENSE	TOT	SOLO	AST	SCK	YDS	INT
Anthony Walker Jr.	8	5	3	0.0	0.0	0
Jeremiah Owusu-Koramoah	7	6	1	0.0	0.0	0
Juan Thornhill	7	4	3	0.0	0.0	0

FIELD GOALS	FGM/FGA	PERCENT	RESULTS
Dustin Hopkins	1-1	100.0	53G
TOTAL	1-1	100.0	

GAME HIGHLIGHTS

- John Harbaugh reached 150 regular season wins in his career, surpassing Hall of Famer Bill Cowher for the 24th most by a head coach in NFL history.
- Baltimore's offense totaled 296 yards (131 rushing & 165 passing) and 28 points scored, while reaching the end zone on all 4 red zone trips. The Ravens' defense allowed 166 total yards (93 rushing and 73 passing), marking its fewest since 12/2/18 at Atl. (131). Baltimore's 73 passing yards allowed mark its fewest since 1/3/21 at Cin. (48).
- Adding 3 INTs (1 each by **DB Brandon Stephens**, **S Geno Stone** and **S Kyle Hamilton**), the Ravens recorded their sixth-ever defensive performance permitting less than 200 total yards and tallying at least 3 INTs. For Stephens and Hamilton, it marked the first INTs of their respective careers.
- QB Lamar Jackson** completed 15-of-19 passes for 186 yards and 2 TDs (142.5 rating), while adding 2 rushing TDs and 27 rushing yards on 9 attempts. It marked his first-career game with at least 2 passing TDs and 2 rushing TDs.
- TE Mark Andrews** posted a team-high 5 receptions, 80 receiving yards and 2 TD grabs. Andrews' 9 receiving TDs against the Browns are the most by any Raven against a single opponent in franchise history.

Team Statistics

	Ravens	Browns
First Downs	16	13
3rd-Down Eff. (Made/Att/Pct)	4/12/33%	4/16/25%
4th-Down Eff. (Made/Att/Pct)	1/1/100%	1/1/100%
Total Net Yards	296	166
Total Plays	55	65
Yards Per Play	5.4	2.6
Rushes/Net Yards	33/131	25/93
Net Passing	165	73
Pass Attempts/Completions	19/15	36/19
Had Intercepted	0	3
Sacked/Yards Lost	3/21	4/48
Punts/Average	7/47.7	8/46.6
Penalties/Yards	8/92	7/42
Fumbles/Lost	2/1	1/0
Possession Time	29:50	30:10



GAME 5: RAVENS 10, STEELERS 17

Baltimore (3-2) • Pittsburgh (3-2)

Sunday, October 8, 2023 • 1:00 PM EDT • Acrisure Stadium • Pittsburgh
Partly Cloudy Temp: 53° F, Humidity: 62%, Wind: W 13 mph • Attendance: 67,272 • Time: 2:58



Baltimore Ravens	7	3	0	0	—	10
Pittsburgh Steelers	0	3	0	14	—	17

SCORING DRIVES

TEAM	QTR	TIME	SCORING PLAY	BAL	PIT
Ravens	1	06:15	J.Hill 14 yd. run (J.Tucker kick) (7-59, 2:57)	7	0
Ravens	2	12:23	J.Tucker 23 yd. Field Goal (15-64, 7:22)	10	0
Steelers	2	03:16	C.Boswell 43 yd. Field Goal (7-26, 2:15)	10	3
Steelers	4	11:12	Punt blocked by M.Killebrew out of bounds in end zone for a Safety	10	5
Steelers	4	07:10	C.Boswell 25 yd. Field Goal (9-49, 4:02)	10	8
Steelers	4	01:17	G.Pickens 41 yd. pass from K.Pickett (pass failed) (8-80, 2:49)	10	14
Steelers	4	00:49	C.Boswell 42 yd. Field Goal (4-6, 0:13)	10	17

PITTSBURGH STEELERS (HEAD COACH: MIKE TOMLIN)

OFFENSE			DEFENSE		
WR 14	G. Pickens	DE 99	L. Ogunjobi		
LT 77	B. Jones	DT 95	K. Benton		
LG 73	I. Seumalo	NT 57	M. Adams Sr.		
C 61	M. Cole	LOLB 90	T. Watt		
RG 71	N. Herbig	LILB 55	C. Holcomb		
RT 76	C. Okorafor	RILB 50	E. Roberts		
RB 22	N. Harris	ROLB 56	A. Highsmith		
QB 8	K. Pickett	LCB 20	P. Peterson		
WR 11	A. Robinson II	FS 39	M. Fitzpatrick		
WR 19	C. Austin III	SS 31	K. Neal		
TE 80	D. Washington	RCB 29	L. Wallace		

BALTIMORE RAVENS (HEAD COACH: JOHN HARBAUGH)

OFFENSE			DEFENSE		
WR 7	R. Bateman	DT 92	J. Madubuike		
WR 4	Z. Flowers	NT 58	M. Pierce		
LT 79	R. Stanley	DE 96	B. Washington		
LG 76	J. Simpson	OLB 40	M. Harrison		
C 64	T. Linderbaum	MLB 0	R. Smith		
RG 70	K. Zeiter	WLB 6	P. Queen		
RT 65	P. Mekari	OLB 24	J. Clowney		
TE 89	M. Andrews	CB 44	M. Humphrey		
QB 8	L. Jackson	SS 14	K. Hamilton		
RB 35	G. Edwards	FS 32	M. Williams		
FB 42	P. Ricard	CB 21	B. Stephans		

OFFICIALS: Referee: Carl Cheffers (51), **Umpire:** Brandon Cruse (22), **Down Judge:** Mike Carr (63), **Line Judge:** Thomas Eaton (70), **Field Judge:** Nathan Jones (33), **Side Judge:** Eugene Hall (103), **Back Judge:** Martin Hankins (144), **Replay Official:** Kevin Brown, **Replay Assistant:** Karlton Derrick

BALTIMORE RAVENS

PASSING	ATT	CP	YDS	SK/YD	TD	LG	INT	RTG
Lamar Jackson	38	22	236	4/26	0	30	1	65.2
TOTAL	38	22	236	4/26	0	30	1	65.2

RUSHING	ATT	YDS	AVG	LG	TD
Gus Edwards	12	48	4.0	11	0
Lamar Jackson	6	45	7.5	26	0
Justice Hill	7	32	4.6	14t	1
TOTAL	25	125	5.0	26	1

RECEIVING	NO	YDS	AVG	LG	TD
Mark Andrews	6	65	10.8	16	0
Zay Flowers	5	73	14.6	29	0
Nelson Agholor	4	64	16.0	30	0
Justice Hill	4	13	3.3	10	0
Odell Beckham Jr.	2	13	6.5	7	0
Rashod Bateman	1	8	8.0	8	0
TOTAL	22	236	10.7	30	0

TOP DEFENSE	TOT	SOLO	AST	SCK	YDS	INT
Roquan Smith	11	7	4	0.0	0.0	0
Patrick Queen	8	2	6	0.5	4.0	0
Justin Madubuike	5	3	2	0.5	4.0	0

FIELD GOALS	FGM/FGA	PERCENT	RESULTS
Justin Tucker	1-1	100.0	23G
TOTAL	1-1	100.0	

PITTSBURGH STEELERS

PASSING	ATT	CP	YDS	SK/YD	TD	LG	INT	RTG
Kenny Pickett	32	18	224	3/22	1	41t	0	88.5
TOTAL	32	18	224	3/22	1	41T	0	88.5

RUSHING	ATT	YDS	AVG	LG	TD
Jaylen Warren	9	40	4.4	16	0
Najee Harris	14	37	2.6	8	0
George Pickens	1	16	16.0	16	0
Kenny Pickett	6	-6	-1.0	2	0
TOTAL	30	87	2.9	16	0

RECEIVING	NO	YDS	AVG	LG	TD
George Pickens	6	130	21.7	41t	1
Allen Robinson II	5	29	5.8	10	0
Jaylen Warren	3	39	13.0	23	0
Connor Heyward	3	23	7.7	12	0
Najee Harris	1	3	3.0	3	0
TOTAL	18	224	12.4	41T	1

TOP DEFENSE	TOT	SOLO	AST	SCK	YDS	INT
Cole Holcomb	9	8	1	0.0	0.0	0
Minkah Fitzpatrick	9	7	2	0.0	0.0	0
Elandon Roberts	8	5	3	0.0	0.0	0

FIELD GOALS	FGM/FGA	PERCENT	RESULTS
Chris Boswell	3-3	100.0	43G, 25G, 42G
TOTAL	3-3	100.0	

GAME HIGHLIGHTS

- Baltimore is 3-2 after the first five games of the season for the 14th time in franchise history and ninth time since 2008.
- Twenty-five of the 31 regular season games – including seven consecutive – between Baltimore and Pittsburgh since 2008 have finished as one-score affairs.
- CB Arthur Maulet** and **DE Brent Urban** each recorded a sack, while **DT Justin Madubuike** and **ILB Patrick Queen** split a QB takedown.
- OLB Jeremiah Moon** posted his first-career FF after knocking the ball loose on a fourth-quarter Pittsburgh punt return. **CB Kevon Seymour** scooped it up, returning the ball 20 yards to the Steelers' 7-yard line.
- WR Nelson Agholor** (64), **TE Mark Andrews** (65) and **WR Zay Flowers** (73) each recorded at least 50 receiving yards.
- S Kyle Hamilton** recorded 3 solo tackles and 2 TFL. He became the first DB with at least 4 TFL in each his first two NFL seasons since S Jamal Adams (2017-18).
- ILB Roquan Smith** posted a game-high 11 tackles (7 solo), while adding 1 PD. He's now recorded double-digit tackles in four of the first five games of the season.

Team Statistics

	Ravens	Steelers
First Downs	19	17
3rd-Down Eff. (Made/Att/Pct)	5/14/36%	6/15/40%
4th-Down Eff. (Made/Att/Pct)	0/2/0%	0/0/0%
Total Net Yards	335	289
Total Plays	67	65
Yards Per Play	5.0	4.4
Rushes/Net Yards	25/125	30/87
Net Passing	210	202
Pass Attempts/Completions	38/22	32/18
Had Intercepted	1	0
Sacked/Yards Lost	4/26	3/22
Punts/Average	5/30.8	6/42.8
Penalties/Yards	2/20	3/30
Fumbles/Lost	4/2	1/1
Possession Time	30:14	29:46



GAME 6: RAVENS 24, TITANS 16

Baltimore (4-2) • Tennessee (2-4)

Sunday, October 15, 2023 • 9:30 AM EDT • Tottenham Hotspur Stadium • Tennessee

Sunny Temp: 52° F, Humidity: 44%, Wind: NNW 8 mph • Attendance: 61,011 • Time: 3:09



Baltimore Ravens	6	12	0	6	—	24
Tennessee Titans	3	0	10	3	—	16

SCORING DRIVES

TEAM	QTR	TIME	SCORING PLAY	BAL	TEN
Ravens	1	10:26	J.Tucker 41 yd. Field Goal (8-50, 4:34)	3	0
Titans	1	05:34	N.Folk 26 yd. Field Goal (9-67, 4:52)	3	3
Ravens	1	00:04	J.Tucker 28 yd. Field Goal (10-76, 5:30)	6	3
Ravens	2	10:13	J.Tucker 23 yd. Field Goal (6-12, 3:27)	9	3
Ravens	2	03:28	Z.Flowers 10 yd. pass from L.Jackson (kick blocked) (10-80, 5:11)	15	3
Ravens	2	00:00	J.Tucker 29 yd. Field Goal (1-0, 0:01)	18	3
Titans	3	09:24	N.Folk 27 yd. Field Goal (7-83, 2:31)	18	6
Titans	3	08:24	D.Henry 15 yd. run (N.Folk kick) (1-25, 0:13)	18	13
Ravens	4	12:49	J.Tucker 20 yd. Field Goal (13-54, 6:38)	21	13
Ravens	4	04:16	J.Tucker 36 yd. Field Goal (11-71, 4:39)	24	13
Titans	4	00:38	N.Folk 38 yd. Field Goal (10-55, 3:38)	24	16

TENNESSEE TITANS (HEAD COACH: MIKE VRABEL)

OFFENSE			DEFENSE		
WR	10	D. Hopkins	DE	96	D. Autry
WR	15	N. Westbrook-Ikhine	DT	98	J. Simmons
LT	71	A. Dillard	NT	90	N. Jones
LG	77	P. Skoronski	DE	95	K. Peko
C	55	A. Brewer	OLB	58	H. Landry III
RG	60	D. Brunskill	ILB	2	A. Al-Shaair
RT	66	C. Hubbard	ILB	50	J. Gibbens
TE	88	T. Wesco	CB	0	S. Murphy-Bunting
WR	11	C. Moore	S	37	A. Hooker
QB	17	R. Tannehill	S	31	K. Byard
RB	22	D. Henry	CB	26	K. Fulton

BALTIMORE RAVENS (HEAD COACH: JOHN HARBAUGH)

OFFENSE			DEFENSE		
WR	7	R. Bateman	DT	92	J. Madubuike
WR	4	Z. Flowers	NT	58	M. Pierce
LT	79	R. Stanley	OLB	50	K. Van Noy
LG	76	J. Simpson	MLB	0	R. Smith
C	64	T. Linderbaum	WLB	6	P. Queen
RG	70	K. Zettler	OLB	24	J. Clowney
RT	78	M. Moses	CB	44	M. Humphrey
TE	89	M. Andrews	SS	14	K. Hamilton
QB	8	L. Jackson	FS	32	M. Williams
RB	43	J. Hill	CB	21	B. Stephens
FB	42	P. Ricard	DB	10	A. Maullet

OFFICIALS: Referee: Bill Vinovich (52), Referee: Alex Moore (49), Down Judge: Kent Payne (79), Line Judge: Mark Perلمان (9), Field Judge: Joe Blubaugh (57), Side Judge: Jimmy Buchanan (86), Back Judge: Jimmy Russell (82), Replay Official: Mark Butterworth

BALTIMORE RAVENS

PASSING	ATT	CP	YDS	SK/YD	TD	LG	INT	RTG
Lamar Jackson	30	21	223	1/2	1	38	1	88.6
TOTAL	30	21	223	1/2	1	38	1	88.6

RUSHING	ATT	YDS	AVG	LG	TD
Lamar Jackson	13	62	4.8	12	0
Gus Edwards	16	41	2.6	8	0
Justice Hill	8	35	4.4	10	0
Zay Flowers	1	1	1.0	1	0
Mark Andrews	1	0	0.0	0	0
TOTAL	39	139	3.6	12	0

RECEIVING	NO	YDS	AVG	LG	TD
Zay Flowers	6	50	8.3	14	1
Mark Andrews	4	69	17.3	38	0
Justice Hill	3	0	0.0	2	0
Nelson Agholor	2	40	20.0	21	0
Odell Beckham Jr.	2	34	17.0	32	0
Rashod Bateman	2	15	7.5	8	0
Gus Edwards	1	12	12.0	12	0
Patrick Ricard	1	3	3.0	3	0
TOTAL	21	223	10.6	38	1

TOP DEFENSE	TOT	SOLO	AST	SCK	YDS	INT
Patrick Queen	9	7	2	1.0	9.0	0
Roquan Smith	9	4	5	0.0	0.0	0
Justin Madubuike	5	4	1	2.0	15.0	0

FIELD GOALS	FGM/FGA PERCENT	RESULTS
Justin Tucker	6-6 100.0	41G, 28G, 23G, 29G, 20G, 36G
TOTAL	6-6 100.0	

TENNESSEE TITANS

PASSING	ATT	CP	YDS	SK/YD	TD	LG	INT	RTG
Ryan Tannehill	16	8	76	2/16	0	20	1	37.5
Malik Willis	5	4	74	4/30	0	48	0	118.8
TOTAL	21	12	150	6/46	0	48	1	59.6

RUSHING	ATT	YDS	AVG	LG	TD
Derrick Henry	12	97	8.1	63	1
Malik Willis	3	17	5.7	11	0
Tyjae Spears	4	15	3.8	12	0
TOTAL	19	129	6.8	63	1

RECEIVING	NO	YDS	AVG	LG	TD
Nick Westbrook-Ikhine	3	25	8.3	10	0
Chig Okonkwo	2	18	9.0	11	0
Derrick Henry	2	16	8.0	9	0
Tyjae Spears	1	48	48.0	48	0
DeAndre Hopkins	1	20	20.0	20	0
Josh Whyle	1	11	11.0	11	0
Chris Moore	1	6	6.0	6	0
Kyle Philips	1	6	6.0	6	0
TOTAL	12	150	12.5	48	0

TOP DEFENSE	TOT	SOLO	AST	SCK	YDS	INT
Azeez Al-Shaair	15	9	6	0.0	0.0	0
Kevin Byard	10	8	2	0.0	0.0	0
Jack Gibbens	9	6	3	0.0	0.0	0

FIELD GOALS	FGM/FGA PERCENT	RESULTS
Nick Folk	3-3 100.0	26G, 27G, 38G
TOTAL	3-3 100.0	

GAME HIGHLIGHTS

- The Ravens moved the sticks on 8-of-16 (50%) third downs, while the defense permitted just 1 third-down conversion on 9 attempts (11.1%).
- The Ravens racked up a season-high 6 sacks, receiving 2 each from **OLB Jadeveon Clowney** and **DT Justin Madubuike**, with **OLB Kyle Van Noy** and **ILB Patrick Queen** each chipping in with 1 QB takedown.
- K Justin Tucker** finished 6-of-6 on FGAs, connecting from 20, 23, 28, 29, 36 and 41 yards, matching a franchise and personal single-game record he set on 12/16/13 at Det. He became the fifth kicker (also Gary Anderson, Tyler Bass, John Carney and Jeff Wilkins) in NFL history to twice connect on at least 6 FGs in a single game.
- QB Lamar Jackson** completed passes to eight Ravens (**WR Nelson Agholor**, **TE Mark Andrews**, **WR Rashod Bateman**, **WR Odell Beckham Jr.**, **RB Gus Edwards**, **WR Zay Flowers**, **RB Justice Hill** & **FB Patrick Ricard**) and became the second QB in NFL history (Mike Vick – 54) to reach 50 performances with at least 50 rushing yards.
- WR Zay Flowers** tallied a team-high 6 receptions for 50 yards and his first-career TD. He joined Ja'Marr Chase (2021), CeeDee Lamb (2020), and Darnay Scott (1994) as the only WRs since the 1970 merger to record at least 50 scrimmage yards in each of the first six games of a career.

Team Statistics

	Ravens	Titans
First Downs	20	17
3rd-Down Eff. (Made/Att/Pct)	8/16/50%	1/9/11%
4th-Down Eff. (Made/Att/Pct)	0/0/0%	0/0/0%
Total Net Yards	360	233
Total Plays	70	46
Yards Per Play	5.1	5.1
Rushes/Net Yards	39/139	19/129
Net Passing	221	104
Pass Attempts/Completions	30/21	21/12
Had Intercepted	1	1
Sacked/Yards Lost	1/2	6/46
Punts/Average	3/48.7	5/52.6
Penalties/Yards	9/88	6/45
Fumbles/Lost	0/0	1/1
Possession Time	35:42	24:18



GAME 7: LIONS 6, RAVENS 38

Detroit (5-2) • Baltimore (5-2)

Sunday, October 22, 2023 • 1:00 PM EDT • M&T Bank Stadium • Baltimore
Partly cloudy Temp: 62° F, Humidity: 42%, Wind: WNW 16 mph • Attendance: 70,989 • Time: 3:00



Detroit Lions	0	0	0	6	—	6
Baltimore Ravens	14	14	7	3	—	38

SCORING DRIVES

TEAM	QTR	TIME	SCORING PLAY	DET	BAL
Ravens	1	10:37	L.Jackson 7 yd. run (J.Tucker kick) (7-75, 4:23)	0	7
Ravens	1	03:11	N.Agholor 12 yd. pass from L.Jackson (J.Tucker kick) (11-68, 5:46)	0	14
Ravens	2	12:54	M.Andrews 11 yd. pass from L.Jackson (J.Tucker kick) (8-92, 3:57)	0	21
Ravens	2	07:45	G.Edwards 2 yd. run (J.Tucker kick) (6-80, 2:56)	0	28
Ravens	3	07:25	M.Andrews 8 yd. pass from L.Jackson (J.Tucker kick) (4-94, 2:06)	0	35
Lions	4	13:59	J.Gibbs 21 yd. run (pass failed) (8-77, 3:31)	6	35
Ravens	4	09:30	J.Tucker 32 yd. Field Goal (7-29, 4:29)	6	38

DETROIT LIONS (HEAD COACH: DAN CAMPBELL)

OFFENSE		DEFENSE	
WR 9	J. Williams	DL 79	J. Cominsky
WR 14	A. St. Brown	DL 54	A. McNeill
WR 68	T. Decker	DL 94	B. Jones
LT 60	G. Glasgow	DL 97	A. Hutchinson
LT 77	F. Ragnow	LB 55	D. Barnes
LG 72	H. Vaitai	LB 46	J. Campbell
LG 58	P. Sewell	LB 34	A. Anzalone
C 89	B. Wright	LB 44	M. Rodriguez
C 16	J. Goff	CB 1	C. Sutton
RG 26	J. Gibbs	CB 25	W. Harris
		S 21	T. Walker
		S 31	K. Joseph

BALTIMORE RAVENS (HEAD COACH: JOHN HARBAUGH)

OFFENSE		DEFENSE	
WR 3	O. Beckham Jr.	DT 92	J. Madubuike
WR 4	Z. Flowers	NT 58	M. Pierce
LT 79	R. Stanley	DE 96	B. Washington
LG 76	J. Simpson	OLB 40	M. Harrison
C 64	T. Linderbaum	MLB 0	R. Smith
RG 70	K. Zeitler	WLB 6	P. Queen
RT 78	M. Moses	OLB 24	J. Clowney
TE 89	M. Andrews	CB 44	M. Humphrey
TE 80	I. Likely	SS 14	K. Hamilton
QB 8	L. Jackson	FS 26	G. Stone
RB 43	J. Hill	CB 21	B. Stephens

OFFICIALS: Referee: Brad Rogers (126), Umpire: Ramon George (128), Down Judge: Kent Payne (79), Line Judge: Kevin Codey (16), Field Judge: Aaron Santi (50), Side Judge: Anthony Jeffries (36), Back Judge: Tyree Walton (2), Replay Official: Durwood Manley, Replay Assistant: Chad Wakefield

DETROIT LIONS

PASSING	ATT	CP	YDS	SK/YD	TD	LG	INT	RTG
Jared Goff	53	33	284	5/31	0	22	1	68.4
TOTAL	53	33	284	5/31	0	22	1	68.4

RUSHING	ATT	YDS	AVG	LG	TD
Jahmyr Gibbs	11	68	6.2	21t	1
Craig Reynolds	3	16	5.3	12	0
TOTAL	14	84	6.0	21T	1

RECEIVING	NO	YDS	AVG	LG	TD
Amon-Ra St. Brown	13	102	7.8	15	0
Jahmyr Gibbs	9	58	6.4	21	0
Sam LaPorta	6	52	8.7	13	0
Josh Reynolds	2	43	21.5	22	0
Kalif Raymond	2	20	10.0	11	0
Craig Reynolds	1	9	9.0	9	0
TOTAL	33	284	8.6	22	0

TOP DEFENSE	TOT	SOLO	AST	SCK	YDS	INT
Kerby Joseph	10	9	1	0.0	0.0	0
Tracy Walker	7	5	2	0.0	0.0	0
Alex Anzalone	6	3	3	0.0	0.0	0

FIELD GOALS	FGM/FGA	PERCENT	RESULTS
	No Field Goals		

BALTIMORE RAVENS

PASSING	ATT	CP	YDS	SK/YD	TD	LG	INT	RTG
Lamar Jackson	27	21	357	0/0	3	80	0	155.8
Tyler Huntley	1	0	0	0/0	0	0	0	39.6
TOTAL	28	21	357	0/0	3	80	0	152.4

RUSHING	ATT	YDS	AVG	LG	TD
Gus Edwards	14	64	4.6	20	1
Justice Hill	4	46	11.5	27	0
Lamar Jackson	9	36	4.0	10	1
TOTAL	27	146	5.4	27	2

RECEIVING	NO	YDS	AVG	LG	TD
Odell Beckham Jr.	5	49	9.8	20	0
Zay Flowers	4	75	18.8	46	0
Mark Andrews	4	63	15.8	22	2
Rashod Bateman	2	36	18.0	20	0
Patrick Ricard	2	31	15.5	28	0
Gus Edwards	1	80	80.0	80	0
Nelson Agholor	1	12	12.0	12t	1
Keaton Mitchell	1	9	9.0	9	0
Justice Hill	1	2	2.0	2	0
TOTAL	21	357	17.0	80	3

TOP DEFENSE	TOT	SOLO	AST	SCK	YDS	INT
Roquan Smith	8	5	3	0.0	0.0	0
Kyle Hamilton	7	6	1	0.0	0.0	0
Arthur Maulet	7	6	1	1.0	9.0	0

FIELD GOALS	FGM/FGA	PERCENT	RESULTS
Justin Tucker	1-1	100.0	32G
TOTAL	1-1	100.0	

GAME HIGHLIGHTS

- Baltimore recorded 503 total yards, a franchise-record 10 plays of at least 20 yards and scored a TD on 5 of its 6 red zone possessions.
- Baltimore totaled 5 sacks in the victory, receiving 2 from **OLB Kyle Van Noy** and 1 each from **CB Arthur Maulet**, **DT Justin Madubuike** and **OLB Odafe Oweh**.
- Baltimore's 29 sacks through seven games mark the most in franchise history.
- QB Lamar Jackson** completed 21-of-27 passes for 357 yards and 3 TDs, while adding 9 carries for 36 yards and 1 TD, en route to earning his 50th-career victory as the starter.
- Jackson recorded his 50th regular season win in his 68th-career start, marking the fifth-fewest starts by a QB to reach 50 regular season wins in the Super Bowl era. Only Pro Football Hall of Famer Ken Stabler (62 starts), Patrick Mahomes (63), Tom Brady (65) and Pro Football Hall of Famer Roger Staubach (67) reached the mark in fewer starts.
- TE Mark Andrews** recorded his ninth multi-TD receiving game, tying TE Todd Heap (nine) for the most such performances by any player in Ravens history.
- RB Gus Edwards** posted 64 rushing yards and 1 TD on 14 carries (4.6 avg.), while adding a career-long 80-yard reception. His 144 scrimmage yards marked a career high.
- Edwards' 80-yard reception marks the longest reception by a RB in franchise history.

Team Statistics

	Lions	Ravens
First Downs	18	23
3rd-Down Eff. (Made/Att/Pct)	5/16/31%	4/8/50%
4th-Down Eff. (Made/Att/Pct)	2/6/33%	1/1/100%
Total Net Yards	337	503
Total Plays	72	55
Yards Per Play	4.7	9.1
Rushes/Net Yards	14/84	27/146
Net Passing	253	357
Pass Attempts/Completions	53/33	28/21
Had Intercepted	1	0
Sacked/Yards Lost	5/31	0/0
Punts/Average	4/46.0	2/56.0
Penalties/Yards	5/57	4/45
Fumbles/Lost	2/0	1/1
Possession Time	29:38	30:22



GAME 8: RAVENS 31, CARDINALS 24

Baltimore (6-2) • Arizona (1-7)

Sunday, October 29, 2023 • 4:25 PM EDT • State Farm Stadium • Arizona
Indoors • Attendance: 63,064 • Time: 3:10



Baltimore Ravens	7	7	7	10	—	31
Arizona Cardinals	7	0	0	17	—	24

SCORING DRIVES

TEAM	QTR	TIME	SCORING PLAY	BAL	ARI
Cardinals	1	08:05	J.Dobbs 1 yd. run (M.Prater kick) (12-75, 6:55)	0	7
Ravens	1	02:38	M.Andrews 5 yd. pass from L.Jackson (J.Tucker kick) (10-75, 5:27)	7	7
Ravens	2	00:20	G.Edwards 1 yd. run (J.Tucker kick) (6-43, 1:32)	14	7
Ravens	3	00:40	G.Edwards 7 yd. run (J.Tucker kick) (3-23, 1:05)	21	7
Ravens	4	09:27	J.Tucker 48 yd. Field Goal (8-37, 4:49)	24	7
Cardinals	4	06:32	T.McBride 17 yd. pass from J.Dobbs (J.Dobbs run) (9-75, 2:55)	24	15
Ravens	4	02:51	G.Edwards 1 yd. run (J.Tucker kick) (9-75, 3:41)	31	15
Cardinals	4	01:14	M.Brown 1 yd. pass from J.Dobbs (pass failed) (10-75, 1:37)	31	21
Cardinals	4	00:26	M.Prater 47 yd. Field Goal (5-21, 0:48)	31	24

ARIZONA CARDINALS (HEAD COACH: JONATHAN GANNON)

OFFENSE			DEFENSE		
WR	14	M. Wilson	DE	55	D. Stills
WR	2	M. Brown	NT	95	L. Fotu
WR	4	R. Moore	DE	93	J. Ledbetter
LT	74	D. Humphries	OLB	45	D. Gardeck
LG	63	T. Colon	ILB	7	K. White
C	72	H. Froholdt	OLB	25	Z. Collins
RG	76	W. Hernandez	CB	20	M. Wilson
RT	70	P. Johnson Jr.	CB	33	A. Hamilton Sr.
TE	85	T. McBride	S	3	B. Baker
QB	9	J. Dobbs	S	34	J. Thompson
RB	31	E. Demercado	DB	21	G. Williams

BALTIMORE RAVENS (HEAD COACH: JOHN HARBAUGH)

OFFENSE			DEFENSE		
WR	3	O. Beckham Jr.	DT	92	J. Madubuike
WR	4	Z. Flowers	NT	58	M. Pierce
LT	79	R. Stanley	OLB	99	O. Oweh
LG	76	J. Simpson	MLB	0	R. Smith
C	64	T. Linderbaum	WLB	6	P. Queen
RG	70	K. Zeitler	OLB	24	J. Clowney
RT	78	M. Moses	CB	44	M. Humphrey
TE	89	M. Andrews	SS	14	K. Hamilton
TE	80	I. Likely	FS	26	G. Stone
QB	8	L. Jackson	CB	21	B. Stephens
RB	43	J. Hill	DB	10	A. Maulet

OFFICIALS: Referee: Tra Blake (3), Umpire: Tony Michalek (115), Down Judge: Patrick Turner (13), Line Judge: Daniel Gallagher (85), Field Judge: Tom Hill (97), Side Judge: Don Willard (58), Back Judge: Todd Prukop (30), Replay Official: Andrew Lambert

BALTIMORE RAVENS

PASSING	ATT	CP	YDS	SK/YD	TD	LG	INT	RTG
Lamar Jackson	27	18	157	4/19	1	29	0	94.2
TOTAL	27	18	157	4/19	1	29	0	94.2

RUSHING	ATT	YDS	AVG	LG	TD
Gus Edwards	19	80	4.2	10	3
Rashod Bateman	1	18	18.0	18	0
Lamar Jackson	5	17	3.4	13	0
Justice Hill	4	15	3.8	7	0
TOTAL	29	130	4.5	18	3

RECEIVING	NO	YDS	AVG	LG	TD
Zay Flowers	5	19	3.8	8	0
Mark Andrews	4	40	10.0	13	1
Justice Hill	4	40	10.0	24	0
Rashod Bateman	2	34	17.0	29	0
Gus Edwards	2	14	7.0	9	0
Isaiah Likely	1	10	10.0	10	0
TOTAL	18	157	8.7	29	1

TOP DEFENSE	TOT	SOLO	AST	SCK	YDS	INT
Patrick Queen	11	9	2	0.0	0.0	0
Roquan Smith	11	8	3	0.0	0.0	0
Kyle Hamilton	10	9	1	0.0	0.0	0

FIELD GOALS	FGM/FGA	PERCENT	RESULTS
Justin Tucker	1-2	50.0	53LU, 48G
TOTAL	1-2	50.0	

GAME HIGHLIGHTS

- Baltimore improved to 6-2 for the eighth time in franchise history (also 2019-21, 2010-12 and 2006) and seventh time under head coach John Harbaugh.
- RB Gus Edwards** registered team highs in carries (19), rushing yards (80) and rushing TDs (3), steering a Ravens offense that finished 4-of-4 in the red zone and eclipsed 100 rushing yards for the 24th-straight game. It marked Edwards' first-career game with 3 rushing TDs and the sixth-ever such performance by any Raven in franchise history. He became the first undrafted Raven to accomplish this feat.
- NT Michael Pierce** totaled 5 tackles (4 solo), 1 sack-fumble and 1 PD, while making 2 critical fourth-down stops (1 run stuff & 1 PD). Pierce became the first Ravens D-lineman with at least 5 tackles, 1 sack, 1 FF and 1 PD in a single game since at least 2000.
- S Geno Stone** and **DB Brandon Stephens** each recorded 1 INT. For Stone, it marked his third-straight outing with an INT and his fourth pick in the last five games. He became the first Raven since CB Cary Williams (in 2012) to register an INT in three consecutive games, while also matching S Ed Reed's franchise mark of 5 INTs through the Ravens' first eight games of a season (2007).
- TE Mark Andrews** posted 4 receptions for 40 yards and 1 TD. He recorded his 40th-career TD grab, becoming the fourth TE since the 1970 merger to reach that figure in the first six years of a career (also Antonio Gates, Jimmy Graham & Rob Gronkowski).
- S Kyle Hamilton** tallied a career-high 10 tackles (9 solo), while adding 1 TFL and 1 PD.

ARIZONA CARDINALS

PASSING	ATT	CP	YDS	SK/YD	TD	LG	INT	RTG
Joshua Dobbs	37	25	208	2/27	2	29	2	77.3
TOTAL	37	25	208	2/27	2	29	2	77.3

RUSHING	ATT	YDS	AVG	LG	TD
Emari Demercado	20	78	3.9	13	0
Joshua Dobbs	6	26	4.3	13	1
Rondale Moore	2	11	5.5	6	0
Keaontay Ingram	2	9	4.5	14	0
Damien Williams	2	5	2.5	7	0
TOTAL	32	129	4.0	14	1

RECEIVING	NO	YDS	AVG	LG	TD
Trey McBride	10	95	9.5	22	1
Marquise Brown	6	33	5.5	9	1
Michael Wilson	4	58	14.5	29	0
Rondale Moore	2	10	5.0	6	0
Keaontay Ingram	1	7	7.0	7	0
Damien Williams	1	4	4.0	4	0
Emari Demercado	1	1	1.0	1	0
TOTAL	25	208	8.3	29	2

TOP DEFENSE	TOT	SOLO	AST	SCK	YDS	INT
Kyzir White	9	7	2	0.0	0.0	0
Budda Baker	6	5	1	0.0	0.0	0
Jalen Thompson	6	4	2	0.0	0.0	0

FIELD GOALS	FGM/FGA	PERCENT	RESULTS
Matt Prater	1-1	100.0	47G
TOTAL	1-1	100.0	

Team Statistics

	Ravens	Cardinals
First Downs	21	22
3rd-Down Eff. (Made/Att/Pct)	4/11/36%	5/12/42%
4th-Down Eff. (Made/Att/Pct)	0/0/0%	0/2/0%
Total Net Yards	268	310
Total Plays	60	71
Yards Per Play	4.5	4.4
Rushes/Net Yards	29/130	32/129
Net Passing	138	181
Pass Attempts/Completions	27/18	37/25
Had Intercepted	0	2
Sacked/Yards Lost	4/19	2/27
Punts/Average	5/48.4	4/51.8
Penalties/Yards	6/45	6/70
Fumbles/Lost	1/0	1/0
Possession Time	29:39	30:21



GAME 9: SEAHAWKS 3, RAVENS 37

Seattle (5-3) • Baltimore (7-2)

Sunday, November 5, 2023 • 1:00 PM EST • M&T Bank Stadium • Baltimore

Clear Temp: 69° F, Humidity: 32%, Wind: WNW 6 mph • Attendance: 70,753 • Time: 2:58



Seattle Seahawks	0	3	0	0	—	3
Baltimore Ravens	0	17	13	7	—	37

SCORING DRIVES

TEAM	QTR	TIME	SCORING PLAY	SEA	BAL
Ravens	2	13:06	G.Edwards 4 yd. run (J.Tucker kick) (12-81, 5:35)	0	7
Ravens	2	02:39	G.Edwards 3 yd. run (J.Tucker kick) (10-84, 5:48)	0	14
Seahawks	2	00:59	J.Myers 33 yd. Field Goal (7-60, 1:40)	3	14
Ravens	2	00:04	J.Tucker 37 yd. Field Goal (5-17, 0:29)	3	17
Ravens	3	12:44	J.Tucker 45 yd. Field Goal (5-49, 2:16)	3	20
Ravens	3	03:28	J.Tucker 31 yd. Field Goal (13-48, 7:48)	3	23
Ravens	3	00:29	K.Mitchell 40 yd. run (J.Tucker kick) (3-60, 1:23)	3	30
Ravens	4	08:14	O.Beckham 6 yd. pass from T.Huntley (J.Tucker kick) (8-78, 3:56)	3	37

SEATTLE SEAHAWKS (HEAD COACH: PETE CARROLL)

OFFENSE			DEFENSE		
WR	14	D. Metcalf	OLB	52	D. Taylor
LT	67	C. Cross	DE	99	L. Williams
LG	68	D. Lewis	NT	90	J. Reed
C	63	E. Brown	DE	55	D. Jones
RG	60	P. Haynes	OLB	53	B. Mafe
RT	78	S. Forsythe	ILB	54	B. Wagner
TE	89	W. Dissly	ILB	56	J. Brooks
TE	87	N. Fant	LCB	21	D. Witherspoon
WR	16	T. Lockett	RCB	27	R. Woolen
QB	7	G. Smith	S	6	Q. Diggs
RB	9	K. Walker III	S	33	J. Adams

BALTIMORE RAVENS (HEAD COACH: JOHN HARBAUGH)

OFFENSE			DEFENSE		
WR	7	R. Bateman	DT	92	J. Madubuike
WR	4	Z. Flowers	NT	58	M. Pierce
LT	79	R. Stanley	DE	96	B. Washington
LG	76	J. Simpson	OLB	40	M. Harrison
C	64	T. Linderbaum	MLB	0	R. Smith
RG	70	K. Zeitler	WLB	6	P. Queen
RT	65	P. Mekari	OLB	24	J. Clowney
TE	89	M. Andrews	CB	44	M. Humphrey
QB	8	L. Jackson	SS	14	K. Hamilton
RB	35	G. Edwards	FS	26	G. Stone
FB	42	P. Ricard	CB	21	B. Stephens

OFFICIALS: Referee: Shawn Hochuli (83), Umpire: Terry Killens Jr. (77), Down Judge: Patrick Holt (106), Line Judge: Tim Podraza (47), Back Judge: Rich Martinez (39), Field Judge: Jason Ledet (72), Side Judge: Chad Hill (125), Replay Official: Tyler Cerimeli

SEATTLE SEAHAWKS

PASSING	ATT	CP	YDS	SK/YD	TD	LG	INT	RTG
Geno Smith	28	13	157	4/34	0	50	1	49.3
TOTAL	28	13	157	4/34	0	50	1	49.3

RUSHING	ATT	YDS	AVG	LG	TD
Kenneth Walker III	9	16	1.8	6	0
Zach Charbonnet	4	8	2.0	4	0
Geno Smith	2	4	2.0	5	0
TOTAL	15	28	1.9	6	0

RECEIVING	NO	YDS	AVG	LG	TD
Jaxon Smith-Njigba	6	63	10.5	35	0
Tyler Lockett	3	32	10.7	18	0
DK Metcalf	1	50	50.0	50	0
Colby Parkinson	1	6	6.0	6	0
Zach Charbonnet	1	5	5.0	5	0
Kenneth Walker III	1	1	1.0	1	0
TOTAL	13	157	12.1	50	0

TOP DEFENSE	TOT	SOLO	AST	SCK	YDS	INT
Jordyn Brooks	10	8	2	0.0	0.0	0
Bobby Wagner	9	6	3	0.0	0.0	0
Riq Woolen	6	6	0	0.0	0.0	0

FIELD GOALS	FGM/FGA	PERCENT	RESULTS
Jason Myers	1-1	100.0	33G
TOTAL	1-1	100.0	

BALTIMORE RAVENS

PASSING	ATT	CP	YDS	SK/YD	TD	LG	INT	RTG
Lamar Jackson	26	21	187	1/8	0	17	0	96.6
Tyler Huntley	7	5	38	0/0	1	13	0	123.8
TOTAL	33	26	225	1/8	1	17	0	105.2

RUSHING	ATT	YDS	AVG	LG	TD
Keaton Mitchell	9	138	15.3	60	1
Lamar Jackson	10	60	6.0	23	0
Gus Edwards	5	52	10.4	42	2
Justice Hill	13	40	3.1	9	0
Tyler Huntley	4	8	2.0	8	0
TOTAL	41	298	7.3	60	3

RECEIVING	NO	YDS	AVG	LG	TD
Mark Andrews	9	80	8.9	16	0
Odell Beckham Jr.	5	56	11.2	15	1
Isaiah Likely	4	42	10.5	17	0
Rashod Bateman	3	28	9.3	15	0
Devin Duvernay	2	10	5.0	7	0
Zay Flowers	1	11	11.0	11	0
Nelson Agholor	1	2	2.0	2	0
Keaton Mitchell	1	-4	-4.0	-4	0
TOTAL	26	225	8.7	17	1

TOP DEFENSE	TOT	SOLO	AST	SCK	YDS	INT
Patrick Queen	6	5	1	0.0	0.0	0
Roquan Smith	5	3	2	0.0	0.0	0
Justin Madubuike	4	4	0	1.0	7.0	0

FIELD GOALS	FGM/FGA	PERCENT	RESULTS
Justin Tucker	3-3	100.0	37G, 45G, 31G
TOTAL	3-3	100.0	

GAME HIGHLIGHTS

- Baltimore's defense permitted 0 TDs, a season-low 151 total yards (123 passing & 28 rushing) and just 6 first downs, holding Seattle to 1-of-12 (8.3%) on third down. The 6 first downs allowed tie for the second fewest in Ravens franchise history.
- Baltimore registered season highs in total yards (515), rushing yards (298) and first downs (29). The Ravens' 515 yards are the seventh most in franchise history, while the 298 rushing yards rank as the fourth most.
- Undrafted rookie free agent **RB Keaton Mitchell** rushed for a game-high 138 yards and 1 TD on 9 carries (15.3 avg.). His 138 rushing yards are the most in a game by an undrafted Ravens rookie. **RB Gus Edwards** posted his third-straight game with at least 1 rushing TD and his second-straight game with multiple.
- On his 31st birthday, **WR Odell Beckham Jr.** recorded a season-high 5 catches for 56 yards and his first TD reception as a Raven.
- With 1 sack, **DT Justin Madubuike** set a new Ravens record for the longest streak of consecutive games (six) with at least a half-sack. **OLB Kyle Van Noy** recorded 2 sacks, including 1 sack-fumble, on back-to-back plays late in the second quarter.
- S Geno Stone** notched an INT for the fourth game in a row, marking the second-longest streak in franchise history. His 6 picks are the most by a Raven through nine games.

Team Statistics

	Seahawks	Ravens
First Downs	6	29
3rd-Down Eff. (Made/Att/Pct)	1/12/8%	6/13/46%
4th-Down Eff. (Made/Att/Pct)	0/1/0%	1/2/50%
Total Net Yards	151	515
Total Plays	47	75
Yards Per Play	3.2	6.9
Rushes/Net Yards	15/28	41/298
Net Passing	123	217
Pass Attempts/Completions	28/13	33/26
Had Intercepted	1	0
Sacked/Yards Lost	4/34	1/8
Punts/Average	7/45.7	2/56.5
Penalties/Yards	5/29	3/11
Fumbles/Lost	1/1	3/2
Possession Time	19:56	40:04



GAME 10: BROWNS 33, RAVENS 31

Cleveland (6-3) • Baltimore (7-3)

Sunday, November 12, 2023 • 1:00 PM EST • M&T Bank Stadium • Baltimore

Clear Temp: 49° F, Humidity: 46%, Wind: N 4 mph • Attendance: 70,424 • Time: 3:22



Cleveland Browns	3	6	8	16	—	33
Baltimore Ravens	17	0	7	7	—	31

SCORING DRIVES

TEAM	QTR	TIME	SCORING PLAY	CLE	BAL
Ravens	1	14:20	K.Hamilton 18 yd. interception return (J.Tucker kick)	0	7
Ravens	1	10:13	K.Mitchell 39 yd. run (J.Tucker kick) (5-79, 2:38)	0	14
Browns	1	07:27	D.Hopkins 36 yd. Field Goal (10-49, 2:46)	3	14
Ravens	1	03:29	J.Tucker 37 yd. Field Goal (8-56, 3:58)	3	17
Browns	2	07:30	D.Hopkins 28 yd. Field Goal (12-70, 7:16)	6	17
Browns	2	01:02	D.Hopkins 23 yd. Field Goal (6-33, 1:12)	9	17
Ravens	3	12:29	O.Beckham 40 yd. pass from L.Jackson (J.Tucker kick) (6-78, 2:31)	9	24
Browns	3	02:20	K.Hunt 3 yd. run (D.Watson run) (17-75,10:09)	17	24
Ravens	4	11:34	G.Edwards 1 yd. run (J.Tucker kick) (7-12, 3:17)	17	31
Browns	4	08:57	E.Moore 10 yd. pass from D.Watson (D.Hopkins kick) (6-75, 2:37)	24	31
Browns	4	08:16	G.Newsome 34 yd. interception return (kick failed, wl)	30	31
Browns	4	00:00	D.Hopkins 40 yd. Field Goal (12-58, 4:55)	33	31

CLEVELAND BROWNS (HEAD COACH: KEVIN STEFANSKI)

OFFENSE			DEFENSE		
WR	2	A. Cooper	DE	95	M. Garrett
LT	64	G. Christian	DT	96	J. Elliott
LG	75	J. Bitonio	DT	94	D. Tomlinson
C	55	E. Pocic	DE	99	Z. Smith
RG	77	W. Teller	LB	5	A. Walker Jr.
RT	66	J. Hudson III	LB	6	J. Owusu-Koramoah
TE	85	D. Njoku	LB	44	S. Takitaki
TE	88	H. Bryant	CB	21	D. Ward
TE	84	J. Akins	CB	23	M. Emerson Jr.
QB	4	D. Watson	S	22	G. Delpit
RB	34	J. Ford	S	1	J. Thornhill

BALTIMORE RAVENS (HEAD COACH: JOHN HARBAUGH)

OFFENSE			DEFENSE		
WR	7	R. Bateman	DT	92	J. Madubuike
WR	4	Z. Flowers	NT	58	M. Pierce
LT	79	R. Stanley	DE	96	B. Washington
LG	76	J. Simpson	OLB	40	M. Harrison
C	64	T. Linderbaum	MLB	0	R. Smith
RG	70	K. Zeitler	WLB	6	P. Queen
RT	65	P. Mekari	OLB	24	J. Clowney
TE	89	M. Andrews	CB	44	M. Humphrey
QB	8	L. Jackson	SS	14	K. Hamilton
RB	35	G. Edwards	FS	32	M. Williams
FB	42	P. Ricard	CB	21	B. Stephens

OFFICIALS: Referee: Land Clark (130), Umpire: Paul King (121), Down Judge: Tom Stephan (68), Line Judge: Brian Bolinger (40), Field Judge: Jabir Walker (26), Side Judge: Dominique Pender (114), Back Judge: Brad Freeman (88), Replay Official: Bob Hubbell, Replay Assistant: Jim Van Geffen

CLEVELAND BROWNS

PASSING	ATT	CP	YDS	SK/YD	TD	LG	INT	RTG
Deshaun Watson	34	20	213	4/18	1	28	1	74.8
P.J. Walker	1	0	0	0/0	0	0	0	39.6
TOTAL	35	20	213	4/18	1	28	1	72.7

RUSHING	ATT	YDS	AVG	LG	TD
Jerome Ford	17	107	6.3	28	0
Deshaun Watson	8	37	4.6	16	0
Kareem Hunt	10	32	3.2	13	1
Harrison Bryant	1	2	2.0	2	0
TOTAL	36	178	4.9	28	1

RECEIVING	NO	YDS	AVG	LG	TD
Amari Cooper	6	98	16.3	28	0
David Njoku	6	58	9.7	23	0
Elijah Moore	5	44	8.8	19	1
Jordan Akins	1	8	8.0	8	0
Harrison Bryant	1	3	3.0	3	0
Jerome Ford	1	2	2.0	2	0
TOTAL	20	213	10.7	28	1

TOP DEFENSE	TOT	SOLO	AST	SCK	YDS	INT
Martin Emerson Jr.	8	6	2	0.0	0.0	0
Jeremiah Owusu-Koramoah	7	4	3	0.5	4.5	0
Grant Delpit	5	4	1	0.0	0.0	0

FIELD GOALS	FGM/FGA	PERCENT	RESULTS
Dustin Hopkins	4-4	100.0	36G, 28G, 23G, 40G
TOTAL	4-4	100.0	

GAME HIGHLIGHTS

- With a 33-31 defeat to Cleveland on a game-winning FG as time expired, Baltimore dropped to 7-3 on the season and had its winning streak snapped at four games.
- Baltimore led the entire game, including by 14 points in both the first and fourth quarters, until the decisive Browns' 40-yard FG as time expired.
- With a **S Kyle Hamilton** pick-6 on the Ravens' first defensive series and a 39-yard rushing TD by **RB Keaton Mitchell** on their first offensive possession, it marked the third time in franchise history that Baltimore posted a TD on its initial defensive-offensive sequence to open a game (also 10/8/17 at Oak. & 11/5/06 vs. Cin.).
- By recording a 39-yard rushing TD to cap Baltimore's first offensive possession, Mitchell became the first player in Ravens history and the NFL's first undrafted rookie since at least 2000 to post rushing TDs of at least 35 yards in consecutive games.
- **ILB Roquan Smith** posted a team- and career-high 21 tackles (14 solo), becoming the NFL's only player to reach 20 tackles in a single game this season. Smith's 21 tackles are the fifth-highest single-game total in franchise history, with LB Ray Lewis owning each of the Top 4 marks.
- **WR Odell Beckham Jr.** capped Baltimore's second-half opening possession with a 40-yard TD reception, marking his second-consecutive game with a score.

BALTIMORE RAVENS

PASSING	ATT	CP	YDS	SK/YD	TD	LG	INT	RTG
Lamar Jackson	23	13	223	3/23	1	40t	2	67.8
TOTAL	23	13	223	3/23	1	40T	2	67.8

RUSHING	ATT	YDS	AVG	LG	TD
Lamar Jackson	8	41	5.1	9	0
Keaton Mitchell	3	34	11.3	39t	1
Gus Edwards	11	24	2.2	6	1
Justice Hill	2	7	3.5	4	0
TOTAL	24	106	4.4	39T	2

RECEIVING	NO	YDS	AVG	LG	TD
Zay Flowers	5	73	14.6	18	0
Mark Andrews	2	44	22.0	36	0
Rashod Bateman	2	25	12.5	18	0
Odell Beckham Jr.	1	40	40.0	40t	1
Keaton Mitchell	1	32	32.0	32	0
Isaiah Likely	1	5	5.0	5	0
Gus Edwards	1	4	4.0	4	0
TOTAL	13	223	17.2	40T	1

TOP DEFENSE	TOT	SOLO	AST	SCK	YDS	INT
Roquan Smith	21	14	7	0.0	0.0	0
Patrick Queen	9	6	3	0.0	0.0	0
Kyle Hamilton	8	8	0	0.0	0.0	1

FIELD GOALS	FGM/FGA	PERCENT	RESULTS
Justin Tucker	1-2	50.0	37G, 55B
TOTAL	1-2	50.0	

Team Statistics

	Browns	Ravens
First Downs	24	17
3rd-Down Eff. (Made/Att/Pct)	8/16/50%	2/8/25%
4th-Down Eff. (Made/Att/Pct)	1/2/50%	0/0/0%
Total Net Yards	373	306
Total Plays	75	50
Yards Per Play	5.0	6.1
Rushes/Net Yards	36/178	24/106
Net Passing	195	200
Pass Attempts/Completions	35/20	23/13
Had Intercepted	1	2
Sacked/Yards Lost	4/18	3/23
Punts/Average	2/44.5	3/53.7
Penalties/Yards	10/55	7/64
Fumbles/Lost	2/1	0/0
Possession Time	34:15	25:45



GAME 11: BENGALS 20, RAVENS 34

Cincinnati (5-5) • Baltimore (8-3)

Thursday, November 16, 2023 • 8:15 PM EST • M&T Bank Stadium • Baltimore

Clear Temp: 56° F, Humidity: 54%, Wind: NNW 1 mph • Attendance: 70,997 • Time: 3:08



Cincinnati Bengals	3	7	3	7	—	20
Baltimore Ravens	7	14	6	7	—	34

SCORING DRIVES

TEAM	QTR	TIME	SCORING PLAY	CIN	BAL
Ravens	1	10:02	G.Edwards 3 yd. run (J.Tucker kick) (9-75, 4:58)	0	7
Bengals	1	07:32	E.McPherson 50 yd. Field Goal (7-44, 2:30)	3	7
Bengals	2	05:49	J.Mixon 4 yd. pass from J.Burrow (E.McPherson kick) (12-82, 7:22)	10	7
Ravens	2	02:20	N.Agholor 37 yd. pass from L.Jackson (J.Tucker kick) (7-75, 3:29)	10	14
Ravens	2	00:23	R.Bateman 10 yd. pass from L.Jackson (J.Tucker kick) (7-80, 1:07)	10	21
Bengals	3	09:56	E.McPherson 26 yd. Field Goal (10-67, 5:04)	13	21
Ravens	3	04:02	J.Tucker 25 yd. Field Goal (10-68, 5:54)	13	24
Ravens	3	00:26	J.Tucker 47 yd. Field Goal (5-27, 1:45)	13	27
Ravens	4	04:49	G.Edwards 3 yd. run (J.Tucker kick) (6-68, 3:36)	13	34
Bengals	4	01:08	J.Chase 2 yd. pass from J.Browning (E.McPherson kick) (8-75, 3:41)	20	34

CINCINNATI BENGALS (HEAD COACH: ZAC TAYLOR)

OFFENSE			DEFENSE		
WR	1	J. Chase	LDE	96	C. Sample
LT	75	O. Brown Jr.	NT	98	D. Reader
LG	67	C. Volson	DT	92	B. Hill
C	64	T. Karras	RDE	91	T. Hendrickson
RG	65	A. Cappa	LB	55	L. Wilson
RT	73	J. Williams	LB	57	G. Pratt
TE	89	D. Sample	LB	59	A. Davis-Gaither
WR	83	T. Boyd	CB	29	C. Taylor-Britt
WR	16	T. Irwin	CB	20	D. Turner II
QB	9	J. Burrow	S	33	N. Scott
HB	28	J. Mixon	S	23	D. Hill

BALTIMORE RAVENS (HEAD COACH: JOHN HARBAUGH)

OFFENSE			DEFENSE		
WR	7	R. Bateman	DT	92	J. Madubuike
WR	4	Z. Flowers	NT	58	M. Pierce
LT	65	P. Mekari	OLB	99	O. Oweh
LG	76	J. Simpson	MLB	0	R. Smith
C	64	T. Linderbaum	WLB	6	P. Queen
RG	70	K. Zeitler	OLB	24	J. Clowney
RT	78	M. Moses	CB	21	B. Stephens
TE	89	M. Andrews	SS	14	K. Hamilton
QB	8	L. Jackson	FS	32	M. Williams
RB	35	G. Edwards	CB	28	R. Darby
FB	42	P. Ricard	DB	26	G. Stone

OFFICIALS: Referee: Adrian Hill (29), Umpire: Roy Ellison (81), Down Judge: David Oliver (24), Line Judge: Julian Mapp (10), Back Judge: Greg Steed (12), Field Judge: Mearl Robinson (31), Side Judge: Jim Quirk (5), Replay Official: Roddy Ames

CINCINNATI BENGALS

PASSING	ATT	CP	YDS	SK/YD	TD	LG	INT	RTG
Joe Burrow	17	11	101	2/14	1	21	0	100.4
Jake Browning	14	8	68	3/19	1	19	0	93.8
TOTAL	31	19	169	5/33	2	21	0	97.4

RUSHING	ATT	YDS	AVG	LG	TD
Joe Mixon	16	69	4.3	14	0
Jake Browning	4	40	10.0	19	0
Trayveon Williams	2	20	10.0	15	0
Joe Burrow	1	7	7.0	7	0
TOTAL	23	136	5.9	19	0

RECEIVING	NO	YDS	AVG	LG	TD
Joe Mixon	5	31	6.2	9	1
Tanner Hudson	4	49	12.3	21	0
Trenton Irwin	3	36	12.0	14	0
Tyler Boyd	3	22	7.3	13	0
Drew Sample	2	19	9.5	13	0
JaMarr Chase	2	12	6.0	10	1
TOTAL	19	169	8.9	21	2

TOP DEFENSE	TOT	SOLO	AST	SCK	YDS	INT
Jordan Battle	11	10	1	0.0	0.0	0
Logan Wilson	9	6	3	0.0	0.0	0
Dax Hill	7	6	1	0.0	0.0	0

FIELD GOALS	FGM/FGA	PERCENT	RESULTS
Evan McPherson	2-3	66.7	50G, 53WL, 26G
TOTAL	2-3	66.0	

BALTIMORE RAVENS

PASSING	ATT	CP	YDS	SK/YD	TD	LG	INT	RTG
Lamar Jackson	26	16	264	3/16	2	51	0	121.3
TOTAL	26	16	264	3/16	2	51	0	121.3

RUSHING	ATT	YDS	AVG	LG	TD
Gus Edwards	12	62	5.2	26	2
Lamar Jackson	9	54	6.0	8	0
Keaton Mitchell	8	33	4.1	21	0
Zay Flowers	1	7	7.0	7	0
Justice Hill	1	1	1.0	1	0
TOTAL	31	157	5.1	26	2

RECEIVING	NO	YDS	AVG	LG	TD
Odell Beckham Jr.	4	116	29.0	51	0
Zay Flowers	3	43	14.3	33	0
Mark Andrews	2	23	11.5	14	0
Gus Edwards	2	8	4.0	4	0
Nelson Agholor	1	37	37.0	37t	1
Charlie Kolar	1	13	13.0	13	0
Rashod Bateman	1	10	10.0	10t	1
Keaton Mitchell	1	8	8.0	8	0
Justice Hill	1	6	6.0	6	0
TOTAL	16	264	16.5	51	2

TOP DEFENSE	TOT	SOLO	AST	SCK	YDS	INT
Patrick Queen	11	9	2	0.0	0.0	0
Roquan Smith	10	4	6	0.0	0.0	0
Marcus Williams	7	5	2	0.0	0.0	0

FIELD GOALS	FGM/FGA	PERCENT	RESULTS
Justin Tucker	2-2	100.0	25G, 47G
TOTAL	2-2	100.0	

GAME HIGHLIGHTS

- The Ravens' defense posted 5 sacks from five different players. **OLB Tavius Robinson** recorded his first-career QB takedown and became the 14th Raven to register a sack this season. **DT Justin Madubuike** recorded a full sack for the sixth-consecutive game, setting a record for the longest such streak in Ravens history.
- QB Lamar Jackson** completed 16-of-26 passes for 264 yards and 2 TDs (121.3 rating), while adding 54 rushing yards on 9 attempts.
- RB Gus Edwards** rushed for a team-high 61 yards on 12 carries (5.2 avg.), scoring 2 ground TDs. He became the third Raven in franchise history to record a rushing TD in five straight games.
- WR Odell Beckham Jr.** posted 4 catches for a season-high 116 yards, including a game-long 51-yard grab. **WR Zay Flowers** recorded 3 catches for 43 yards, including a 33-yard reception on Baltimore's opening drive that gave him the Ravens' record for the most catches (51) in a rookie season, surpassing Torrey Smith's 50 in 2011.
- TE Mark Andrews** sustained what could be a season-ending ankle injury in the first quarter.

Team Statistics

	Bengals	Ravens
First Downs	20	22
3rd-Down Eff. (Made/Att/Pct)	2/11/18%	6/12/50%
4th-Down Eff. (Made/Att/Pct)	1/1/100%	0/0/0%
Total Net Yards	272	405
Total Plays	59	60
Yards Per Play	4.6	6.8
Rushes/Net Yards	23/136	31/157
Net Passing	136	248
Pass Attempts/Completions	31/19	26/16
Had Intercepted	0	0
Sacked/Yards Lost	5/33	3/16
Punts/Average	5/43.4	4/45.5
Penalties/Yards	9/78	9/110
Fumbles/Lost	0/0	1/0
Possession Time	29:23	30:37



GAME 12: RAVENS 20, CHARGERS 10

Baltimore (9-3) • L.A. Chargers (4-7)

Sunday, November 26, 2023 • 8:20 PM EST • SoFi Stadium • L.A. Chargers

Temp: 64° F, Humidity: 29%, Wind: W 5 mph • Attendance: 70,240 • Time: 3:04



Baltimore Ravens	0	10	3	7	—	20
Los Angeles Chargers	3	0	0	7	—	10

SCORING DRIVES

TEAM	QTR	TIME	SCORING PLAY	BAL	LAC
Chargers	1	09:03	C.Dicker 39 yd. Field Goal (12-54, 5:57)	0	3
Ravens	2	10:41	Z.Flowers 3 yd. pass from L.Jackson (J.Tucker kick) (12-78, 6:21)	6	3
Ravens	2	01:12	J.Tucker 42 yd. Field Goal (5-10, 2:21)	10	3
Ravens	3	10:53	J.Tucker 48 yd. Field Goal (9-45, 4:07)	13	3
Chargers	4	08:32	G.Everett 3 yd. pass from J.Herbert (C.Dicker kick) (7-60, 2:51)	13	10
Ravens	4	01:36	Z.Flowers 37 yd. run (J.Tucker kick) (3-44, 0:18)	20	10

LOS ANGELES CHARGERS (HEAD COACH: BRANDON STALEY)

OFFENSE			DEFENSE		
WR 15	J. Guyton	DL 98	A. Johnson		
WR 13	K. Allen	DL 95	N. Williams		
TE 7	G. Everett	DL 51	S. Joseph-Day		
LT 70	R. Slater	OLB 52	K. Mack		
LG 77	Z. Johnson	LB 6	E. Kendricks		
C 76	W. Clapp	LB 9	K. Murray Jr.		
RG 68	J. Salyer	CB 26	A. Samuel Jr.		
RT 79	T. Pipkins III	DB 33	D. Leonard		
WR 1	Q. Johnston	S 37	J. Hawkins		
QB 10	J. Herbert	S 3	D. James Jr.		
RB 30	A. Ekeler	S 32	A. Gilman		

BALTIMORE RAVENS (HEAD COACH: JOHN HARBAUGH)

OFFENSE			DEFENSE		
WR 3	O. Beckham Jr.	DT 92	J. Madubuike		
WR 7	R. Bateman	NT 58	M. Pierce		
WR 4	Z. Flowers	DE 24	J. Clowney		
LT 79	R. Stanley	OLB 50	K. Van Noy		
LG 76	J. Simpson	MLB 0	R. Smith		
C 64	T. Linderbaum	WLB 6	P. Queen		
RG 70	K. Zeitler	CB 21	B. Stephens		
RT 78	M. Moses	SS 14	K. Hamilton		
TE 80	I. Likely	FS 32	M. Williams		
QB 8	L. Jackson	CB 28	R. Darby		
RB 34	K. Mitchell	DB 26	G. Stone		

OFFICIALS: Referee: Alan Eck (76), Umpire: Tab Slaughter (110), Down Judge: Fred Bryan (11), Line Judge: Robin DeLorenzo (134), Field Judge: John Jenkins (117), Side Judge: Dale Shaw (104), Back Judge: Greg Meyer (78), Replay Official: Denise Crudup, Replay Assistant: Gerald Frye

BALTIMORE RAVENS

PASSING	ATT	CP	YDS	SK/YD	TD	LG	INT	RTG
Lamar Jackson	32	18	177	2/13	1	21	0	82.4
TOTAL	32	18	177	2/13	1	21	0	82.4

RUSHING	ATT	YDS	AVG	LG	TD
Keaton Mitchell	9	64	7.1	29	0
Lamar Jackson	11	39	3.5	8	0
Zay Flowers	1	37	37.0	37t	1
Justice Hill	5	31	6.2	18	0
Gus Edwards	8	26	3.3	5	0
Devin Duvernay	1	0	0.0	0	0
TOTAL	35	197	5.6	37T	1

RECEIVING	NO	YDS	AVG	LG	TD
Zay Flowers	5	25	5.0	18	1
Isaiah Likely	4	40	10.0	18	0
Odell Beckham Jr.	3	34	11.3	14	0
Keaton Mitchell	2	25	12.5	14	0
Rashod Bateman	2	21	10.5	12	0
Nelson Agholor	1	21	21.0	21	0
Gus Edwards	1	11	11.0	11	0
TOTAL	18	177	9.8	21	1

TOP DEFENSE	TOT	SOLO	AST	SCK	YDS	INT
Roquan Smith	8	5	3	0.0	0.0	0
Patrick Queen	7	5	2	0.0	0.0	0
Brandon Stephens	6	6	0	0.0	0.0	0

FIELD GOALS	FGM/FGA	PERCENT	RESULTS
Justin Tucker	2-3	66.7	42G, 48G, 44WL
TOTAL	2-3	66.0	

LOS ANGELES CHARGERS

PASSING	ATT	CP	YDS	SK/YD	TD	LG	INT	RTG
Justin Herbert	44	29	217	3/24	1	31	1	75.7
TOTAL	44	29	217	3/24	1	31	1	75.7

RUSHING	ATT	YDS	AVG	LG	TD
Justin Herbert	4	47	11.8	35	0
Austin Ekeler	10	32	3.2	6	0
Joshua Kelley	3	8	2.7	3	0
Derius Davis	2	-1	-0.5	1	0
TOTAL	19	86	4.5	35	0

RECEIVING	NO	YDS	AVG	LG	TD
Keenan Allen	14	106	7.6	21	0
Austin Ekeler	5	32	6.4	14	0
Gerald Everett	4	43	10.8	31	1
Joshua Kelley	2	6	3.0	6	0
Alex Erickson	1	17	17.0	17	0
Quentin Johnston	1	7	7.0	7	0
Jalen Guyton	1	4	4.0	4	0
Derius Davis	1	2	2.0	2	0
TOTAL	29	217	7.5	31	1

TOP DEFENSE	TOT	SOLO	AST	SCK	YDS	INT
Alohi Gilman	9	6	3	0.0	0.0	0
Deane Leonard	7	7	0	0.0	0.0	0
Eric Kendricks	7	4	3	0.0	0.0	0

FIELD GOALS	FGM/FGA	PERCENT	RESULTS
Cameron Dicker	1-1	100.0	39G
TOTAL	1-1	100.0	

GAME HIGHLIGHTS

- Baltimore earned its sixth victory of the past seven games and owns an AFC-best 9-3 record heading into its Week 13 bye.
- The Ravens' defense permitted 10 points and 279 total yards (193 passing & 86 rushing), while registering 4 takeaways (3 FRs & 1 INT) and 3 sacks. **DT Justin Madubuike** became the first 10-sack Raven since OLB Terrell Suggs in 2017. **OLB Jadeveon Clowney** posted a fourth-quarter strip-sack that he also recovered, halting a Chargers 19-play, nearly-nine-minute drive at the Ravens 15-yard line.
- Baltimore rushed for 197 yards and 1 TD on 35 carries (5.6 avg.). Five Ravens (**RB Keaton Mitchell** – 64; **QB Lamar Jackson** – 39; **WR Zay Flowers** – 37; **RB Justice Hill** – 31; **RB Gus Edwards** – 25) notched at least 25 rushing yards.
- QB Lamar Jackson** completed 18-of-32 passes for 177 yards and 1 TD, while adding 39 rushing yards on 11 carries to become the fourth and fastest QB (82 games) in NFL history to reach 5,000 rushing yards.
- WR Zay Flowers** posted 5 receptions for 25 yards and 1 TD, while adding a 37-yard rushing score to seal the victory. He became the first Ravens WR ever to reach the end zone through the air and on the ground in a single game.

Team Statistics

	Ravens	Chargers
First Downs	20	16
3rd-Down Eff. (Made/Att/Pct)	4/13/31%	7/15/47%
4th-Down Eff. (Made/Att/Pct)	1/3/33%	1/3/33%
Total Net Yards	361	279
Total Plays	69	66
Yards Per Play	5.2	4.2
Rushes/Net Yards	35/197	19/86
Net Passing	164	193
Pass Attempts/Completions	32/18	44/29
Had Intercepted	0	1
Sacked/Yards Lost	2/13	3/24
Punts/Average	3/40.3	3/52.0
Penalties/Yards	5/42	5/41
Fumbles/Lost	1/0	3/3
Possession Time	33:23	26:37



GAME 13: RAMS 31, RAVENS 37 (OT)

L.A. Rams (6-7) • Baltimore (10-3)

Sunday, December 10, 2023 • 1:00 PM EST • M&T Bank Stadium • Baltimore

Rain Temp: 57° F, Humidity: 91%, Wind: ESE 5 mph • Attendance: 70,492 • Time: 3:37



Los Angeles Rams	3	17	2	9	0	—	31
Baltimore Ravens	7	10	3	11	6	—	37

SCORING DRIVES

TEAM	QTR	TIME	SCORING PLAY	LAR	BAL
Rams	1	05:35	L.Havrisik 27 yd. Field Goal (13-67, 6:01)	3	0
Ravens	1	00:25	I.Likely 54 yd. pass from L.Jackson (J.Tucker kick) (3-66, 1:29)	3	7
Rams	2	12:01	C.Kupp 6 yd. pass from M.Stafford (L.Havrisik kick) (7-75, 3:24)	10	7
Ravens	2	09:40	O.Beckham 46 yd. pass from L.Jackson (J.Tucker kick) (5-75, 2:21)	10	14
Rams	2	05:00	D.Allen 7 yd. pass from M.Stafford (L.Havrisik kick) (9-75, 4:40)	17	14
Rams	2	01:45	L.Havrisik 51 yd. Field Goal (7-18, 3:01)	20	14
Ravens	2	00:09	J.Tucker 31 yd. Field Goal (12-62, 1:36)	20	17
Ravens	3	10:02	J.Tucker 47 yd. Field Goal (8-49, 3:32)	20	20
Rams	3	05:54	T.Linderbaum fumble out of bounds in end zone for a Safety	22	20
Ravens	4	11:17	J.Tucker 33 yd. Field Goal (12-65, 5:48)	22	23
Rams	4	04:41	D.Robinson 5 yd. pass from M.Stafford (pass failed) (8-85, 3:20)	28	23
Ravens	4	01:16	Z.Flowers 21 yd. pass from L.Jackson (L.Jackson-Z.Flowers pass) (13-75, 3:25)	28	31
Rams	4	00:07	L.Havrisik 36 yd. Field Goal (7-57, 1:09)	31	31
Ravens	OT	07:42	T.Wallace 76 yd. punt return	31	37

LOS ANGELES RAMS (HEAD COACH: SEAN MCVAY)

OFFENSE			DEFENSE		
WR	17	P. Nacua	DE	92	J. Williams
TE	84	H. Long	NT	95	B. Brown III
LT	77	A. Jackson	DT	99	A. Donald
LG	73	S. Avila	OLB	97	M. Hoecht
C	65	C. Shelton	OLB	0	B. Young
RG	69	K. Dotson	ILB	59	T. Reeder
RT	79	R. Havenstein	ILB	53	E. Jones IV
WR	10	C. Kupp	DB	43	J. Johnson III
WR	5	T. Atwell	CB	1	D. Kendrick
QB	9	R. Stafford	CB	44	A. Witherspoon
RB	23	K. Williams	S	4	J. Fuller

BALTIMORE RAVENS (HEAD COACH: JOHN HARBAUGH)

OFFENSE			DEFENSE		
WR	7	R. Bateman	DT	92	J. Madubuike
WR	4	Z. Flowers	NT	58	M. Pierce
LT	79	R. Stanley	DE	24	J. Clowney
LG	76	J. Simpson	OLB	99	O. Oweh
C	64	T. Linderbaum	MLB	0	R. Smith
RG	70	K. Zeitter	WLB	6	P. Queen
RT	78	M. Moses	CB	44	M. Humphrey
TE	88	C. Kolar	SS	14	K. Hamilton
QB	8	L. Jackson	FS	32	M. Williams
RB	35	G. Edwards	CB	21	B. Stephens
FB	42	P. Ricard	DB	26	G. Stone

OFFICIALS: Referee: Scott Novak (1), Umpire: Mark Pellis (131), Down Judge: Brian Sakowski (112), Line Judge: Mark Stewart (75), Back Judge: Terrence Miles (111), Field Judge: Trawick Boger (23), Side Judge: David Meslow (118), Replay Official: Matt Sumstine

LOS ANGELES RAMS

PASSING	ATT	CP	YDS	SK/YD	TD	LG	INT	RTG
Matthew Stafford	41	23	294	2/12	3	34	0	103.1
TOTAL	41	23	294	2/12	3	34	0	103.1

RUSHING	ATT	YDS	AVG	LG	TD
Kyren Williams	25	114	4.6	14	0
Royce Freeman	3	9	3.0	3	0
Puka Nacua	1	6	6.0	6	0
Matthew Stafford	1	-1	-1.0	-1	0
TOTAL	30	128	4.3	14	0

RECEIVING	NO	YDS	AVG	LG	TD
Cooper Kupp	8	115	14.4	34	1
Puka Nacua	5	84	16.8	34	0
Davis Allen	4	50	12.5	21	1
Demarcus Robinson	3	46	15.3	22	1
Kyren Williams	3	-1	-0.3	9	0
TOTAL	23	294	12.8	34	3

TOP DEFENSE	TOT	SOLO	AST	SCK	YDS	INT
Ernest Jones IV	10	6	4	1.0	0.0	0
John Johnson III	8	7	1	0.0	0.0	0
Michael Hoecht	7	4	3	0.0	0.0	0

FIELD GOALS	FGM/FGA	PERCENT	RESULTS
Lucas Havrisik	3-3	100.0	27G, 51G, 36G
TOTAL	3-3	100.0	

GAME HIGHLIGHTS

- Baltimore defeated the Rams, 37-31, in an OT thriller that ended with a **WR Tylan Wallace** 76-yard walk-off PR. The score marked the NFL's fourth game-winning PR-TD in OT since 1960, with the last actually happening earlier this season (NYJ's Xavier Gipson, 65 yards vs. Buf. on 9/11/23). The other two "walk-off" OT PR-TDs in league history occurred in 2011 (Patrick Peterson) and 1995 (Tamarick Vanover).
- Baltimore registered 2 sacks (**DT Justin Madubuike** & **NT Travis Jones**) and 8 TFL in today's game, including 6 TFL in the third quarter. Baltimore's 6 TFL in the third quarter tie (10/26/17 vs. Mia.) for the most in a single quarter of a game in franchise history. Meanwhile, the offense totaled 37 points, 449 yards (310 passing & 139 rushing) and 23 first downs (17 via pass & 6 via rush).
- QB Lamar Jackson** completed 24-of-43 passes for 316 yards and 3 TDs with 1 INT (92.8 rating), while adding 70 rushing yards on 11 carries. He became the first QB in NFL history with multiple performances of at least 300 passing yards, 3 passing TDs and 70 rushing yards (also 9/18/22 vs. Mia.). With 3 passing TDs, Jackson (18 games) surpassed QB Joe Flacco for the most games with at least 3 passing TDs in franchise history.
- WR Odell Beckham** (46 yards), **WR Zay Flowers** (21 yards) and **TE Isaiah Likely** (54 yards) each posted a TD grab. Flowers' 21-yarder helped Baltimore re-gain the lead (29-28) with 1:16 remaining in the fourth quarter. He then hauled in the subsequent two-point conversion to put Baltimore ahead, 31-28.

BALTIMORE RAVENS

PASSING	ATT	CP	YDS	SK/YD	TD	LG	INT	RTG
Lamar Jackson	43	24	316	2/6	3	54t	1	92.8
TOTAL	43	24	316	2/6	3	54T	1	92.8

RUSHING	ATT	YDS	AVG	LG	TD
Lamar Jackson	11	70	6.4	16	0
Keaton Mitchell	9	54	6.0	27	0
Gus Edwards	6	15	2.5	5	0
TOTAL	26	139	5.3	27	0

RECEIVING	NO	YDS	AVG	LG	TD
Zay Flowers	6	60	10.0	21t	1
Isaiah Likely	5	83	16.6	54t	1
Nelson Agholor	5	32	6.4	12	0
Odell Beckham Jr.	4	97	24.3	46t	1
Rashod Bateman	2	24	12.0	14	0
Justice Hill	1	12	12.0	12	0
Keaton Mitchell	1	8	8.0	8	0
TOTAL	24	316	13.2	54T	3

TOP DEFENSE	TOT	SOLO	AST	SCK	YDS	INT
Roquan Smith	10	5	5	0.0	0.0	0
Justin Madubuike	7	5	2	1.0	8.0	0
Kyle Hamilton	7	4	3	0.0	0.0	0

FIELD GOALS	FGM/FGA	PERCENT	RESULTS
Justin Tucker	3-3	100.0	31G, 47G, 33G
TOTAL	3-3	100.0	

Team Statistics

	Rams	Ravens
First Downs	24	23
3rd-Down Eff. (Made/Att/Pct)	6/16/38%	4/12/33%
4th-Down Eff. (Made/Att/Pct)	0/0/0%	0/0/0%
Total Net Yards	410	449
Total Plays	73	71
Yards Per Play	5.6	6.3
Rushes/Net Yards	30/128	26/139
Net Passing	282	310
Pass Attempts/Completions	41/23	43/24
Had Intercepted	0	1
Sacked/Yards Lost	2/12	2/6
Punts/Average	6/51.8	4/47.8
Penalties/Yards	5/34	7/79
Fumbles/Lost	2/0	1/0
Possession Time	34:35	27:43



GAME 14: RAVENS 23, JAGUARS 7

Baltimore (11-3) • Jacksonville (8-6)

Sunday, December 17, 2023 • 8:20 PM EST • EverBank Stadium • Jacksonville

Temp: 58° F, Humidity: 81%, Wind: W 13 mph • Attendance: 68,021 • Time: 3:03



Baltimore Ravens	3	7	0	13	—	23
Jacksonville Jaguars	0	0	7	0	—	7

SCORING DRIVES

TEAM	QTR	TIME	SCORING PLAY	BAL	JAX
Ravens	1	06:21	J.Tucker 43 yd. Field Goal (11-64, 5:51)	3	0
Ravens	2	01:12	I.Likely 16 yd. pass from L.Jackson (J.Tucker kick) (13-60, 4:30)	10	0
Jaguars	3	07:15	J.Agnev 65 yd. pass from T.Lawrence (B.McManus kick) (5-88, 2:59)	10	7
Ravens	4	14:58	G.Edwards 1 yd. run (J.Tucker kick) (5-58, 2:17)	17	7
Ravens	4	08:00	J.Tucker 26 yd. Field Goal (10-69, 5:32)	20	7
Ravens	4	06:01	J.Tucker 34 yd. Field Goal (4-3, 1:35)	23	7

JACKSONVILLE JAGUARS (HEAD COACH: DOUG PEDERSON)

OFFENSE			DEFENSE		
WR	7	Z. Jones	NT	52	D. Hamilton
LT	72	W. Little	DL	94	F. Fatukasi
LG	76	E. Cleveland	DL	95	R. Robertson-Harris
C	79	L. Fortner	OLB	41	J. Allen
RG	68	B. Scherff	LB	23	F. Oluokun
RT	77	A. Harrison	LB	33	D. Lloyd
OL	73	B. Hance	OLB	44	T. Walker
TE	89	L. Farrell	CB	30	M. Brown
QB	16	T. Lawrence	CB	31	D. Williams
RB	1	T. Etienne Jr.	FS	42	A. Wingard
WR	0	C. Ridley	SS	2	R. Jenkins

BALTIMORE RAVENS (HEAD COACH: JOHN HARBAUGH)

OFFENSE			DEFENSE		
WR	7	R. Bateman	DT	92	J. Madubuike
WR	4	Z. Flowers	NT	58	M. Pierce
LT	79	R. Stanley	DE	97	B. Urban
LG	76	J. Simpson	OLB	24	J. Clowney
C	64	T. Linderbaum	MLB	0	R. Smith
RG	70	K. Zeitler	WLB	6	P. Queen
RT	78	M. Moses	OLB	40	M. Harrison
TE	88	C. Kolar	CB	44	M. Humphrey
QB	8	L. Jackson	SS	14	K. Hamilton
RB	34	K. Mitchell	FS	32	M. Williams
FB	42	P. Ricard	CB	21	B. Stephens

OFFICIALS: Referee: Shawn Smith (14), Umpire: Bryan Neale (92), Field Judge: Dyrrol Prioleau (109), Down Judge: Jay Bilbo (84), Side Judge: Clay Reynard (18), Line Judge: Jeff Seeman (45), Back Judge: Dino Paganelli (105), Replay Official: Mike Wimmer, Replay Assistant: Sebrina Brunson

BALTIMORE RAVENS

PASSING	ATT	CP	YDS	SK/YD	TD	LG	INT	RTG
Lamar Jackson	24	14	171	3/26	1	26	1	76.9
TOTAL	24	14	171	3/26	1	26	1	76.9

RUSHING	ATT	YDS	AVG	LG	TD
Lamar Jackson	12	97	8.1	21	0
Keaton Mitchell	9	73	8.1	24	0
Gus Edwards	16	58	3.6	20	1
Justice Hill	5	23	4.6	8	0
TOTAL	42	251	6.0	24	1

RECEIVING	NO	YDS	AVG	LG	TD
Isaiah Likely	5	70	14.0	26	1
Rashod Bateman	3	39	13.0	18	0
Keaton Mitchell	2	15	7.5	15	0
Charlie Kolar	1	15	15.0	15	0
Odell Beckham Jr.	1	14	14.0	14	0
Gus Edwards	1	11	11.0	11	0
Zay Flowers	1	7	7.0	7	0
TOTAL	14	171	12.2	26	1

TOP DEFENSE	TOT	SOLO	AST	SCK	YDS	INT
Kyle Hamilton	7	6	1	0.0	0.0	0
Roquan Smith	7	4	3	0.0	0.0	0
Marcus Williams	5	4	1	0.0	0.0	0

FIELD GOALS	FGM/FGA	PERCENT	RESULTS
Justin Tucker	3-3	100.0	43G, 26G, 34G
TOTAL	3-3	100.0	

JACKSONVILLE JAGUARS

PASSING	ATT	CP	YDS	SK/YD	TD	LG	INT	RTG
Trevor Lawrence	43	25	264	1/6	1	65t	0	83.9
TOTAL	43	25	264	1/6	1	65T	0	83.9

RUSHING	ATT	YDS	AVG	LG	TD
Trevor Lawrence	4	41	10.3	13	0
Travis Etienne Jr.	10	31	3.1	7	0
D'Ernest Johnson	2	5	2.5	4	0
Tank Bigsby	1	-2	-2.0	-2	0
TOTAL	17	75	4.4	13	0

RECEIVING	NO	YDS	AVG	LG	TD
Zay Jones	5	59	11.8	36	0
Calvin Ridley	5	39	7.8	13	0
Evan Engram	4	28	7.0	11	0
Travis Etienne Jr.	4	28	7.0	13	0
Parker Washington	4	12	3.0	6	0
Jamal Agnew	2	70	35.0	65t	1
Luke Farrell	1	28	28.0	28	0
TOTAL	25	264	10.6	65T	1

TOP DEFENSE	TOT	SOLO	AST	SCK	YDS	INT
Andrew Wingard	11	10	1	0.0	0.0	0
Devin Lloyd	11	8	3	0.0	0.0	0
Foyesade Oluokun	10	8	2	0.0	0.0	0

FIELD GOALS	FGM/FGA	PERCENT	RESULTS
Brandon McManus	0-2	0.0	50RU, 55WL
TOTAL	0-2	0.0	

GAME HIGHLIGHTS

- Baltimore clinched its 11th playoff berth during head coach John Harbaugh's 16 years at the helm.
- Baltimore rushed for 251 yards and 1 TD on 42 carries (6.0 avg.), eclipsing triple digits in ground yards for the 30th-straight game. The 30-game streak with at least 100 rushing yards ties for the fourth longest of its kind since the 1970 merger.
- The Ravens' defense permitted 7 points and limited Jacksonville to 3-of-13 (23.1%) on third down and 0-for-3 in the red zone.
- With a team-high 4 QBHs and a strip-sack of QB Trevor Lawrence, **DT Justin Madubuike** tied DE Trey Hendrickson (2021) and DT Chris Jones (2018) for the longest streak of consecutive games (11) with at least a half-sack in NFL single-season history.
- QB Lamar Jackson** completed 14-of-24 passes for 171 yards and 1 TD with 1 INT, while adding 12 carries for a team-high 97 yards. With the performance, Jackson tied Mike Vick's record (54) for the most games recording at least 50 rushing yards by a QB in NFL history.
- TE Isaiah Likely** posted 5 receptions for a team-high 70 yards and 1 TD, marking his second-consecutive game with a score. **RB Keaton Mitchell** posted 9 carries for 73 yards (8.1 avg.), while adding 2 receptions for 15 yards, before having to leave the game in the fourth quarter with a season-ending knee injury.

Team Statistics

	Ravens	Jaguars
First Downs	25	16
3rd-Down Eff. (Made/Att/Pct)	5/12/42%	3/13/23%
4th-Down Eff. (Made/Att/Pct)	1/1/100%	2/3/67%
Total Net Yards	396	333
Total Plays	69	61
Yards Per Play	5.7	5.5
Rushes/Net Yards	42/251	17/75
Net Passing	145	258
Pass Attempts/Completions	24/14	43/25
Had Intercepted	1	0
Sacked/Yards Lost	3/26	1/6
Punts/Average	3/43.0	3/49.3
Penalties/Yards	6/54	6/47
Fumbles/Lost	0/0	2/2
Possession Time	34:19	25:41



GAME 15: RAVENS 33, 49ERS 19

Baltimore (12-3) • San Francisco (11-4)

Monday, December 25, 2023 • 8:15 PM EST • Levi's Stadium • San Francisco
Cloudy Temp: 56° F, Humidity: 60%, Wind: NW 8 mph • Attendance: 71,812 • Time: 3:18



Baltimore Ravens	3	13	17	0	—	33
San Francisco 49ers	5	7	0	7	—	19

SCORING DRIVES

TEAM	QTR	TIME	SCORING PLAY	BAL	SF
49ers	1	10:24	Penalty on L.Jackson enforced in end zone for a Safety	0	2
49ers	1	05:58	J.Moody 45 yd. Field Goal (10-52, 4:26)	0	5
Ravens	1	00:57	J.Tucker 28 yd. Field Goal (8-65, 5:01)	3	5
Ravens	2	09:35	G.Edwards 1 yd. run (J.Tucker kick) (11-53, 4:41)	10	5
Ravens	2	07:03	J.Tucker 41 yd. Field Goal (4-3, 0:51)	13	5
49ers	2	03:23	C.McCaffrey 9 yd. run (J.Moody kick) (6-67, 3:40)	13	12
Ravens	2	00:00	J.Tucker 28 yd. Field Goal (11-64, 3:23)	16	12
Ravens	3	12:07	N.Agholor 6 yd. pass from L.Jackson (J.Tucker kick) (3-44, 1:10)	23	12
Ravens	3	11:49	Z.Flowers 9 yd. pass from L.Jackson (J.Tucker kick) (1-9, 0:03)	30	12
Ravens	3	02:39	J.Tucker 24 yd. Field Goal (11-89, 6:42)	33	12
49ers	4	06:19	R.Bell 12 yd. pass from S.Darnold (J.Moody kick) (12-90, 4:05)	33	19

SAN FRANCISCO 49ERS (HEAD COACH: KYLE SHANAHAN)

OFFENSE			DEFENSE		
WR	11	B. Aiyuk	DL	94	C. Ferrell
FB	44	K. Juszczyk	DL	98	J. Hargrave
LT	71	T. Williams	DT	99	J. Kinlaw
LG	65	A. Banks	RDE	97	N. Bosa
C	64	J. Brendel	MIKE	54	F. Warner
RG	55	J. Feliciano	LB	57	D. Greenlaw
RT	68	C. McKivitz	DB	2	D. Lenoir
TE	85	G. Kittle	CB	20	A. Thomas
WR	19	D. Samuel	CB	7	C. Ward
QB	13	B. Purdy	S	31	T. Gipson Sr.
RB	23	C. McCaffrey	SS	27	J. Brown

BALTIMORE RAVENS (HEAD COACH: JOHN HARBAUGH)

OFFENSE			DEFENSE		
WR	7	R. Bateman	DT	92	J. Madubuike
WR	4	Z. Flowers	NT	58	M. Pierce
LT	79	R. Stanley	DE	97	B. Urban
LG	76	J. Simpson	OLB	24	J. Clowney
C	64	T. Linderbaum	MLB	0	R. Smith
RG	70	K. Zeitler	WLB	6	P. Queen
RT	78	M. Moses	OLB	40	M. Harrison
TE	80	I. Likely	CB	44	M. Humphrey
QB	8	L. Jackson	SS	14	K. Hamilton
RB	43	J. Hill	FS	32	M. Williams
FB	42	P. Ricard	CB	21	B. Stephens

OFFICIALS: Referee: Bill Vinovich (52), **Down Judge:** Dale Keller (129), **Field Judge:** Joe Blubaugh (57), **Back Judge:** Jimmy Russell (82), **Umpire:** Alex Moore (49), **Line Judge:** Mark Perlman (9), **Side Judge:** Jimmy Buchanan (86), **Replay Official:** Mark Butterworth

BALTIMORE RAVENS

PASSING	ATT	CP	YDS	SK/YD	TD	LG	INT	RTG
Lamar Jackson	35	23	252	2/11	2	39	0	105.9
TOTAL	35	23	252	2/11	2	39	0	105.9

RUSHING	ATT	YDS	AVG	LG	TD
Lamar Jackson	7	45	6.4	30	0
Gus Edwards	9	31	3.4	13	1
Justice Hill	10	26	2.6	6	0
TOTAL	26	102	3.9	30	1

RECEIVING	NO	YDS	AVG	LG	TD
Zay Flowers	9	72	8.0	13	1
Isaiah Likely	3	56	18.7	34	0
Justice Hill	3	31	10.3	23	0
Nelson Agholor	3	10	3.3	6t	1
Odell Beckham Jr.	2	13	6.5	8	0
Gus Edwards	1	39	39.0	39	0
Charlie Kolar	1	17	17.0	17	0
Rashod Bateman	1	14	14.0	14	0
TOTAL	23	252	11.0	39	2

TOP DEFENSE	TOT	SOLO	AST	SCK	YDS	INT
Roquan Smith	8	2	6	0.0	0.0	0
Marcus Williams	7	5	2	0.0	0.0	1
Patrick Queen	7	2	5	0.0	0.0	1

FIELD GOALS	FGM/FGA	PERCENT	RESULTS
Justin Tucker	4-4	100.0	28G, 41G, 28G, 24G
TOTAL	4-4	100.0	

SAN FRANCISCO 49ERS

PASSING	ATT	CP	YDS	SK/YD	TD	LG	INT	RTG
Brock Purdy	32	18	255	2/8	0	58	4	42.6
Sam Darnold	14	8	81	2/20	1	24	1	67.9
TOTAL	46	26	336	4/28	1	58	5	47.3

RUSHING	ATT	YDS	AVG	LG	TD
Christian McCaffrey	14	103	7.4	39	1
Sam Darnold	1	9	9.0	9	0
Deebo Samuel	2	7	3.5	6	0
Brock Purdy	1	2	2.0	2	0
TOTAL	18	121	6.7	39	1

RECEIVING	NO	YDS	AVG	LG	TD
George Kittle	7	126	18.0	58	0
Brandon Aiyuk	6	113	18.8	33	0
Christian McCaffrey	6	28	4.7	12	0
Deebo Samuel	4	47	11.8	20	0
Ronnie Bell	1	12	12.0	12t	1
Kyle Juszczyk	1	5	5.0	5	0
Willie Snead IV	1	5	5.0	5	0
TOTAL	26	336	12.9	58	1

TOP DEFENSE	TOT	SOLO	AST	SCK	YDS	INT
Dre Greenlaw	12	2	10	0.0	0.0	0
Fred Warner	10	5	5	0.0	0.0	0
Tashaun Gipson Sr.	7	6	1	0.0	0.0	0

FIELD GOALS	FGM/FGA	PERCENT	RESULTS
Jake Moody	1-1	100.0	45G
TOTAL	1-1	100.0	

GAME HIGHLIGHTS

- The Ravens registered their fifth-straight win after beating the 49ers in the third regular season matchup between teams with the best outright record in each conference in December or later since the 1970 merger.
- Baltimore recorded 5 INTs (2 by **S Kyle Hamilton** and 1 apiece by **CB Marlon Humphrey**, **ILB Patrick Queen** and **S Marcus Williams**) in the game, scoring 17 points off the takeaways. The 5 picks tied (10/14/07 vs. STL) for the most in a single game in franchise history. The Ravens also posted 4 sacks (2 by **DE Brent Urban**, and 1 apiece by **DE/OLB Jadeveon Clowney** and **OLB Kyle Van Noy**).
- After a punt on Baltimore's first possession of the game and a safety on its second, the Ravens scored points on each of their next 7 drives. This ties (11/25/19 at LAR) for the longest Ravens streak since at least 2000 (when data became available).
- QB Lamar Jackson** completed 23-of-35 passes for 2 TDs (105.9 rating), adding a team-high 45 rushing yards on 7 attempts (6.4 avg.). With this performance, he set a new career high (3,357) in passing yards, besting his 2019 MVP campaign (3,105).
- S Kyle Hamilton** registered 5 tackles (3 solo), 2 INTs and a career-high 3 PD. He became the youngest player in franchise history (22) with a multi-INT performance. He became the first NFL defender with at least 4 INTs and 10 TFL this season. These marks had not been accomplished in a single season since S Tyrann Mathieu in 2015.

Team Statistics

	Ravens	49ers
First Downs	23	21
3rd-Down Eff. (Made/Att/Pct)	4/11/36%	6/14/43%
4th-Down Eff. (Made/Att/Pct)	1/1/100%	1/3/33%
Total Net Yards	343	429
Total Plays	63	68
Yards Per Play	5.4	6.3
Rushes/Net Yards	26/102	18/121
Net Passing	241	308
Pass Attempts/Completions	35/23	46/26
Had Intercepted	0	5
Sacked/Yards Lost	2/11	4/28
Rushes/Average	3/43.3	2/56.0
Penalties/Yards	6/67	10/102
Fumbles/Lost	0/0	0/0
Possession Time	31:14	28:46



GAME 16: DOLPHINS 19, RAVENS 56

Miami (11-5) • Baltimore (13-3)

Sunday, December 31, 2023 • 1:00 PM EST • M&T Bank Stadium • Baltimore
Clear Temp: 50° F, Humidity: 41%, Wind: WNW 7 mph • Attendance: 71,196 • Time: 3:10



Miami Dolphins	10	3	0	6	—	19
Baltimore Ravens	7	21	7	21	—	56

SCORING DRIVES

TEAM	QTR	TIME	SCORING PLAY	MIA	BAL
Dolphins	1	11:00	C.Wilson 8 yd. pass from T.Tagovailoa (J.Sanders kick) (8-75, 4:00)	7	0
Ravens	1	06:39	J.Hill 20 yd. pass from L.Jackson (J.Tucker kick) (7-75, 4:21)	7	7
Dolphins	1	03:39	J.Sanders 27 yd. Field Goal (6-65, 3:00)	10	7
Ravens	2	06:56	G.Edwards 1 yd. run (J.Tucker kick) (10-89, 5:50)	10	14
Dolphins	2	03:10	J.Sanders 38 yd. Field Goal (11-49, 3:46)	13	14
Ravens	2	02:58	Z.Flowers 75 yd. pass from L.Jackson (J.Tucker kick) (1-75, 0:12)	13	21
Ravens	2	01:24	I.Likely 35 yd. pass from L.Jackson (J.Tucker kick) (4-38, 0:26)	13	28
Ravens	3	13:29	I.Likely 7 yd. pass from L.Jackson (J.Tucker kick) (3-18, 1:31)	13	35
Dolphins	4	13:57	D.Achane 1 yd. pass from T.Tagovailoa (pass failed) (14-78, 6:42)	19	35
Ravens	4	09:38	P.Ricard 4 yd. pass from L.Jackson (J.Tucker kick) (7-75, 4:19)	19	42
Ravens	4	04:11	M.Gordon 7 yd. run (J.Tucker kick) (6-32, 3:44)	19	49
Ravens	4	02:28	C.Kolar 19 yd. pass from T.Huntley (J.Tucker kick) (3-8, 1:35)	19	56

MIAMI DOLPHINS (HEAD COACH: MIKE MCDANIEL)

OFFENSE			DEFENSE		
FB	30	A. Ingold	LB	2	B. Chubb
WR	11	C. Wilson Jr.	DT	92	Z. Sieler
LT	72	T. Armstead	DT	94	C. Wilkins
LG	66	L. Cotton	LB	43	A. Van Ginkel
C	74	L. Eichenberg	LB	45	D. Riley
RG	65	R. Jones	LB	51	D. Long Jr.
RT	73	A. Jackson	CB	25	X. Howard
TE	81	D. Smythe	CB	5	J. Ramsey
WR	10	T. Hill	CB	4	K. Kohou
QB	1	T. Tagovailoa	S	21	D. Elliott
RB	28	D. Achane	S	8	J. Holland

BALTIMORE RAVENS (HEAD COACH: JOHN HARBAUGH)

OFFENSE			DEFENSE		
WR	3	O. Beckham Jr.	DT	92	J. Madubuike
WR	7	R. Bateman	NT	58	M. Pierce
WR	4	Z. Flowers	DE	97	B. Urban
LT	79	R. Stanley	OLB	24	J. Clowney
LG	76	J. Simpson	MLB	0	R. Smith
C	64	T. Linderbaum	WLB	6	P. Queen
RG	66	B. Cleveland	OLB	40	M. Harrison
RT	78	M. Moses	CB	44	M. Humphrey
TE	80	I. Likely	SS	26	G. Stone
QB	8	L. Jackson	FS	32	M. Williams
RB	35	G. Edwards	CB	28	R. Darby

OFFICIALS: Referee: Cleite Blakeman (34), Umpire: Scott Campbell (127), Down Judge: Dana McKenzie (8), Line Judge: Julian Mapp (10), Back Judge: Jonah Monroe (120), Field Judge: Aaron Santi (50), Side Judge: Lo van Pham (99), Replay Official: Chad Adams

MIAMI DOLPHINS

PASSING	ATT	CP	YDS	SK/YD	TD	LG	INT	RTG
Tua Tagovailoa	38	22	237	3/16	2	25	2	71.9
TOTAL	38	22	237	3/16	2	25	2	71.9

RUSHING	ATT	YDS	AVG	LG	TD
De'Von Achane	14	107	7.6	45	0
Jeff Wilson Jr.	3	21	7.0	15	0
Tua Tagovailoa	2	14	7.0	9	0
Chris Brooks	4	12	3.0	7	0
Tyreek Hill	1	0	0.0	0	0
Mike White	1	0	0.0	0	0
TOTAL	25	154	6.2	45	0

RECEIVING	NO	YDS	AVG	LG	TD
Tyreek Hill	6	76	12.7	25	0
De'Von Achane	4	30	7.5	23	1
Durham Smythe	3	54	18.0	22	0
Jeff Wilson Jr.	3	13	4.3	7	0
Cedrick Wilson Jr.	2	27	13.5	19	1
Braxton Berrios	2	10	5.0	6	0
Alec Ingold	1	18	18.0	18	0
Julian Hill	1	9	9.0	9	0
TOTAL	22	237	10.8	25	2

TOP DEFENSE	TOT	SOLO	AST	SCK	YDS	INT
DeShon Elliott	10	7	3	0.0	0.0	0
David Long Jr.	8	6	2	0.0	0.0	0
Duke Riley	6	5	1	0.0	0.0	0

FIELD GOALS	FGM/FGA	PERCENT	RESULTS
Jason Sanders	2-2	100.0	27G, 38G
TOTAL	2-2	100.0	

BALTIMORE RAVENS

PASSING	ATT	CP	YDS	SK/YD	TD	LG	INT	RTG
Lamar Jackson	21	18	321	1/9	5	75t	0	158.3
Tyler Huntley	1	1	19	0/0	1	19t	0	158.3
TOTAL	22	19	340	1/9	6	75T	0	158.3

RUSHING	ATT	YDS	AVG	LG	TD
Gus Edwards	16	68	4.3	12	1
Justice Hill	3	48	16.0	41	0
Lamar Jackson	6	35	5.8	18	0
Melvin Gordon III	6	10	1.7	7t	1
Tyler Huntley	1	-1	-1.0	-1	0
TOTAL	32	160	5.0	41	2

RECEIVING	NO	YDS	AVG	LG	TD
Justice Hill	5	64	12.8	23	1
Rashod Bateman	4	54	13.5	15	0
Zay Flowers	3	106	35.3	75t	1
Isaiah Likely	2	42	21.0	35t	2
Nelson Agholor	2	18	9.0	14	0
Odell Beckham Jr.	1	33	33.0	33	0
Charlie Kolar	1	19	19.0	19t	1
Patrick Ricard	1	4	4.0	4t	1
TOTAL	19	340	17.9	75T	6

TOP DEFENSE	TOT	SOLO	AST	SCK	YDS	INT
Geno Stone	8	6	2	0.0	0.0	1
Roquan Smith	7	3	4	0.0	0.0	1
Patrick Queen	6	3	3	0.0	0.0	0

FIELD GOALS	FGM/FGA	PERCENT	RESULTS
	No Field Goals		

GAME HIGHLIGHTS

- The Ravens clinched the AFC's No. 1 playoff seed (homefield & first-round bye).
- The Ravens' 56 points mark the second most in franchise history and the most ever scored at M&T Bank Stadium.
- Baltimore's defense permitted 19 points to a Miami offense that entered the game No. 1 in scoring (30.9 ppg).
- QB Lamar Jackson** completed 18-of-21 passes (85.7%) for 321 yards and 5 TDs, finishing with a perfect passer rating (158.3) for the third time in his career.
- RB Justice Hill** recorded 3 rushes for 48 yards, adding 5 catches for a career-high 64 yards and his first-career TD grab. He also posted 2 KORs for 101 yards, including a career-long 78-yard KOR to open the second half.
- WR Zay Flowers** registered 3 catches for a team-best and career-high 106 yards, including a 75-yard TD, while **TE Isaiah Likely's** 2 catches resulted in TDs.
- ILB Roquan Smith** and **S Geno Stone** each recorded an INT, while **DT Justin Madubuike**, **OLB Odafoweh** and **OLB Kyle Van Noy** each recorded a sack.

Team Statistics

	Dolphins	Ravens
First Downs	20	24
3rd-Down Eff. (Made/Att/Pct)	6/15/40%	4/7/57%
4th-Down Eff. (Made/Att/Pct)	2/4/50%	1/1/100%
Total Net Yards	375	491
Total Plays	66	55
Yards Per Play	5.7	8.9
Rushes/Net Yards	25/154	32/160
Net Passing	221	331
Pass Attempts/Completions	38/22	22/19
Had Intercepted	2	0
Sacked/Yards Lost	3/16	1/9
Punts/Average	3/52.7	2/35.5
Penalties/Yards	5/37	7/45
Fumbles/Lost	1/1	1/1
Possession Time	29:37	30:23



GAME 17: STEELERS 17, RAVENS 10

Pittsburgh (10-7) • Baltimore (13-4)

Saturday, January 6, 2024 • 4:30 PM EST • M&T Bank Stadium • Baltimore

Rain Temp: 38° F, Humidity: 91%, Wind: ENE 15 mph • Attendance: 70,355 • Time: 2:56



Pittsburgh Steelers	7	0	0	10	—	17
Baltimore Ravens	0	7	0	3	—	10

SCORING DRIVES

TEAM	QTR	TIME	SCORING PLAY	PIT	BAL
Steelers	1	02:36	N.Harris 6 yd. run (C.Boswell kick) (12-76, 7:32)	7	0
Ravens	2	02:19	I.Likely 27 yd. pass from T.Huntley (J.Tucker kick) (6-71, 2:48)	7	7
Steelers	4	14:49	D.Johnson 71 yd. pass from M.Rudolph (C.Boswell kick) (6-89, 3:01)	14	7
Steelers	4	03:13	C.Boswell 25 yd. Field Goal (9-25, 4:01)	17	7
Ravens	4	00:16	J.Tucker 36 yd. Field Goal (12-57, 2:57)	17	10

PITTSBURGH STEELERS (HEAD COACH: MIKE TOMLIN)

OFFENSE			DEFENSE		
WR	14	G. Pickens	DE	99	L. Ogunjobi
LT	65	D. Moore Jr.	DT	97	C. Heyward
LG	73	I. Seumalo	LOLB	90	T. Watt
C	61	M. Cole	LILB	38	M. Walker
RG	78	J. Daniels	RILB	50	E. Roberts
RT	77	B. Jones	ROLB	56	A. Highsmith
RB	22	N. Harris	LCB	29	L. Wallace
QB	2	M. Rudolph	FS	20	P. Peterson
WR	11	A. Robinson II	SS	25	E. Rowe
WR	18	D. Johnson	RCB	24	J. Porter Jr.
FB	83	C. Heyward	CB	34	C. Sullivan

BALTIMORE RAVENS (HEAD COACH: JOHN HARBAUGH)

OFFENSE			DEFENSE		
WR	7	R. Bateman	DT	92	J. Madubuike
WR	18	L. Treadwell	NT	58	M. Pierce
WR	15	N. Agholor	DE	24	J. Clowney
LT	79	R. Stanley	OLB	50	K. Van Noy
LG	76	J. Simpson	MLB	53	D. Phillips
C	64	T. Linderbaum	WLB	6	P. Queen
RG	66	B. Cleveland	CB	21	B. Stephens
RT	78	M. Moses	SS	26	G. Stone
TE	88	C. Kolar	FS	32	M. Williams
QB	2	T. Huntley	CB	10	A. Maulet
RB	35	G. Edwards	DB	23	R. Ya-Sin

OFFICIALS: Referee: Brad Allen (122), Umpire: Duane Heydt (42), Down Judge: Sarah Thomas (53), Line Judge: Walter Flowers (32), Field Judge: Rick Patterson (15), Side Judge: Boris Cheek (41), Back Judge: Greg Yette (38), Replay Official: Kirt Shay, Replay Assistant: Brian Davies

PITTSBURGH STEELERS

PASSING	ATT	CP	YDS	SK/YD	TD	LG	INT	RTG
Mason Rudolph	20	18	152	3/18	1	71t	0	115.0
TOTAL	20	18	152	3/18	1	71T	0	115.0

RUSHING	ATT	YDS	AVG	LG	TD
Najee Harris	26	112	4.3	15	1
Jaylen Warren	9	33	3.7	23	0
Calvin Austin III	1	8	8.0	8	0
George Pickens	1	3	3.0	3	0
Mason Rudolph	2	-1	-0.5	0	0
TOTAL	39	155	4.0	23	1

RECEIVING	NO	YDS	AVG	LG	TD
Najee Harris	5	21	4.2	7	0
Jaylen Warren	5	17	3.4	7	0
Diontae Johnson	4	89	22.3	71t	1
Pat Freiermuth	2	21	10.5	13	0
Connor Heyward	2	4	2.0	2	0
TOTAL	18	152	8.4	71T	1

TOP DEFENSE	TOT	SOLO	AST	SCK	YDS	INT
Eric Rowe	12	10	2	0.0	0.0	0
T.J. Watt	8	6	2	2.0	11.0	0
Mark Robinson	5	4	1	1.0	8.0	0

FIELD GOALS	FGM/FGA	PERCENT	RESULTS
Chris Boswell	1-1	100.0	25G
TOTAL	1-1	100.0	

GAME HIGHLIGHTS

- Baltimore recorded 3 sacks (**DE/OLB Jadeveon Clowney**, **OLB Kyle Van Noy** & **LB Trenton Simpson**) to finish the 2023 campaign with 60 QB drops, tying (2006) for the most in single-season franchise history. The Ravens also registered 4 FFs (Clowney, **OLB Jeremiah Moon**, **LB Del'Shawn Phillips** & Van Noy), tying for the franchise's most in a single game since at least 2000 (when TruMedia data became available). Baltimore last reached that single-game figure on 10/18/20 at Phi.
- QB Tyler Huntley** started at QB in place of Lamar Jackson (rest), completing 15-of-28 passes for 146 yards and 1 TD, while adding 8 rushes for 40 yards.
- With a sack-fumble of QB Mason Rudolph late in the first half, **DE/OLB Jadeveon Clowney** tied (2019) a career high in sacks (9.5).
- OLB Kyle Van Noy tallied 2 tackles, including a sack-fumble (recovered by **DT Broderick Washington**) of QB Mason Rudolph at Baltimore's 34-yard line to prevent a potential Pittsburgh scoring drive late in the first half.
- LB Del'Shawn Phillips** posted a game- and career-high 13 tackles (8 solo), while also registering his first-career FF (recovered by **DB Arthur Maulet**). Phillips became the first Raven since LB C.J. Mosley (10/1/17 vs. Pit.) to tally 12+ tackles (13) with at least 1 FF (1) and 1 TFL (1).
- Rookie **LB Trenton Simpson** posted 5 total tackles, including his first-career sack (-6 yards) that forced a third-and-20 situation.

BALTIMORE RAVENS

PASSING	ATT	CP	YDS	SK/YD	TD	LG	INT	RTG
Tyler Huntley	28	15	146	4/28	1	27t	0	80.4
TOTAL	28	15	146	4/28	1	27T	0	80.4

RUSHING	ATT	YDS	AVG	LG	TD
Gus Edwards	10	48	4.8	29	0
Tyler Huntley	8	40	5.0	11	0
Melvin Gordon III	7	18	2.6	6	0
TOTAL	25	106	4.2	29	0

RECEIVING	NO	YDS	AVG	LG	TD
Nelson Agholor	5	39	7.8	16	0
Justice Hill	3	26	8.7	19	0
Charlie Kolar	3	23	7.7	12	0
Isaiah Likely	2	31	15.5	27t	1
Laquon Treadwell	1	16	16.0	16	0
Tylan Wallace	1	11	11.0	11	0
TOTAL	15	146	9.7	27T	1

TOP DEFENSE	TOT	SOLO	AST	SCK	YDS	INT
Del'Shawn Phillips	13	8	5	0.0	0.0	0
Marcus Williams	9	3	6	0.0	0.0	0
Patrick Queen	8	6	2	0.0	0.0	0

FIELD GOALS	FGM/FGA	PERCENT	RESULTS
Justin Tucker	1-1	100.0	36G
TOTAL	1-1	100.0	

Team Statistics

	Steelers	Ravens
First Downs	16	13
3rd-Down Eff. (Made/Att/Pct)	6/15/40%	4/13/31%
4th-Down Eff. (Made/Att/Pct)	0/0/0%	1/1/100%
Total Net Yards	289	224
Total Plays	62	57
Yards Per Play	4.7	3.9
Rushes/Net Yards	39/155	25/106
Net Passing	134	118
Pass Attempts/Completions	20/18	28/15
Had Intercepted	0	0
Sacked/Yards Lost	3/18	4/28
Punts/Average	6/41.7	7/53.9
Penalties/Yards	4/25	3/26
Fumbles/Lost	6/2	2/2
Possession Time	34:54	25:06



AFC DIVISIONAL PLAYOFF GAME 1: TEXANS 10, RAVENS 34

Houston (1-1) • Baltimore (1-0)

Saturday, January 20, 2024 • 4:30 PM EST • M&T Bank Stadium • Baltimore

Clear Temp: 27° F, Humidity: 40%, Wind: WNW 16 mph • Attendance: 71,018 • Time: 3:03



Houston Texans	3	7	0	0	—	10
Baltimore Ravens	3	7	7	17	—	34

SCORING DRIVES

TEAM	QTR	TIME	SCORING PLAY	HOU	BAL
Ravens	1	08:36	J.Tucker 53 yd. Field Goal (9-41, 4:55)	0	3
Texans	1	00:28	K.Fairbairn 50 yd. Field Goal (8-23, 2:54)	3	3
Ravens	2	09:14	N.Agholor 3 yd. pass from L.Jackson (J.Tucker kick) (11-76, 6:14)	3	10
Texans	2	04:17	S.Sims 67 yd. punt return (K.Fairbairn kick)	10	10
Ravens	3	12:04	L.Jackson 15 yd. run (J.Tucker kick) (6-55, 2:56)	10	17
Ravens	4	14:23	L.Likely 15 yd. pass from L.Jackson (J.Tucker kick) (12-93, 7:03)	10	24
Ravens	4	06:20	L.Jackson 8 yd. run (J.Tucker kick) (11-78, 7:10)	10	31
Ravens	4	01:56	J.Tucker 43 yd. Field Goal (8-8, 3:08)	10	34

HOUSTON TEXANS (HEAD COACH: DEMECO RYANS)

OFFENSE			DEFENSE		
WR	2	R. Woods	DE	51	W. Anderson Jr.
TE	9	B. Jordan	DT	96	M. Collins
LT	78	L. Tunstall	DT	98	S. Rankins
LG	70	J. Scruggs	DE	52	J. Greenard
C	63	M. Deiter	LB	48	C. Harris
RG	69	S. Mason	LB	6	D. Perryman
RT	77	G. Fant	CB	25	D. King II
WR	12	N. Collins	CB	24	D. Stingley Jr.
QB	7	C. Stroud	CB	21	S. Nelson
FB	47	A. Beck	S	30	D. Houston-Carson
RB	26	D. Singletary	S	5	J. Pitre

BALTIMORE RAVENS (HEAD COACH: JOHN HARBAUGH)

OFFENSE			DEFENSE		
WR	3	O. Beckham Jr.	DT	92	J. Madubuike
WR	7	R. Bateman	NT	58	M. Pierce
WR	4	Z. Flowers	DE	97	B. Urban
LT	79	R. Stanley	OLB	24	J. Clowney
LG	76	J. Simpson	MLB	0	R. Smith
C	64	T. Linderbaum	WLB	6	P. Queen
RG	70	K. Zeitler	OLB	40	M. Harrison
RT	78	M. Moses	CB	21	B. Stephens
QB	8	L. Jackson	SS	14	K. Hamilton
RB	43	J. Hill	FS	32	M. Williams
FB	42	P. Ricard	CB	28	R. Darby

OFFICIALS: Referee: John Hussey (35), Umpire: Carl Paganelli (124), Down Judge: Frank LeBlanc (44), Line Judge: Carl Johnson (101), Back Judge: Matt Edwards (96), Field Judge: Tom Hill (97), Side Judge: Allen Baynes (56), Replay Official: Andrew Lambert

HOUSTON TEXANS

PASSING	ATT	CP	YDS	SK/YD	TD	LG	INT	RTG
C.J. Stroud	33	19	175	0/0	0	29	0	72.2
TOTAL	33	19	175	0/0	0	29	0	72.2

RUSHING	ATT	YDS	AVG	LG	TD
Devin Singletary	9	22	2.4	16	0
C.J. Stroud	3	9	3.0	7	0
Dare Ogunbowale	2	7	3.5	4	0
TOTAL	14	38	2.7	16	0

RECEIVING	NO	YDS	AVG	LG	TD
Nico Collins	5	68	13.6	29	0
Devin Singletary	5	48	9.6	26	0
Dalton Schultz	5	43	8.6	21	0
Xavier Hutchinson	2	-3	-1.5	2	0
Dare Ogunbowale	1	13	13.0	13	0
Robert Woods	1	6	6.0	6	0
TOTAL	19	175	9.2	29	0

TOP DEFENSE	TOT	SOLO	AST	SCK	YDS	INT
Christian Harris	7	6	1	0.0	0.0	0
Steven Nelson	7	6	1	0.0	0.0	0
Jalen Pitre	6	4	2	0.0	0.0	0

FIELD GOALS	FGM/FGA	PERCENT	RESULTS
Ka'imi Fairbairn	1-2	50.0	(50, 47)
TOTAL	1-2	50.0	

GAME HIGHLIGHTS

- Baltimore's defense allowed 3 points and 213 total yards (38 rushing & 175 passing), pitching a second-half shutout for the first time in the postseason since 1/20/13 (AFC title game at NE).
- The Ravens' 3 points allowed by a defense tie for the second fewest in franchise postseason history, behind only their defensive shutout in Super Bowl XXXV (vs. NYG).
- The Ravens' 213 yards allowed are the eighth fewest in franchise postseason history. Permitting just 38 rushing yards vs. the Texans, Baltimore's rush defense registered its fourth-best performance in postseason play.
- Led by **QB Lamar Jackson** (100 yards & 2 TDs), Baltimore rushed for 229 yards on 41 carries (5.5 avg.). **RBs Justice Hill** (66 rushing yards), **Gus Edwards** (40) and **Dalvin Cook** (23) also contributed to the 229-yard rushing effort that marked Baltimore's third-highest total in franchise postseason history.
- Jackson** recorded his third-career 100-yard rushing game in the playoffs, breaking a tie with QB Colin Kaepernick for the most such playoff performances by a QB in NFL history. Jackson also became the first Raven ever to rush and throw for a score in a single postseason contest. It marked the NFL's first-ever performance (regular + postseason) with 100+ rushing yards, 100+ passer rating, 2+ passing TDs and 2+ rushing TDs.

BALTIMORE RAVENS

PASSING	ATT	CP	YDS	SK/YD	TD	LG	INT	RTG
Lamar Jackson	22	16	152	3/29	2	21	0	121.8
TOTAL	22	16	152	3/29	2	21	0	121.8

RUSHING	ATT	YDS	AVG	LG	TD
Lamar Jackson	11	100	9.1	23	2
Justice Hill	13	66	5.1	14	0
Gus Edwards	10	40	4.0	9	0
Dalvin Cook	8	23	2.9	19	0
TOTAL	42	229	5.5	23	2

RECEIVING	NO	YDS	AVG	LG	TD
Zay Flowers	4	41	10.3	17	0
Rashod Bateman	3	39	13.0	21	0
Isaiah Likely	2	34	17.0	19	1
Nelson Agholor	2	12	6.0	9	1
Justice Hill	2	11	5.5	8	0
Odell Beckham Jr.	1	12	12.0	12	0
Charlie Kolar	1	4	4.0	4	0
Gus Edwards	1	-1	-1.0	-1	0
TOTAL	16	152	9.5	21	2

TOP DEFENSE	TOT	SOLO	AST	SCK	YDS	INT
Roquan Smith	7	5	2	0.0	0.0	0
Patrick Queen	5	5	0	0.0	0.0	0
Malik Harrison	4	1	3	0.0	0.0	0

FIELD GOALS	FGM/FGA	PERCENT	RESULTS
Justin Tucker	2-2	100.0	(53, 43)
TOTAL	2-2	100.0	

Team Statistics

	Texans	Ravens
First Downs	10	22
3rd-Down Eff. (Made/Att/Pct)	4/12/33%	4/12/33%
4th-Down Eff. (Made/Att/Pct)	0/1/0%	2/2/100%
Total Net Yards	213	352
Total Plays	47	67
Yards Per Play	4.5	5.3
Rushes/Net Yards	14/38	42/229
Net Passing	175	123
Pass Attempts/Completions	33/19	22/16
Had Intercepted	0	0
Sacked/Yards Lost	0/0	3/29
Punts/Average	5/43.4	4/42.3
Penalties/Yards	11/70	3/15
Fumbles/Lost	1/0	0/0
Possession Time	22:25	37:35



AFCCONFERENCE CHAMPIONSHIP 2: CHIEFS 17, RAVENS 10

Kansas City (3-0) • Baltimore (1-1)

Sunday, January 28, 2024 • 3:00 PM EST • M&T Bank Stadium • Baltimore

Indoors • Attendance: 71,439 • Time: 3:09



Kansas City Chiefs	7	10	0	0	—	17
Baltimore Ravens	7	0	0	3	—	10

SCORING DRIVES

TEAM	QTR	TIME	SCORING PLAY	KC	BAL
Chiefs	1	07:41	T.Kelce 19 yd. pass from P.Mahomes (H.Butker kick) (10-86, 5:45)	7	0
Ravens	1	04:58	Z.Flowers 30 yd. pass from L.Jackson (J.Tucker kick) (6-75, 2:43)	7	7
Chiefs	2	10:56	I.Pacheco 2 yd. run (H.Butker kick) (16-75, 9:02)	14	7
Chiefs	2	00:04	H.Butker 52 yd. Field Goal (8-55, 1:42)	17	7
Ravens	4	02:34	J.Tucker 43 yd. Field Goal (9-29, 2:26)	17	10

KANSAS CITY CHIEFS (HEAD COACH: ANDY REID)

OFFENSE			DEFENSE		
QB	15	P. Mahomes	DE	56	G. Karlaftis
RB	10	I. Pacheco	DE	51	M. Danna
TE	87	T. Kelce	DT	95	C. Jones
WR	11	M. Valdes-Scantling	LB	32	N. Bolton
WR	84	J. Watson	LB	23	D. Tranquill
WR	4	R. Rice	LB	54	L. Chenal
LT	79	D. Smith	CB	38	L. Sneed
LG	73	N. Allegretti	CB	22	T. McDuffie
C	52	C. Humphrey	S	20	J. Reid
RG	65	T. Smith	S	21	M. Edwards
RT	74	J. Taylor	NT	69	M. Pannel

BALTIMORE RAVENS (HEAD COACH: JOHN HARBAUGH)

OFFENSE			DEFENSE		
WR	7	R. Bateman	DT	92	J. Madubuike
WR	4	Z. Flowers	NT	58	M. Pierce
LT	79	R. Stanley	DE	24	J. Clowney
LG	76	J. Simpson	OLB	50	K. Van Noy
C	64	T. Linderbaum	MLB	0	R. Smith
RG	70	K. Zeitler	WLB	6	P. Queen
RT	78	M. Moses	CB	21	B. Stephens
TE	80	I. Likely	SS	14	K. Hamilton
QB	8	L. Jackson	FS	32	M. Williams
RB	43	J. Hill	CB	28	R. Darby
FB	42	P. Ricard	DB	10	A. Maullet

OFFICIALS: Referee: Shawn Smith (14), Umpire: Roy Ellison (81), Down Judge: Jerod Phillips (6), Line Judge: Jeff Seeman (45), Back Judge: Dino Paganelli (105), Field Judge: Nathan Jones (33), Side Judge: Anthony Jeffries (36), Replay Official: Mike Wimmer

KANSAS CITY CHIEFS

PASSING	ATT	CP	YDS	SK/YD	TD	LG	INT	RTG
Patrick Mahomes	39	30	241	2/11	1	32	0	100.5
TOTAL	39	30	241	2/11	1	32	0	100.5

RUSHING	ATT	YDS	AVG	LG	TD
Isiah Pacheco	24	68	2.8	12	1
Patrick Mahomes	6	15	2.5	11	0
Travis Kelce	1	5	5.0	5	0
Clyde Edwards-Helaire	1	1	1.0	1	0
TOTAL	32	89	2.8	12	1

RECEIVING	NO	YDS	AVG	LG	TD
Travis Kelce	11	116	10.5	21	1
Rashee Rice	8	46	5.8	11	0
Isiah Pacheco	4	14	3.5	10	0
Marquez Valdes-Scantling	2	38	19.0	32	0
Noah Gray	2	8	4.0	5	0
Clyde Edwards-Helaire	2	3	1.5	2	0
Justin Watson	1	16	16.0	16	0
TOTAL	30	241	8.0	32	1

TOP DEFENSE	TOT	SOLO	AST	SCK	YDS	INT
Drue Tranquill	8	8	0	0.0	0.0	0
L'Jarius Sneed	5	5	0	0.0	0.0	0
Nick Bolton	4	3	1	0.0	0.0	0

FIELD GOALS	FGM/FGA	PERCENT	RESULTS
Harrison Butker	1-1	100.0	(52)
TOTAL	1-1	100.0	

GAME HIGHLIGHTS

- The Ravens' defense limited Kansas City to just 98 yards in the second half, including 29 on the ground. Baltimore permitted just 3.3 yards per play overall in the second half, also not allowing any points. The Ravens' offense gained 226 yards in second-half play, including 191 passing.
- QB Lamar Jackson** was 20-of-37 passing for 272 yards, 1 TD and 1 INT, adding a team-high 54 rushing yards on 8 carries (6.8 ypc). Jackson also caught a pass of his own that was tipped, advancing the catch for a 13-yard gain..
- WR Zay Flowers** recorded 5 catches for 115 yards (23.0 avg.), marking the eighth 100-yard receiving game in Ravens postseason history. His 115 yards stand as the third most by a Raven in a single playoff game. Flowers' 30-yard TD reception to tie the game in the first quarter marked the longest TD grab by a rookie in Ravens postseason history.
- ILB Roquan Smith**'s game-high 16 tackles marked the most by a Raven in postseason play since Hall of Famer Ray Lewis' 17 on 1/12/13 in the Divisional Round at Denver.
- S Kyle Hamilton** tallied the game's second-most tackles (11, behind Roquan Smith's 16), including 1 for loss. Hamilton's 9 solo tackles marked a game high.
- P Jordan Stout** averaged 50.2 gross yards per punt (5 for 251), including a 66-yarder that flipped the field after Baltimore's first drive. The boot tied (Kyle Richardson on 12/31/00 vs. Den.) for the longest punt in Ravens postseason history.

BALTIMORE RAVENS

PASSING	ATT	CP	YDS	SK/YD	TD	LG	INT	RTG
Lamar Jackson	37	20	272	4/17	1	54	1	75.5
TOTAL	37	20	272	4/17	1	54	1	75.5

RUSHING	ATT	YDS	AVG	LG	TD
Lamar Jackson	8	54	6.8	21	0
Gus Edwards	3	20	6.7	15	0
Zay Flowers	2	4	2.0	3	0
Justice Hill	3	3	1.0	2	0
TOTAL	16	81	5.1	21	0

RECEIVING	NO	YDS	AVG	LG	TD
Zay Flowers	5	115	23.0	54	1
Justice Hill	4	34	8.5	11	0
Odell Beckham Jr.	3	22	7.3	8	0
Isaiah Likely	2	16	8.0	10	0
Mark Andrews	2	15	7.5	9	0
Nelson Agholor	1	39	39.0	39	0
Gus Edwards	1	16	16.0	16	0
Lamar Jackson	1	13	13.0	13	0
Rashod Bateman	1	2	2.0	2	0
TOTAL	20	272	13.6	54	1

TOP DEFENSE	TOT	SOLO	AST	SCK	YDS	INT
Roquan Smith	16	5	11	0.0	0.0	0
Kyle Hamilton	11	9	2	0.0	0.0	0
Brandon Stephens	9	6	3	0.0	0.0	0

FIELD GOALS	FGM/FGA	PERCENT	RESULTS
Justin Tucker	1-1	100.0	(43)
TOTAL	1-1	100.0	

Team Statistics

	Chiefs	Ravens
First Downs	22	16
3rd-Down Eff. (Made/Att/Pct)	8/18/44%	3/11/27%
4th-Down Eff. (Made/Att/Pct)	1/2/50%	2/2/100%
Total Net Yards	319	336
Total Plays	73	57
Yards Per Play	4.4	5.9
Rushes/Net Yards	32/89	16/81
Net Passing	230	255
Pass Attempts/Completions	39/30	37/20
Had Intercepted	0	1
Sacked/Yards Lost	2/11	4/17
Punts/Average	6/46.5	5/50.2
Penalties/Yards	3/30	8/95
Fumbles/Lost	2/0	2/2
Possession Time	37:30	22:30